



US00D747975S

(12) **United States Design Patent**
Gillespie

(10) **Patent No.:** **US D747,975 S**
(45) **Date of Patent:** **** Jan. 26, 2016**

(54) **FOOD PACKAGE WITH INTEGRATED SPOUT**

(71) Applicant: **General Mills, Inc.**, Minneapolis, MN (US)

(72) Inventor: **Scott F. Gillespie**, Maple Grove, MN (US)

(73) Assignee: **General Mills, Inc.**, Minneapolis, MN (US)

(**) Term: **14 Years**

(21) Appl. No.: **29/508,100**

(22) Filed: **Nov. 3, 2014**

(51) **LOC (10) Cl.** **09-05**

(52) **U.S. Cl.**
USPC **D9/707**

(58) **Field of Classification Search**
USPC D9/702-714, 720-722, 416-417, D9/695-696; D24/118-119, 207; 383/200, 383/207, 38, 208-209, 63, 61.1, 113; 229/87.06, 87.03, 87.08; 426/106, 115, 426/119-120, 122, 410; 222/94, 107, 222/541.1, 92, 541.2; 206/811, 229, 484; 219/727
CPC B65D 65/18; B65D 83/12; B65D 35/38; B65D 35/02; B65D 35/08; B65D 35/44
See application file for complete search history.

(56) **References Cited**

U.S. PATENT DOCUMENTS

D347,993 S * 6/1994 Lane et al. D9/707
D354,906 S * 1/1995 Lane et al. D9/707

(Continued)

OTHER PUBLICATIONS

Four images of a package of Crystal Light drink mix publically offered for sale and sold in the United States prior to Jul. 1, 2014 (3 pages).

Primary Examiner — Caron D Veynar

Assistant Examiner — Abraham Bahta

(74) *Attorney, Agent, or Firm* — Paul LaVanway; Annette M. Frawley

(57) **CLAIM**

I claim the ornamental design for a food package with integrated spout, as shown and described.

DESCRIPTION

FIG. 1 is a perspective view of my new design for a food package with integrated spout according to a first embodiment;

FIG. 2 is a front view thereof;

FIG. 3 is a left side view thereof;

FIG. 4 is a right side view thereof;

FIG. 5 is a top view thereof;

FIG. 6 is a bottom view thereof; and

FIG. 7 is a rear view thereof;

FIG. 8 is a perspective view of my new design for a food package with integrated spout according to a second embodiment;

FIG. 9 is a front view thereof;

FIG. 10 is a left side view thereof;

FIG. 11 is a right side view thereof;

FIG. 12 is a top view thereof; and

FIG. 13 is a bottom view thereof; and

FIG. 14 is a rear view thereof;

FIG. 15 is a perspective view of my new design for a food package with integrated spout according to a third embodiment;

FIG. 16 is a front view thereof;

FIG. 17 is a left side view thereof;

FIG. 18 is a right side view thereof;


FIG. 19 is a top view thereof;

FIG. 20 is a bottom view thereof; and,

FIG. 21 is a rear view thereof.

The broken lines shown on the figures are included for the purpose of illustrating seal areas on the food package with integrated spout and form no part of the claimed design.

1 Claim, 6 Drawing Sheets



(56)

References Cited

U.S. PATENT DOCUMENTS

5,465,707	A	11/1995	Fulcher et al.				
D375,676	S *	11/1996	Davis et al.	D9/707	D643,745	S *	8/2011 Hartley D9/707
D386,398	S *	11/1997	Davis	D9/707	8,007,174	B2	8/2011 Yamaguchi et al.
5,803,350	A	9/1998	Benet		D645,761	S *	9/2011 Latour et al. D9/702
5,931,345	A	8/1999	Lane, Jr. et al.		D662,833	S *	7/2012 Sanfilippo et al. D9/707
6,206,278	B1	3/2001	Cornell et al.		8,459,504	B2	6/2013 Braxton et al.
D478,276	S *	8/2003	Mobs et al.	D9/707	D688,567	S *	8/2013 Stronski D9/709
D574,259	S *	8/2008	Rosskamp	D9/720	2007/0051727	A1	3/2007 Holley, Jr.
D620,372	S *	7/2010	Latour	D9/702	2008/0099504	A1	5/2008 Cunningham et al.
D630,522	S *	1/2011	Harvey et al.	D9/707	2009/0291244	A1	11/2009 Kihara et al.
					2011/0062223	A1	3/2011 Wall et al.
					2013/0084028	A1	4/2013 Cross
					2014/0037807	A1	2/2014 Delane

* cited by examiner

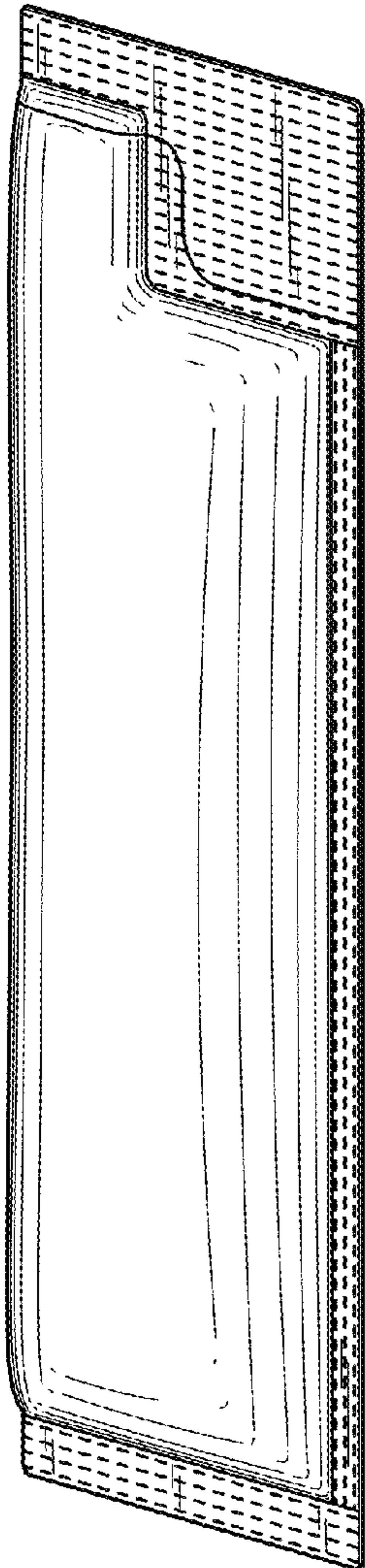


Fig. 1

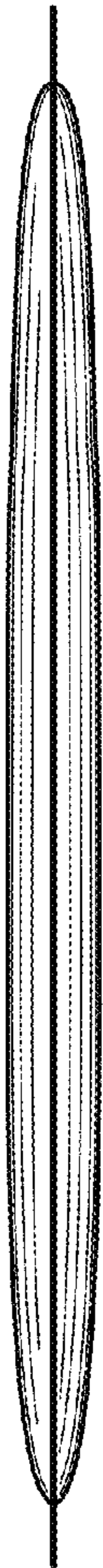


Fig. 3

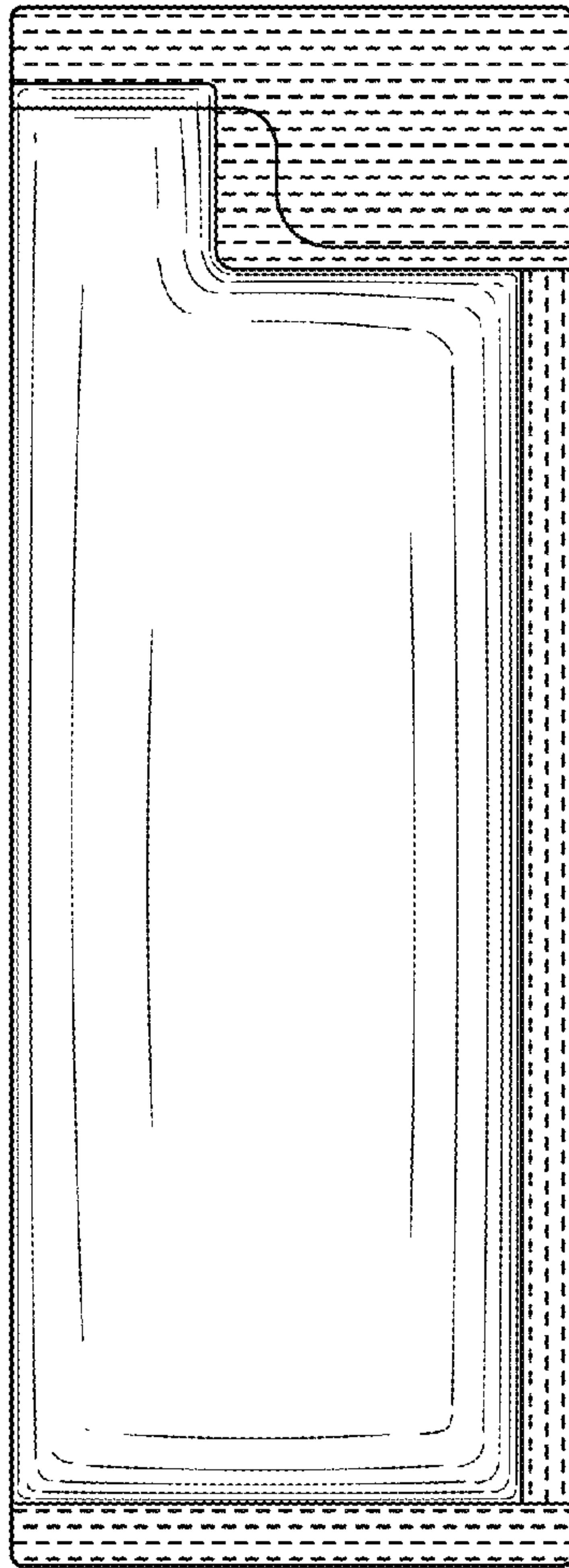


Fig. 2




Fig. 4




Fig. 5




Fig. 6

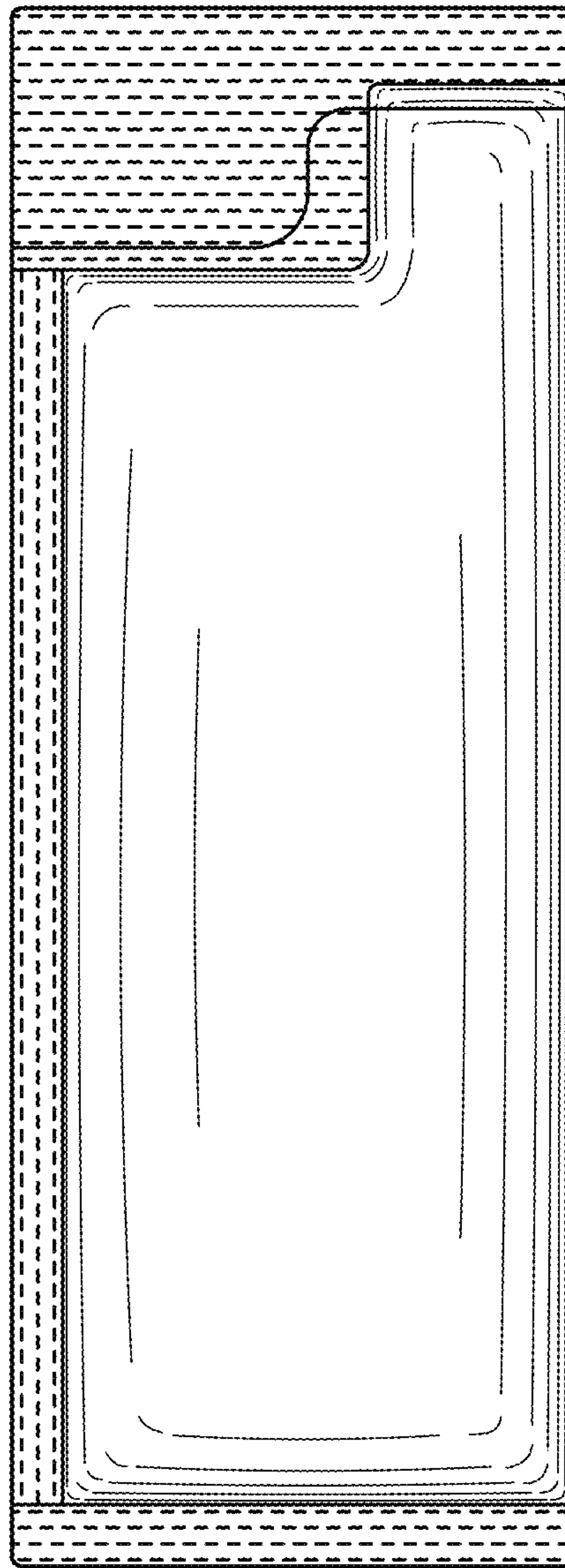


Fig. 7



Fig. 12

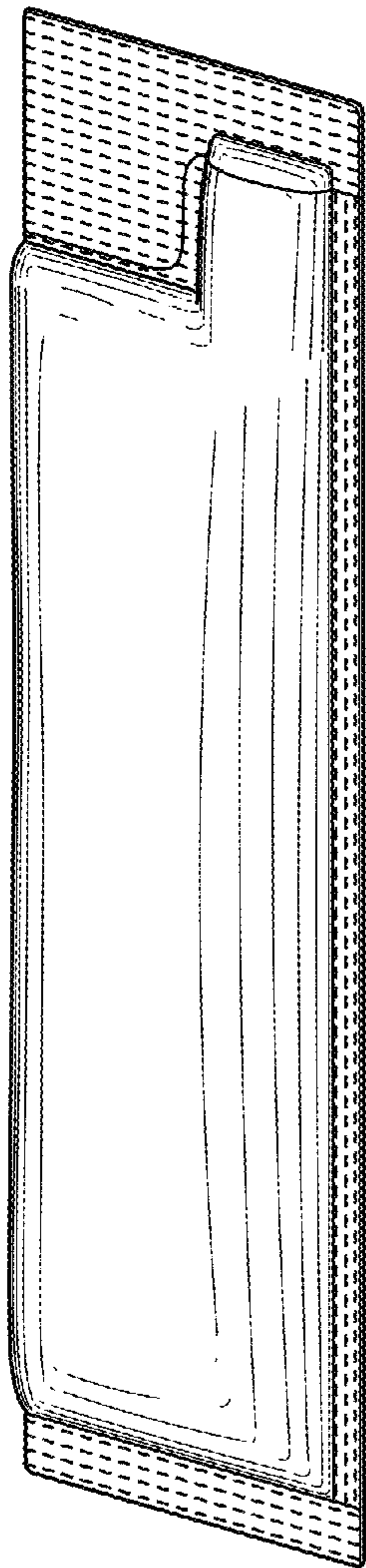


Fig. 8

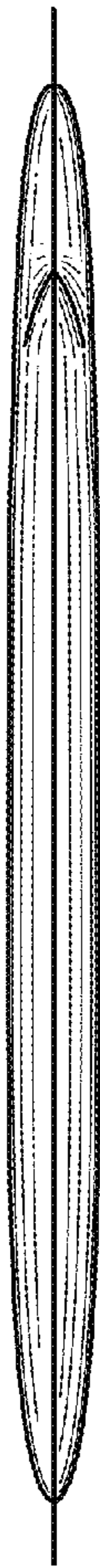


Fig. 10

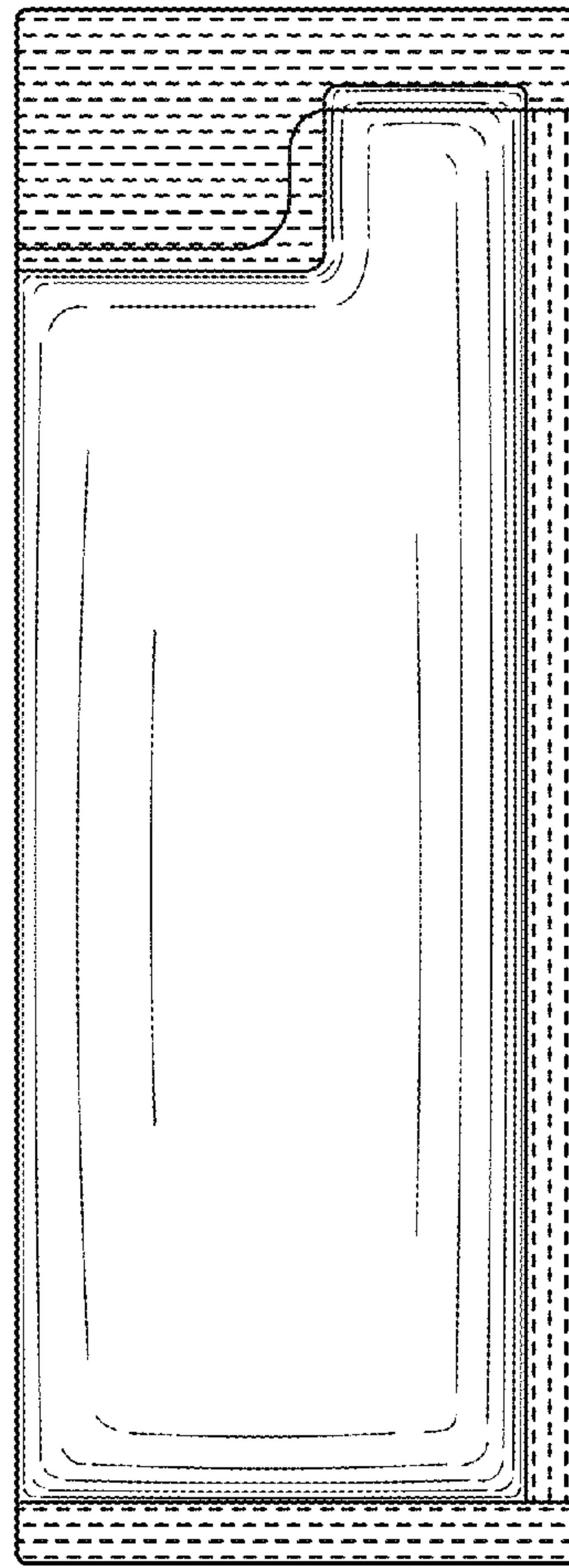


Fig. 9

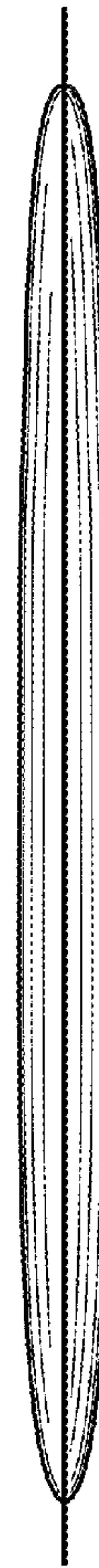


Fig. 11




Fig. 13

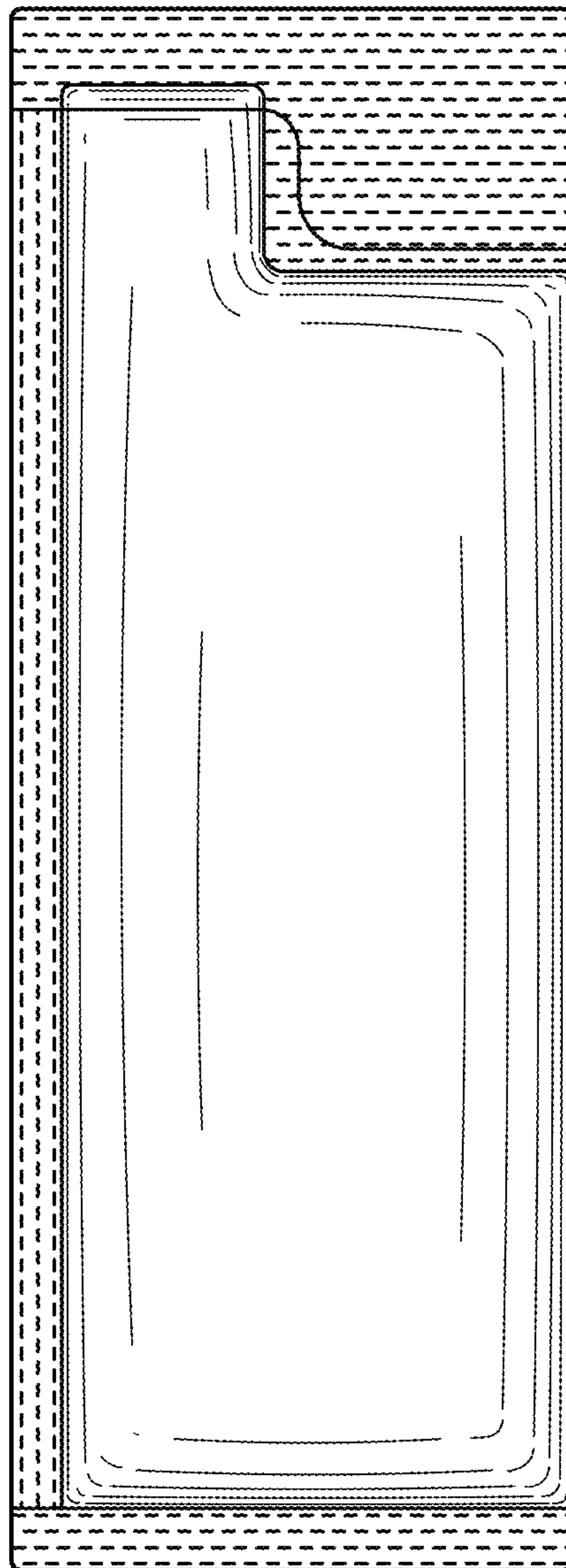


Fig. 14

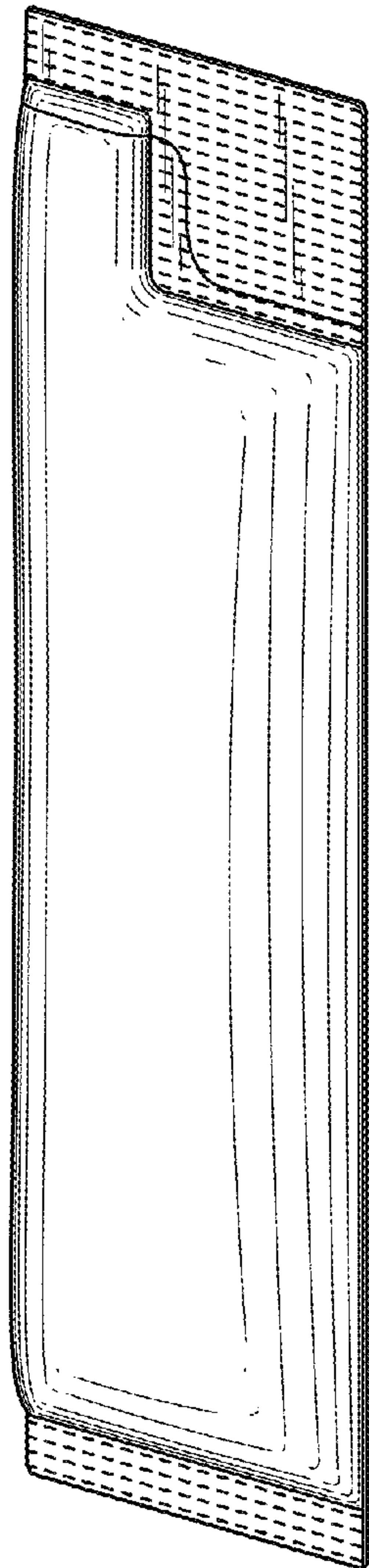


Fig. 15

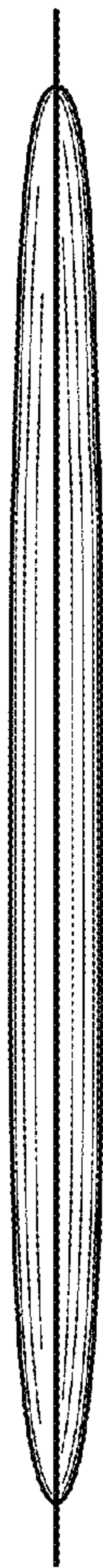


Fig. 17

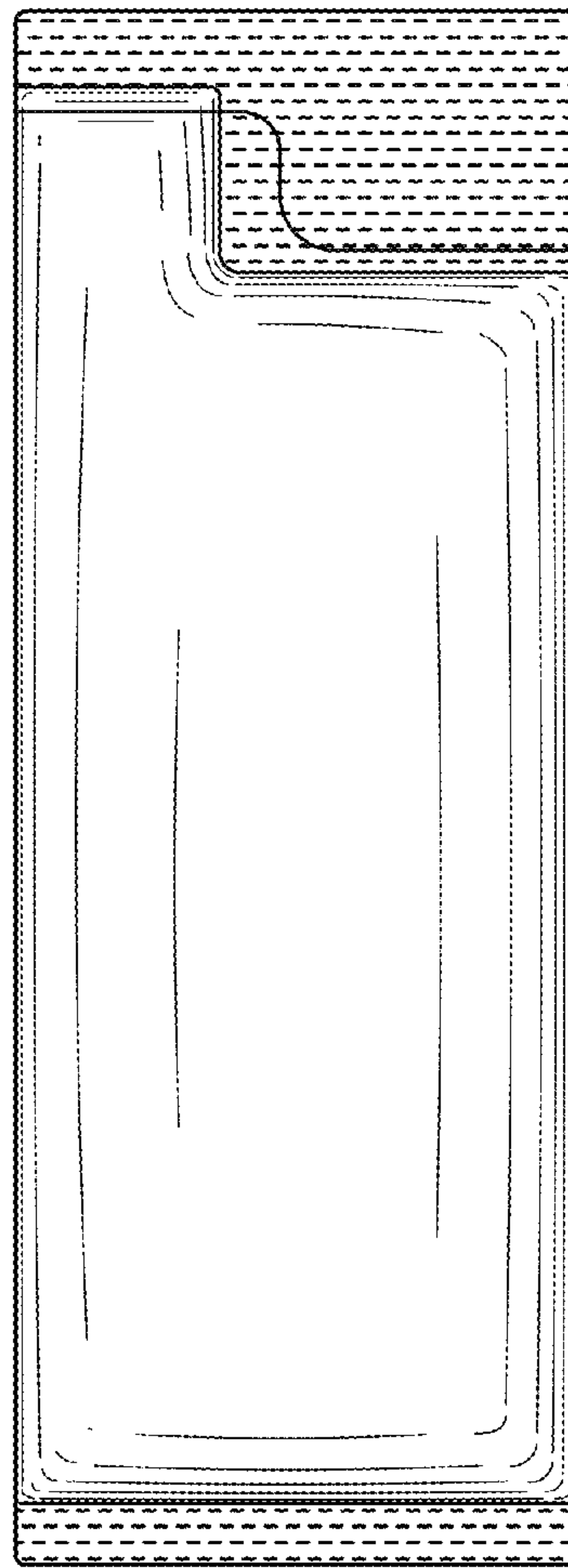


Fig. 16



Fig. 18

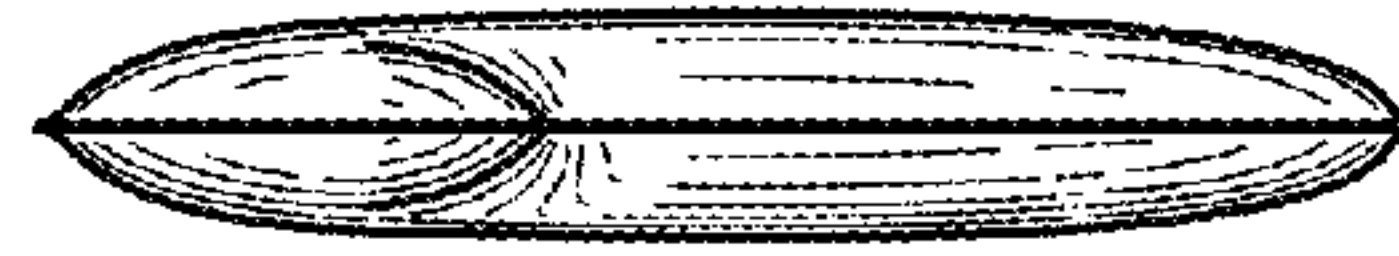


Fig. 19



Fig. 20

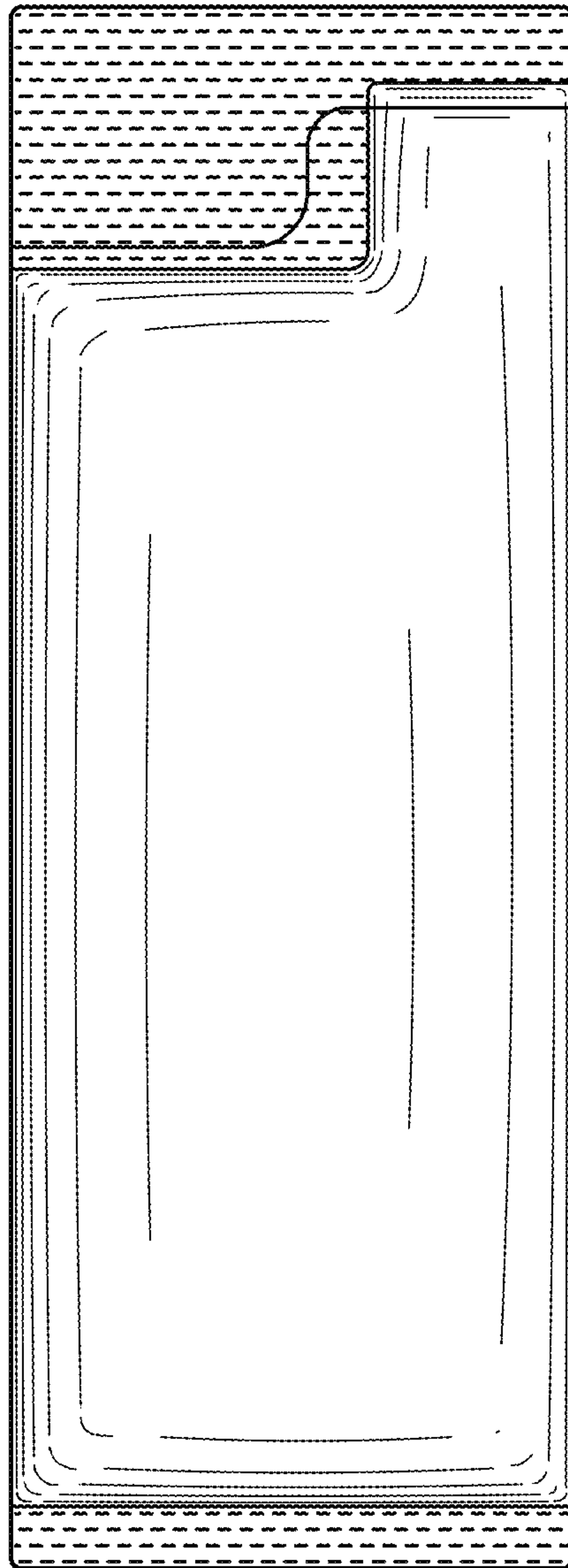


Fig. 21