



US00D747974S

(12) **United States Design Patent**  
**Ferguson**

(10) **Patent No.:** **US D747,974 S**  
(45) **Date of Patent:** **\*\* Jan. 26, 2016**

- (54) **PACKAGING FOR FOOD PRODUCTS**
- (71) Applicant: **The Mason Jar Cookie Company,**  
Wellington, FL (US)
- (72) Inventor: **David Ferguson,** Wellington, FL (US)
- (73) Assignee: **The Mason Jar Cookie Company,**  
Wellington, FL (US)
- (\*\*) Term: **14 Years**
- (21) Appl. No.: **29/479,689**
- (22) Filed: **Jan. 17, 2014**
- (51) **LOC (10) Cl.** ..... **09-05**
- (52) **U.S. Cl.**  
USPC ..... **D9/707**
- (58) **Field of Classification Search**  
USPC ..... D9/702–714, 761, 731, 414, 418,  
D9/430–432, 520–521, 438, 695–699, 416,  
D9/737, 517–519, 522–530; D7/590,  
D7/600.1; 215/328; 222/92, 105, 215,  
222/145.1, 95, 183, 107; 383/9, 22, 59–60,  
383/901, 207, 209; D24/118, 108, 207,  
D24/104; 128/114.1, DIG. 24; D28/8.1  
CPC ..... B65D 35/08; B65D 35/38; B65D 35/44;  
B65D 33/28  
See application file for complete search history.

D573,483 S *	7/2008	Berman	.....	D9/707
D584,154 S *	1/2009	Fitzsimmons et al.	.....	D9/526
D588,001 S *	3/2009	Sato	.....	D9/434
D610,023 S *	2/2010	Morlet et al.	.....	D9/706
D623,954 S *	9/2010	Hawry et al.	.....	D9/522
D645,755 S *	9/2011	Corbett et al.	.....	D9/530
D722,273 S *	2/2015	Ivie	.....	D9/558

**OTHER PUBLICATIONS**

Le Grand's Roseée Sauces, <http://maisonlegrand.com/en/2013/02/14/le-grands-rosee-sauces/index-html>.

\* cited by examiner

*Primary Examiner* — Caron D Veynar

*Assistant Examiner* — Abraham Bahta

(74) *Attorney, Agent, or Firm* — Pearl Cohen Zedek Latzer Baratz LLP

(57) **CLAIM**

The ornamental design for a packaging for food products, as shown and described.


**DESCRIPTION**

FIG. 1 is a front, perspective view of a packaging for food products showing the claimed design;  
 FIG. 2 is a front view of the design of FIG. 1, where the back view is a mirror image of the front view of FIG. 2;  
 FIG. 3 is a right side view of the design of FIG. 1, where the left side view is a mirror image of the right side view of FIG. 3;  
 FIG. 4 is a top view of the design of FIG. 1; and,  
 FIG. 5 is a bottom view of the design of FIG. 1.  
 The broken lines are included for purposes of illustrating environment and form no part of the claimed design.

**1 Claim, 4 Drawing Sheets**

(56) **References Cited**  
U.S. PATENT DOCUMENTS

4,116,350 A *	9/1978	Allasia	.....	215/44
D433,631 S *	11/2000	Walsh	.....	D9/516
D454,487 S *	3/2002	Bell et al.	.....	D9/710



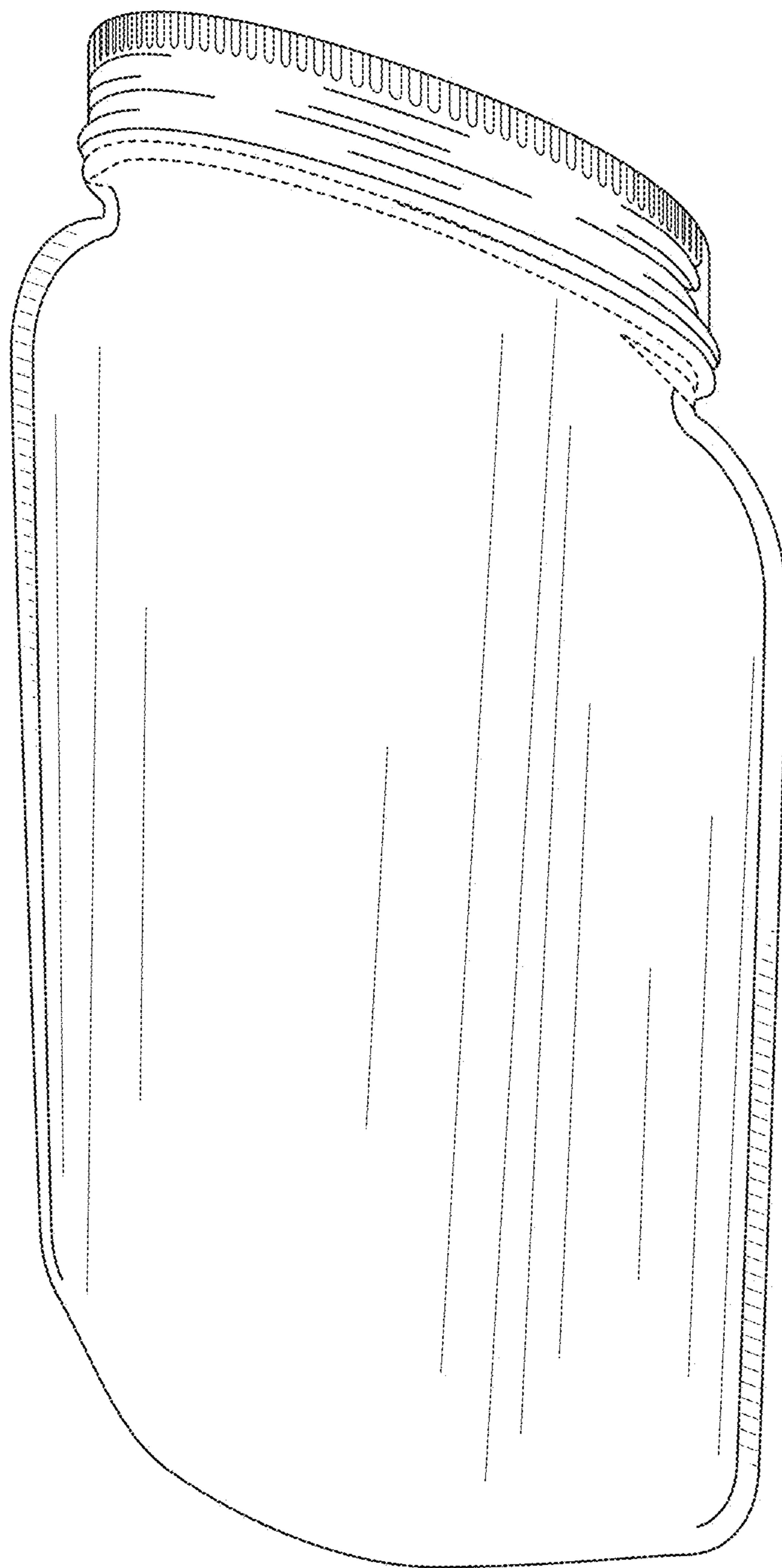


FIG. 1

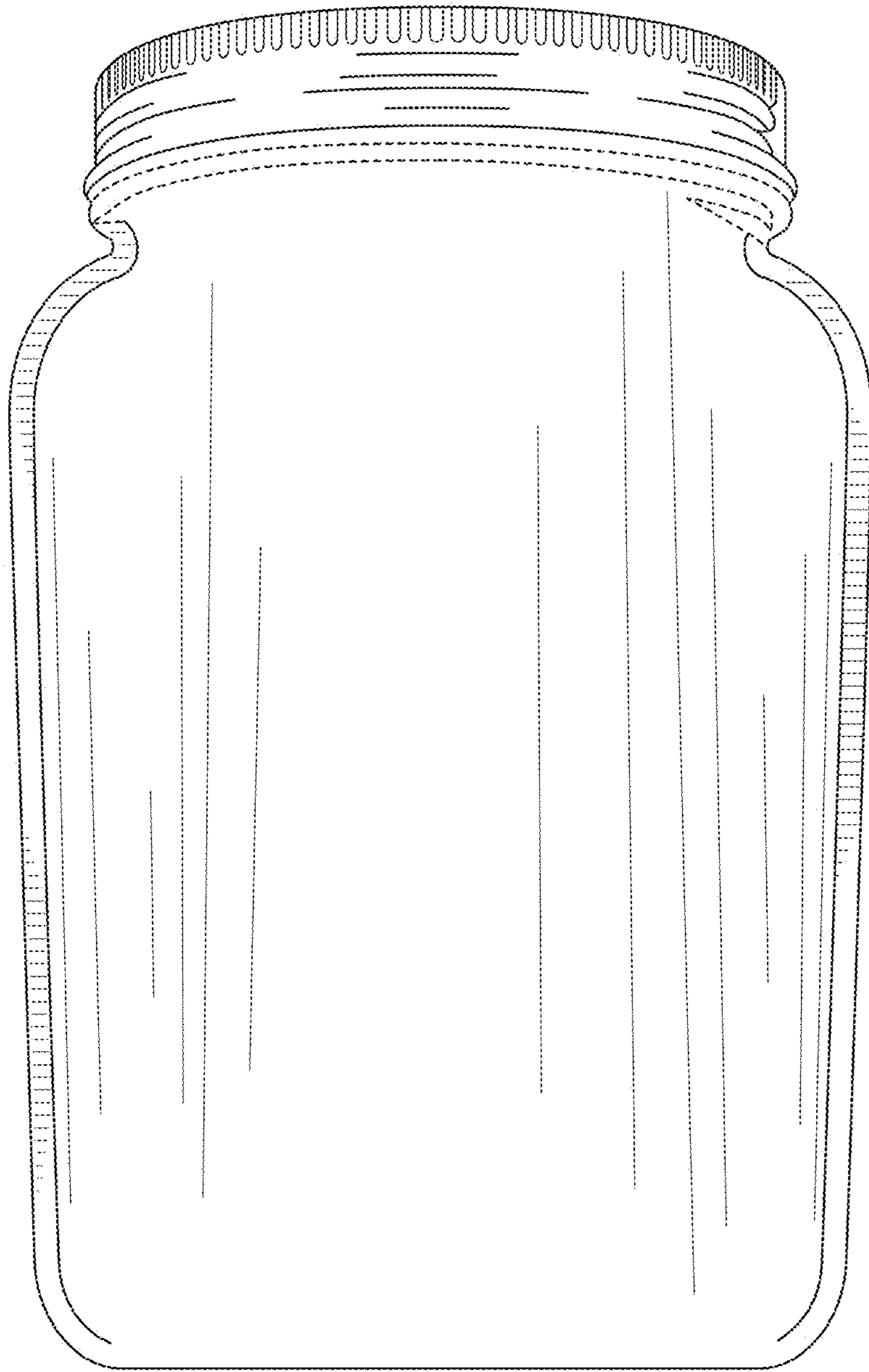


FIG. 2

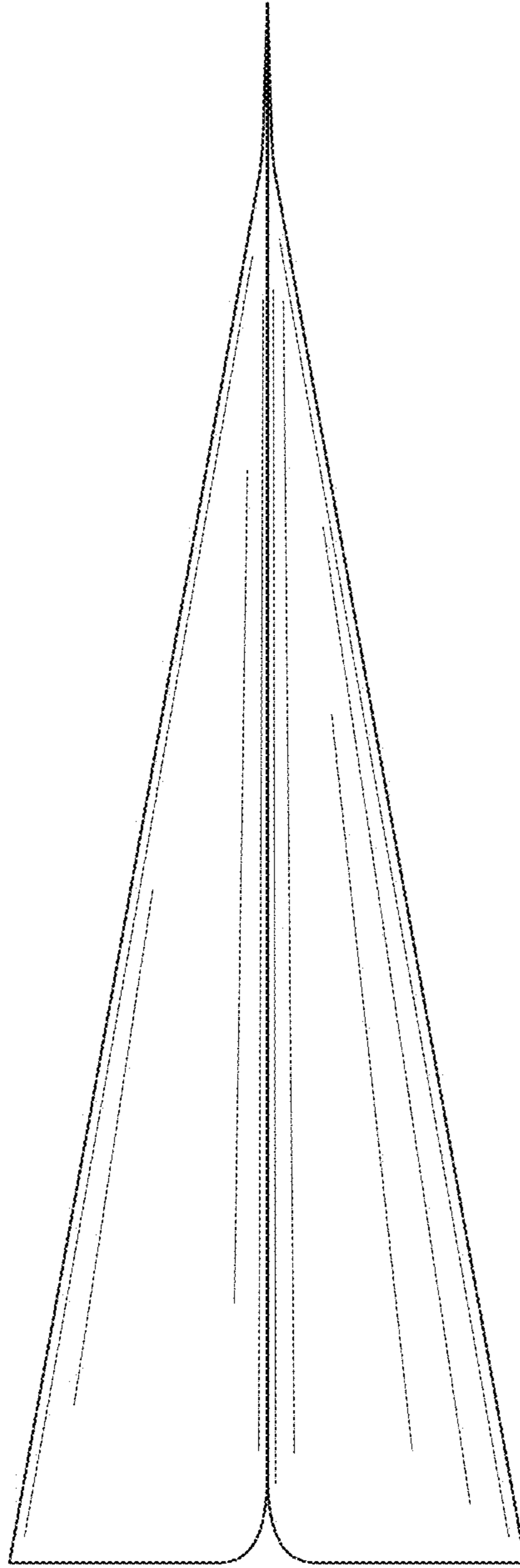


FIG. 3

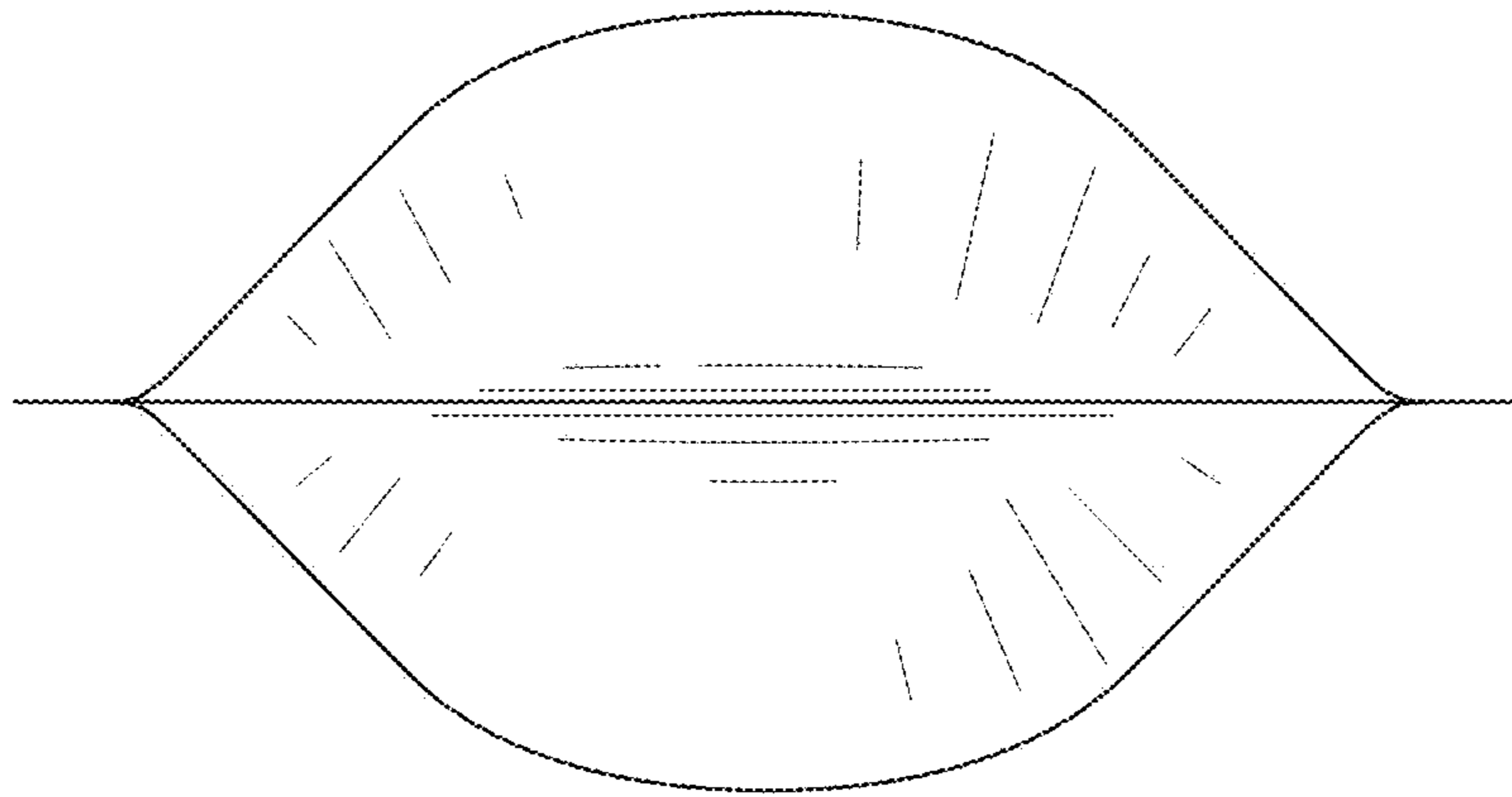


FIG. 4

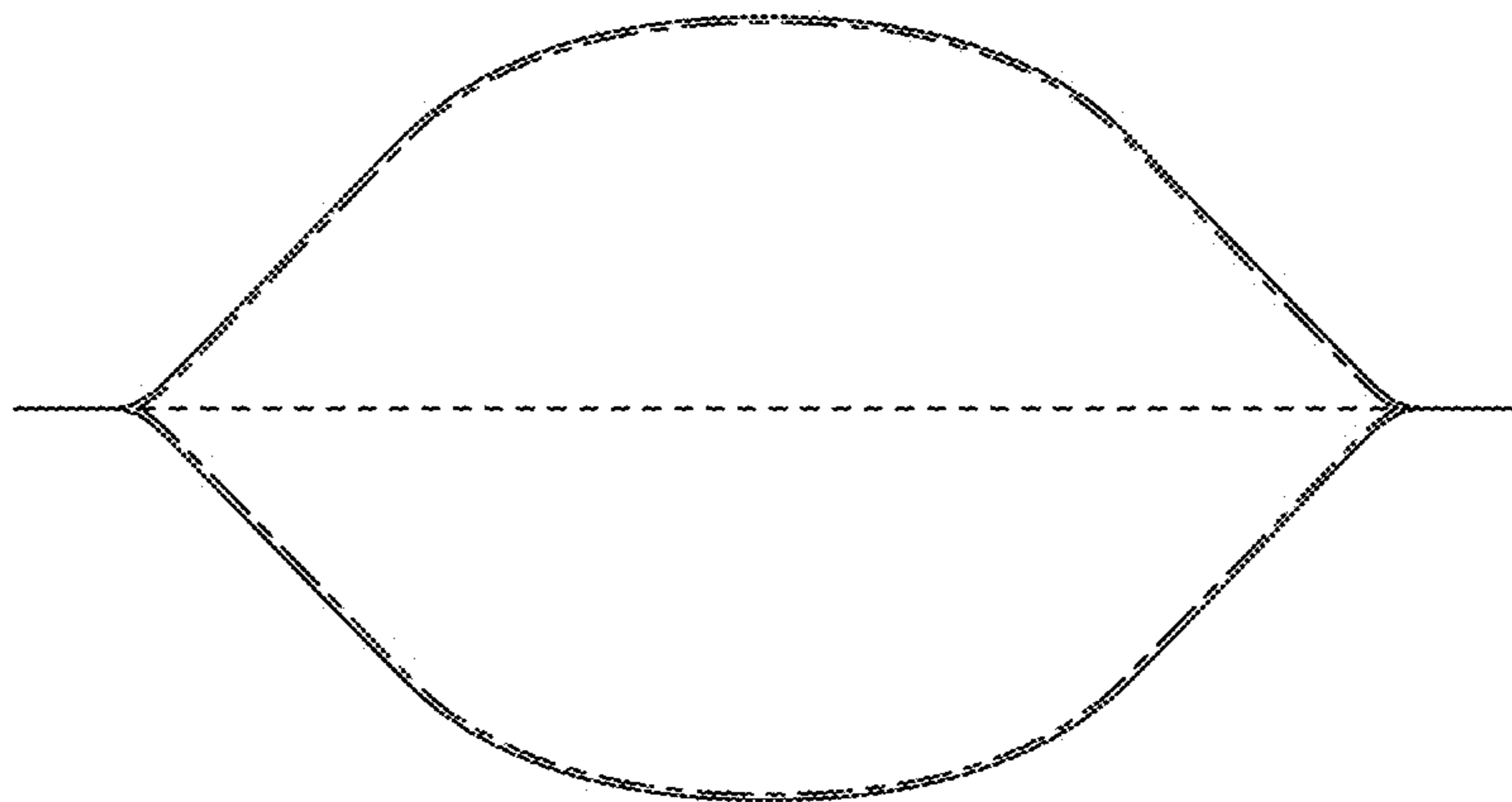


FIG. 5