



US00D747971S

(12) **United States Design Patent**
Peacock

(10) **Patent No.:** **US D747,971 S**
(45) **Date of Patent:** **** Jan. 26, 2016**

(54) **CONTAINER**

(71) Applicant: **Graham Packaging Company, L.P.**,
York, PA (US)
(72) Inventor: **April M. Peacock**, Manchester, PA (US)
(73) Assignee: **GRAHAM PACKAGING COMPANY,**
L.P., York, PA (US)

(**) Term: **14 Years**

(21) Appl. No.: **29/492,249**

(22) Filed: **May 29, 2014**

(51) **LOC (10) Cl.** **09-01**

(52) **U.S. Cl.**
USPC **D9/563**

(58) **Field of Classification Search**

USPC D3/202, 202.3, 203.2, 203.4, 203.6,
D3/205, 225, 240, 251, 901; D6/515, 518,
D6/522, 523, 535, 541, 542; D7/300.1,
D7/316, 317, 509–511, 590–600, 601–612,
D7/679; D9/431, 432, 446, 447, 449, 453,
D9/454, 516, 520, 521, 522, 523, 529, 530,
D9/540, 541, 542, 548, 549, 550, 551, 552,
D9/556, 558, 560, 563, 564, 569, 571, 574,
D9/655, 658, 667; D23/211.1–211.2;
D24/121, 124, 197, 224; D28/8.1, 66,
D28/67, 83; 215/206, 229, 381; 220/674,
220/710, 837; 222/182, 206, 209, 252;
426/115
CPC B65D 1/02; B65D 1/0223; B65D 1/0269;
B65D 1/08; B65D 1/10; A47G 19/22; A47G
19/2205; A47G 19/2266

See application file for complete search history.

(56) **References Cited**

U.S. PATENT DOCUMENTS

D282,910 S * 3/1986 Biesecker D9/560
D361,938 S * 9/1995 Sawa et al. D9/563

(Continued)

FOREIGN PATENT DOCUMENTS

RU 00058471 * 1/2015

OTHER PUBLICATIONS

Fiji Water: Announced Dec. 2, 1998 [online] site visited [Jul. 21,
2015]. Available from Internet URL:<<https://store.fijiwater.com>.*

Primary Examiner — Thomas Johannes

Assistant Examiner — Catherine Posthauer

(74) *Attorney, Agent, or Firm* — Baker Botts L.L.P.

(57) **CLAIM**

The ornamental design for a container, as shown and
described.

DESCRIPTION

FIG. 1 is a perspective view of our design for a container.

FIG. 2 is a front view of the container of FIG. 1.

FIG. 3 is a rear view of the container of FIG. 1.

FIG. 4 is a left side view of the container of FIG. 1.

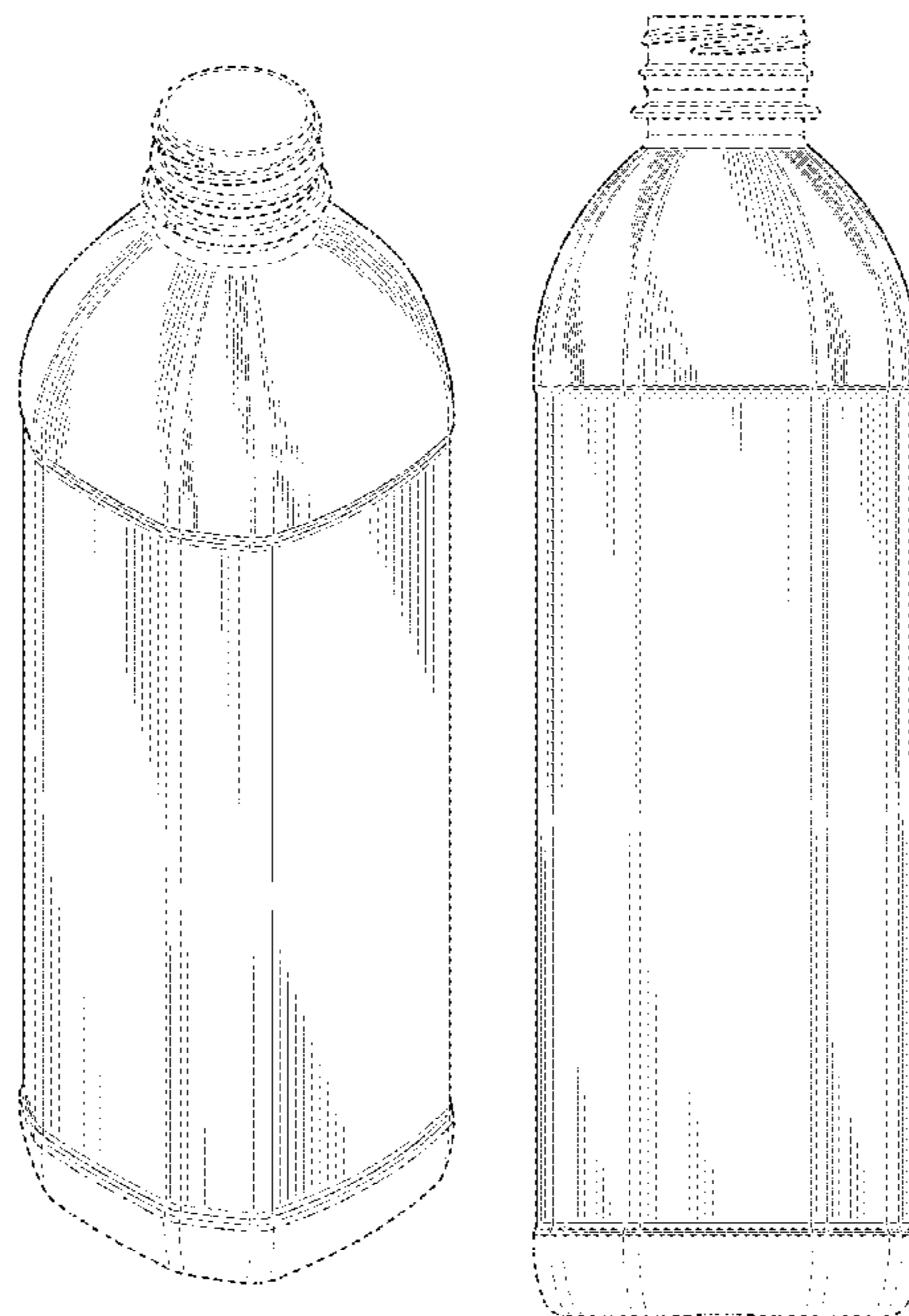
FIG. 5 is a right side view of the container of FIG. 1.

FIG. 6 is a top view of the container of FIG. 1; and,

FIG. 7 is a bottom view of the container of FIG. 1.

The broken lines are shown for the purpose of illustrating
portions of the container that form no part of the claimed
design.

1 Claim, 6 Drawing Sheets



(56)

References Cited

U.S. PATENT DOCUMENTS

5,544,768 A * 8/1996 Gargione 215/209
D426,161 S * 6/2000 Hestehave et al. D9/520
D432,427 S * 10/2000 Shanahan D9/544
D503,620 S * 4/2005 Taylor D9/518
D532,310 S * 11/2006 Yourist D9/538

D535,566 S * 1/2007 Lin D9/560
D542,668 S * 5/2007 Arthur et al. D9/560
D577,599 S * 9/2008 Moretti D9/560
D596,949 S * 7/2009 Flude D9/560
D655,612 S * 3/2012 Oge-Nichols D9/559
D691,484 S * 10/2013 Fitzgerald D9/560

* cited by examiner

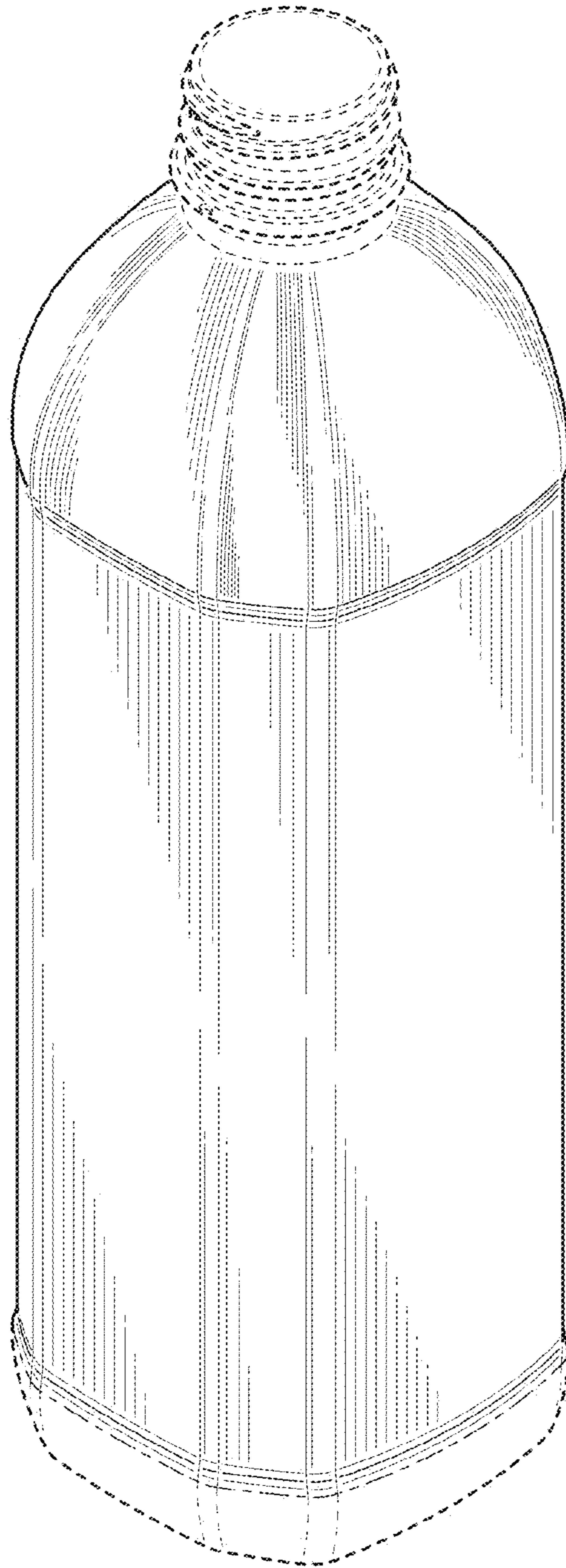


FIG. 1




FIG. 2




FIG. 3




FIG. 4




FIG. 5

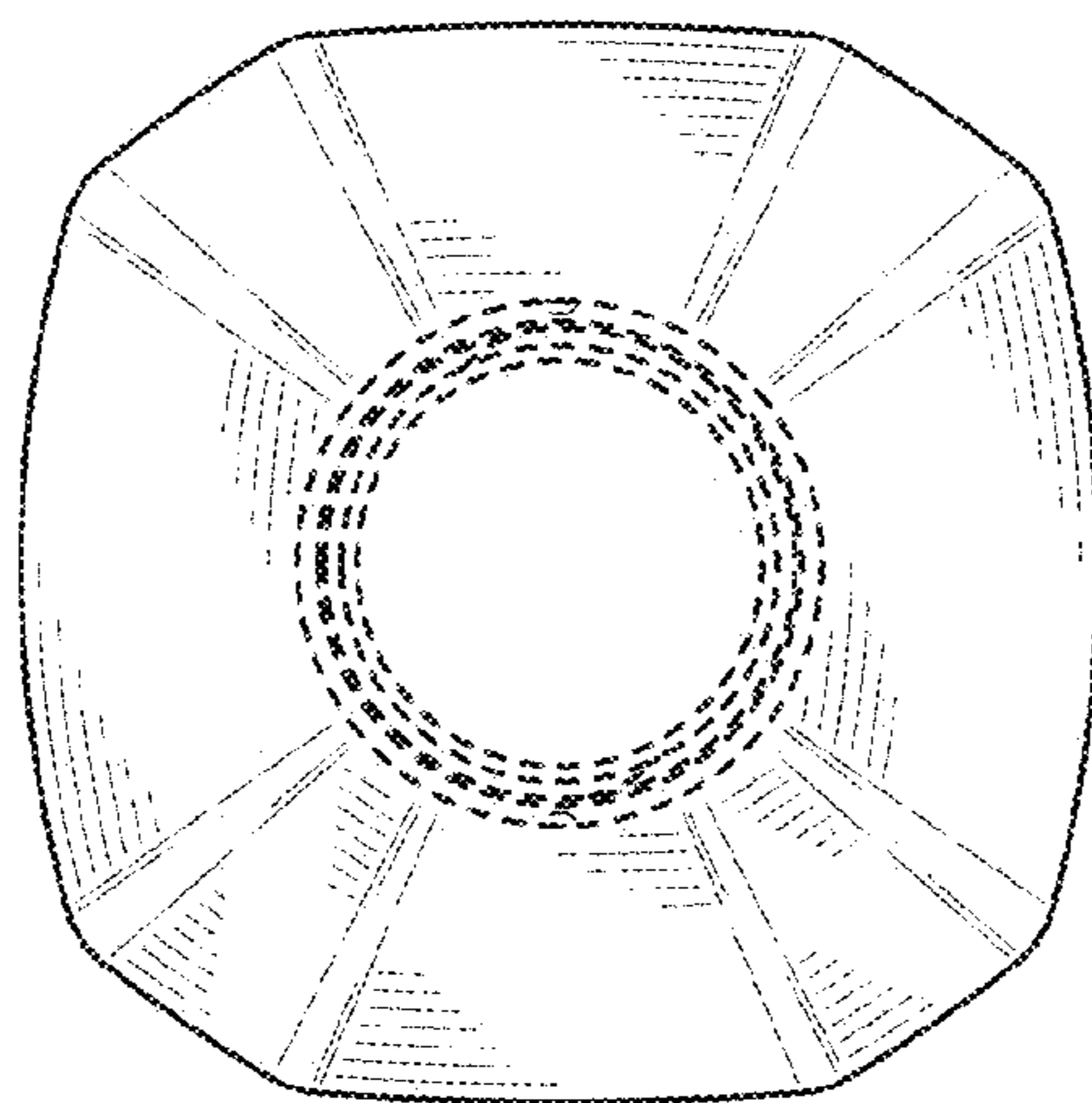


FIG. 6

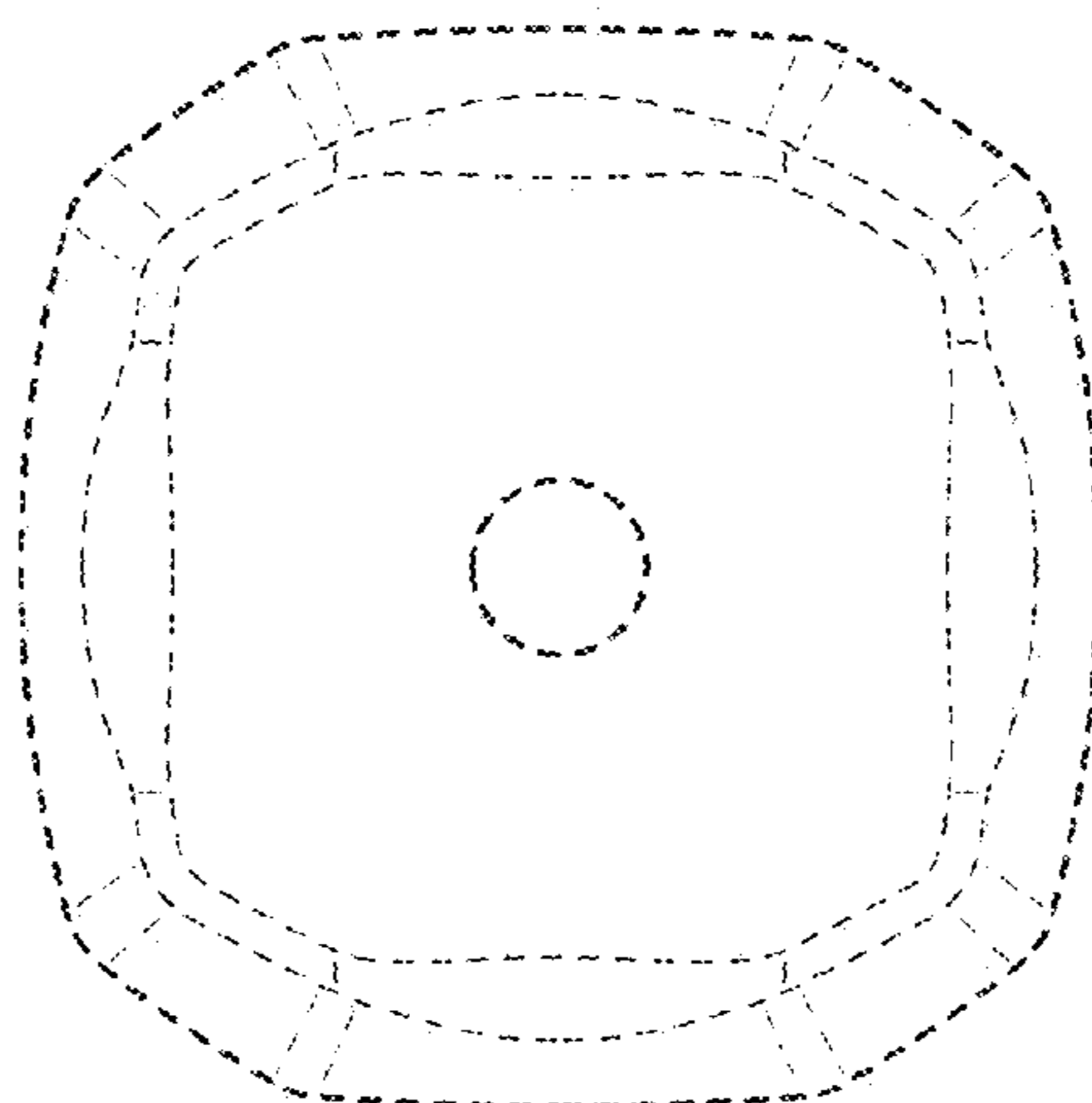


FIG. 7