



US00D747969S

(12) **United States Design Patent**  
**Baron et al.**

(10) **Patent No.:** **US D747,969 S**  
(45) **Date of Patent:** **\*\* Jan. 26, 2016**

- (54) **COMBINED BOTTLE AND CAP**
- (71) Applicant: **NAILS INC LTD**, London (GB)
- (72) Inventors: **Fabien Baron**, New York, NY (US);  
**Yuki Iwashiro**, New York, NY (US); **Sut Lo**, Flushing, NY (US)
- (73) Assignee: **Baron + Baron, Inc.**, London (GB)
- (\*\*) Term: **14 Years**
- (21) Appl. No.: **29/490,249**
- (22) Filed: **May 8, 2014**
- (51) **LOC (10) Cl.** ..... **09-01**
- (52) **U.S. Cl.**  
USPC ..... **D9/529**; D9/573; D9/574; D9/436
- (58) **Field of Classification Search**  
USPC ..... D9/719, 516, 517, 529, 567, 571-575,  
D9/436, 448, 440, 520, 549-558; 215/379,  
215/382; D7/300, 300.1, 305; D28/76, 77,  
D28/83, 91.1  
See application file for complete search history.

- D610,014 S \* 2/2010 Wolf ..... D9/529
- D618,106 S 6/2010 Boudard
- D641,641 S \* 7/2011 Weng ..... D9/686
- D646,579 S 10/2011 Rahe
- D646,581 S \* 10/2011 Baron ..... D9/435
- D654,365 S \* 2/2012 Im ..... D9/520
- 8,371,311 B2 \* 2/2013 Gueret ..... A45D 29/22  
132/218
- D732,394 S \* 6/2015 DeMarco ..... D9/444
- D735,040 S \* 7/2015 Dadon ..... D9/522

**OTHER PUBLICATIONS**

<http://nailitright.blogspot.com/2014/12/nail-paint-of-week-vvb-x-nails-inc.html>.\*

\* cited by examiner

*Primary Examiner* — Philip S Hyder

*Assistant Examiner* — Keith Frank

(74) *Attorney, Agent, or Firm* — Thomas B. McGurk

(57) **CLAIM**

The ornamental design for a combined bottle and cap, as shown and described.

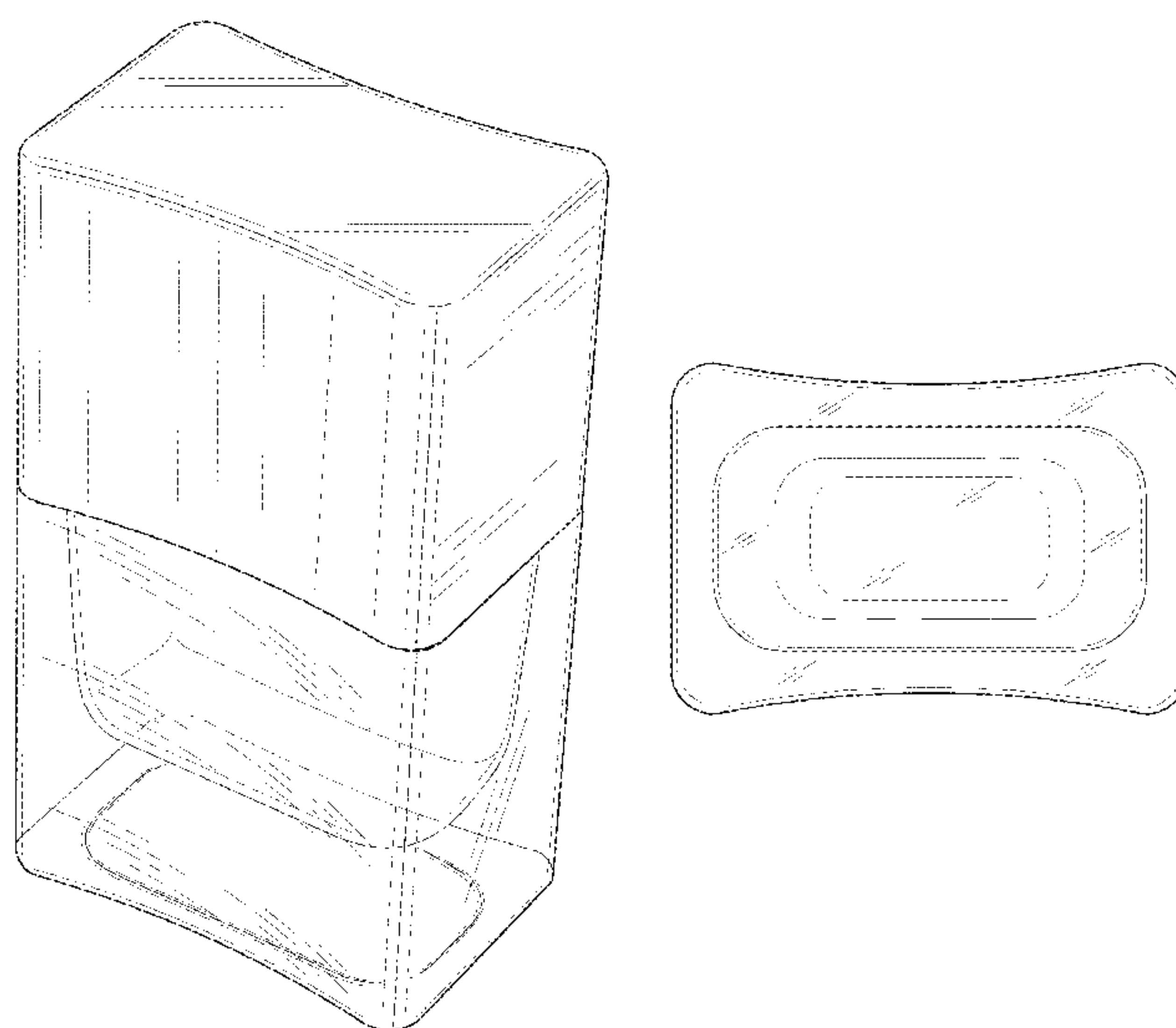
**DESCRIPTION**

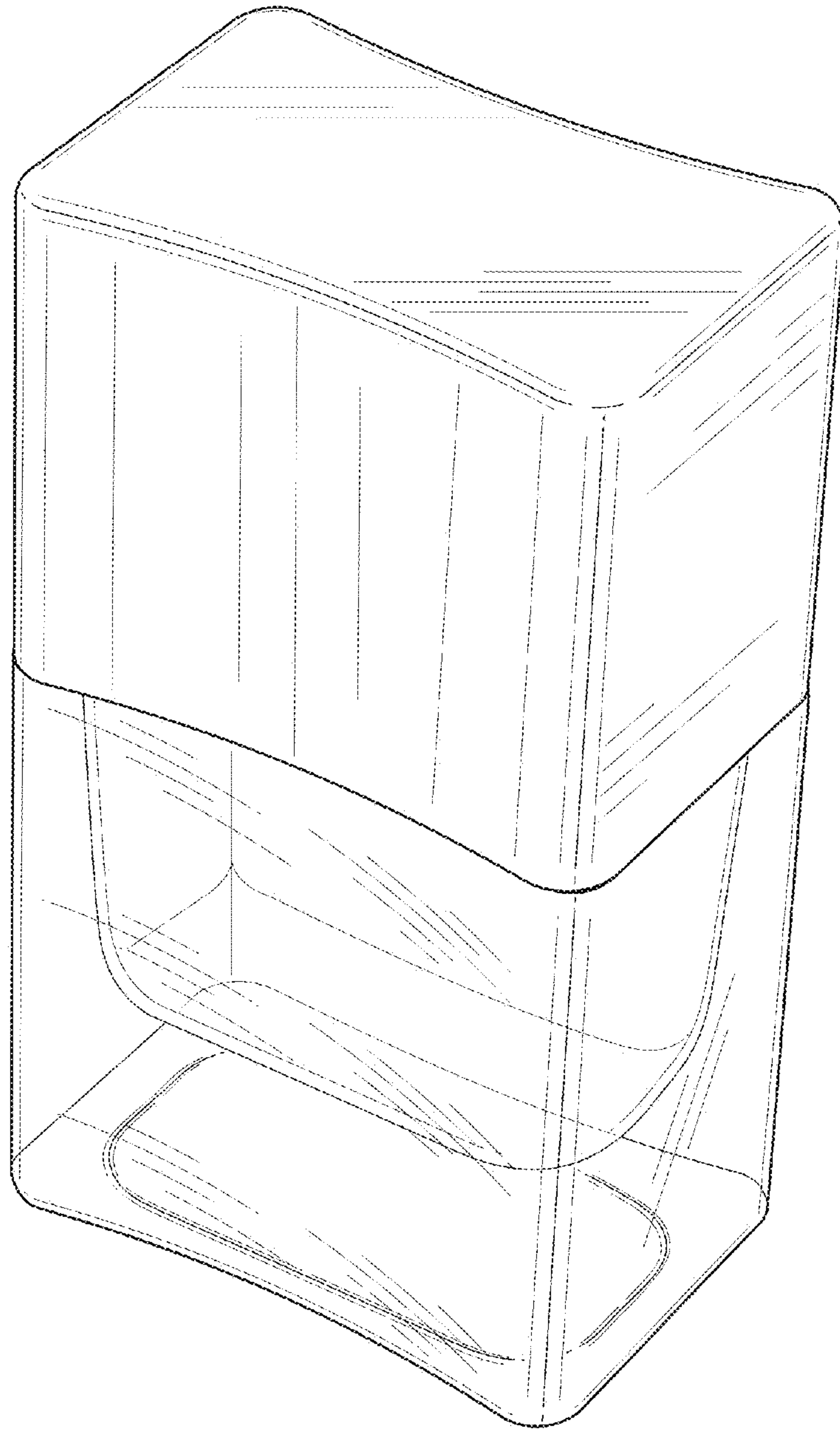
FIG. 1 is a perspective view of a design of a combined bottle and cap illustrating the claimed design;  
 FIG. 2 is a front view of the design of the combined bottle and cap shown in FIG. 1;  
 FIG. 3 is a back view of the design of the combined bottle and cap shown in FIG. 1;  
 FIG. 4 is a left side view of the design of the combined bottle and cap shown in FIG. 1;  
 FIG. 5 is a right side view of the design of the combined bottle and cap shown in FIG. 1;  
 FIG. 6 is a top view of the design of the combined bottle and cap shown in FIG. 1; and,  
 FIG. 7 is a bottom view of the design of the combined bottle and cap shown in FIG. 1.

**1 Claim, 6 Drawing Sheets**


(56) **References Cited**  
U.S. PATENT DOCUMENTS

- D399,132 S 10/1998 Vola
- D406,751 S 3/1999 Vola
- D419,865 S \* 2/2000 Gager ..... D9/686
- D426,774 S \* 6/2000 Jauffret ..... D9/520
- D438,097 S 2/2001 Krunas
- D438,802 S 3/2001 Krunas
- D461,716 S 8/2002 Guseo
- D482,793 S 11/2003 Oyama
- D535,104 S \* 1/2007 Chen ..... D4/116
- D542,144 S \* 5/2007 Herrmann ..... D9/560
- D546,192 S \* 7/2007 Faillant Dumas ..... D9/571
- D555,480 S 11/2007 Nicosia
- D565,963 S \* 4/2008 Slimane ..... D9/687
- D585,754 S \* 2/2009 McGregor ..... D9/529
- D588,469 S \* 3/2009 Pininfarina ..... D9/687






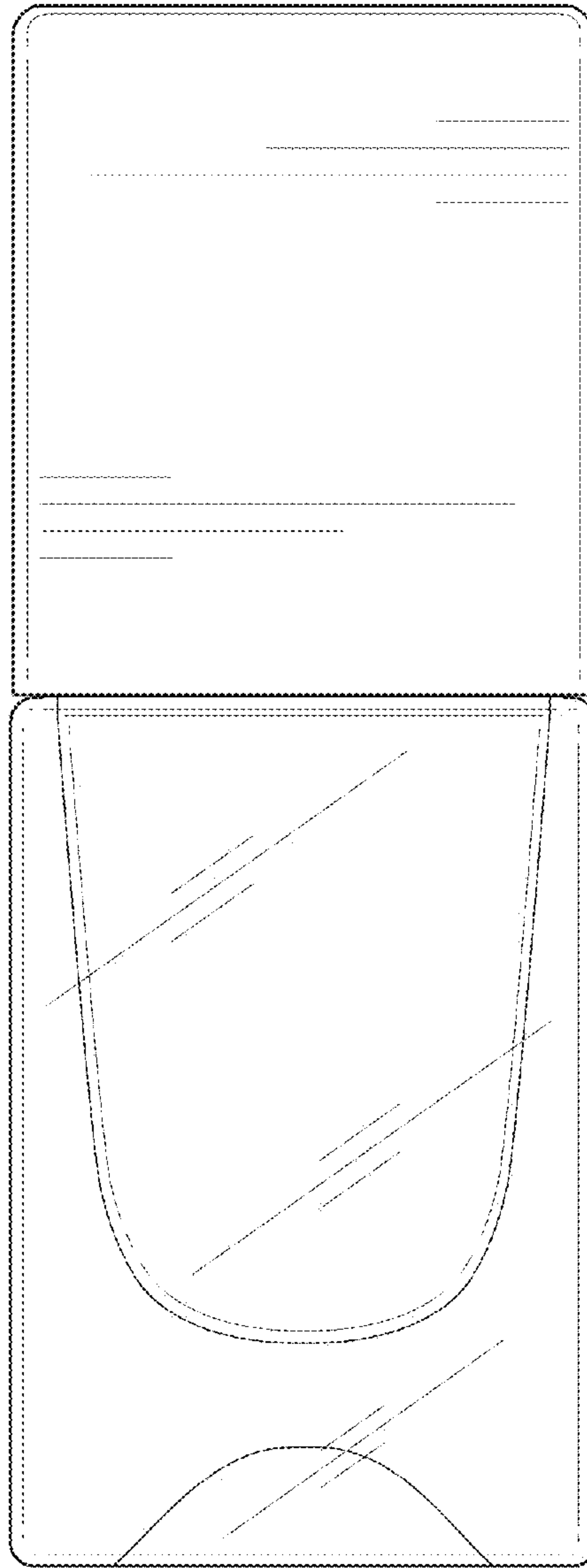
**FIG. 1**



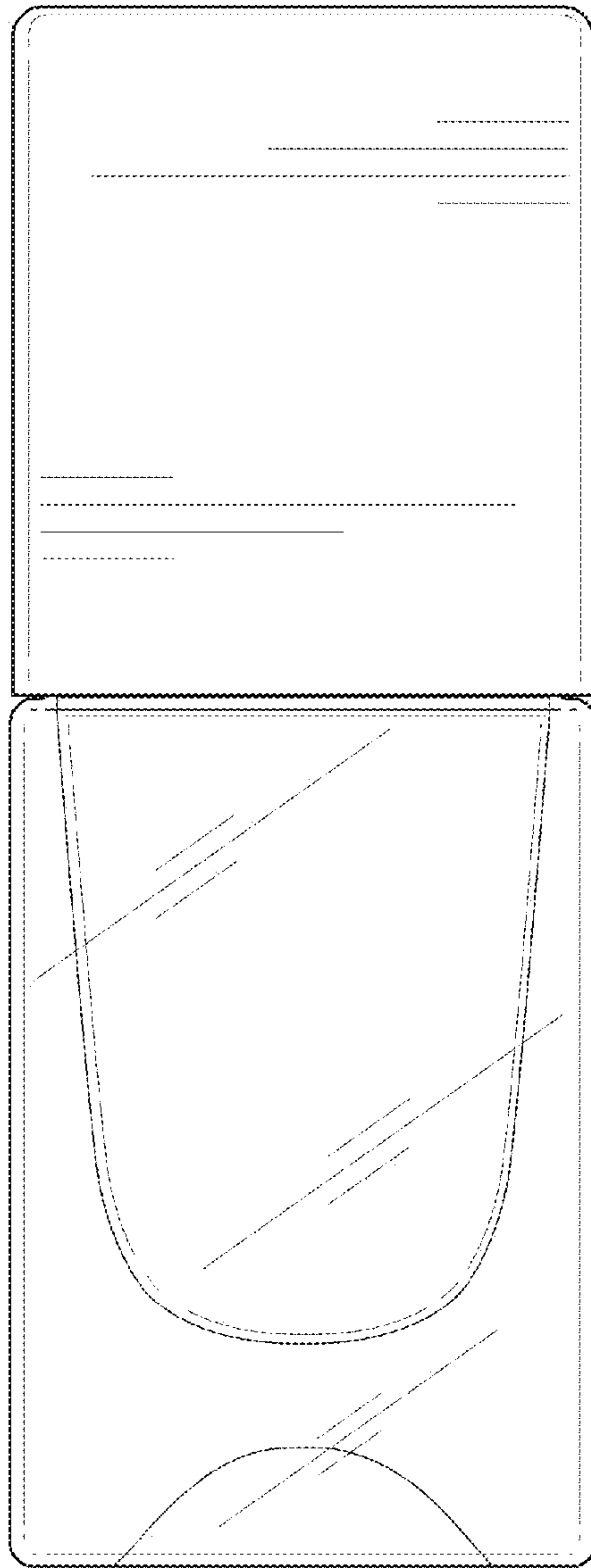
**FIG. 2**



**FIG. 3**

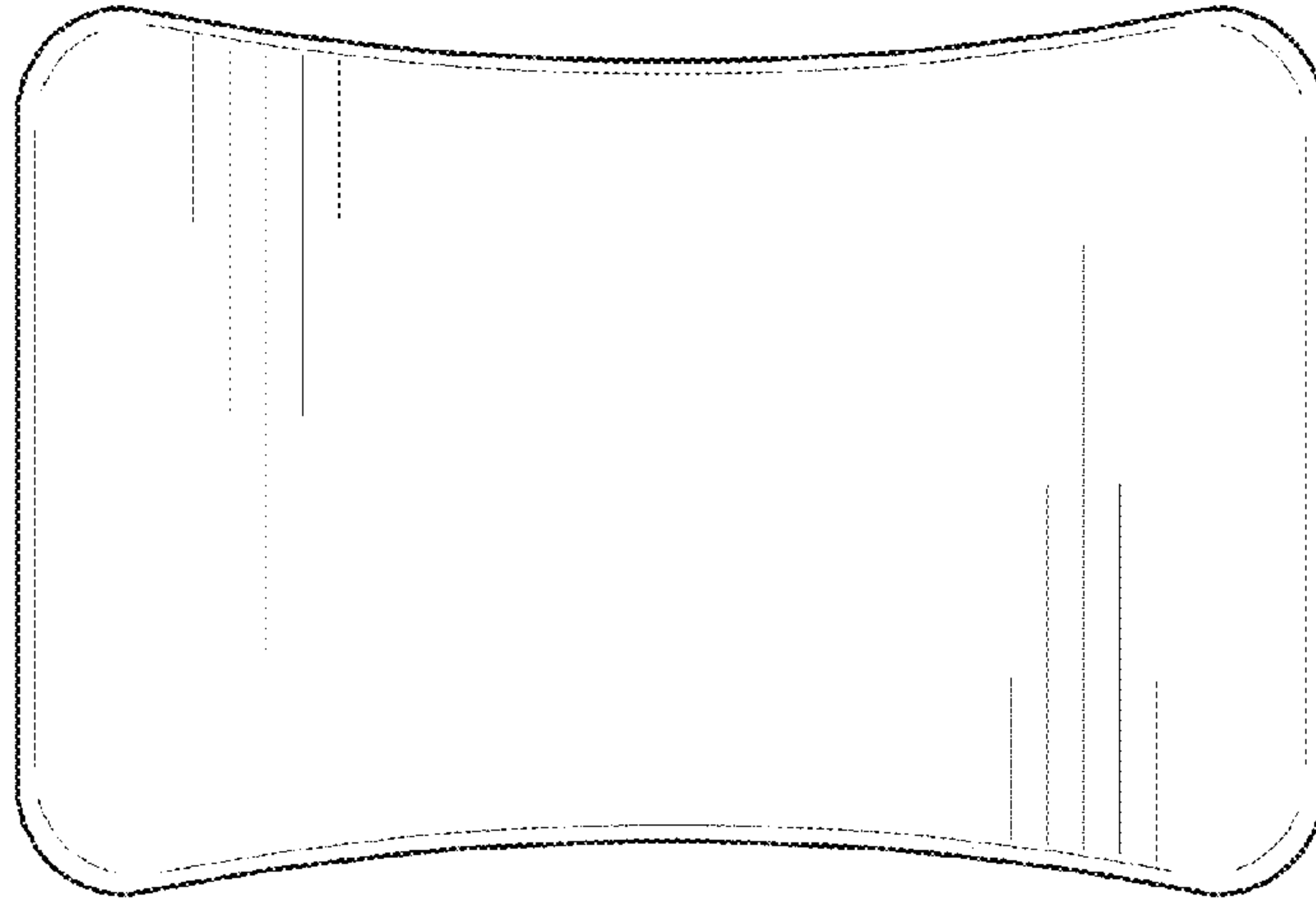


**FIG. 4**

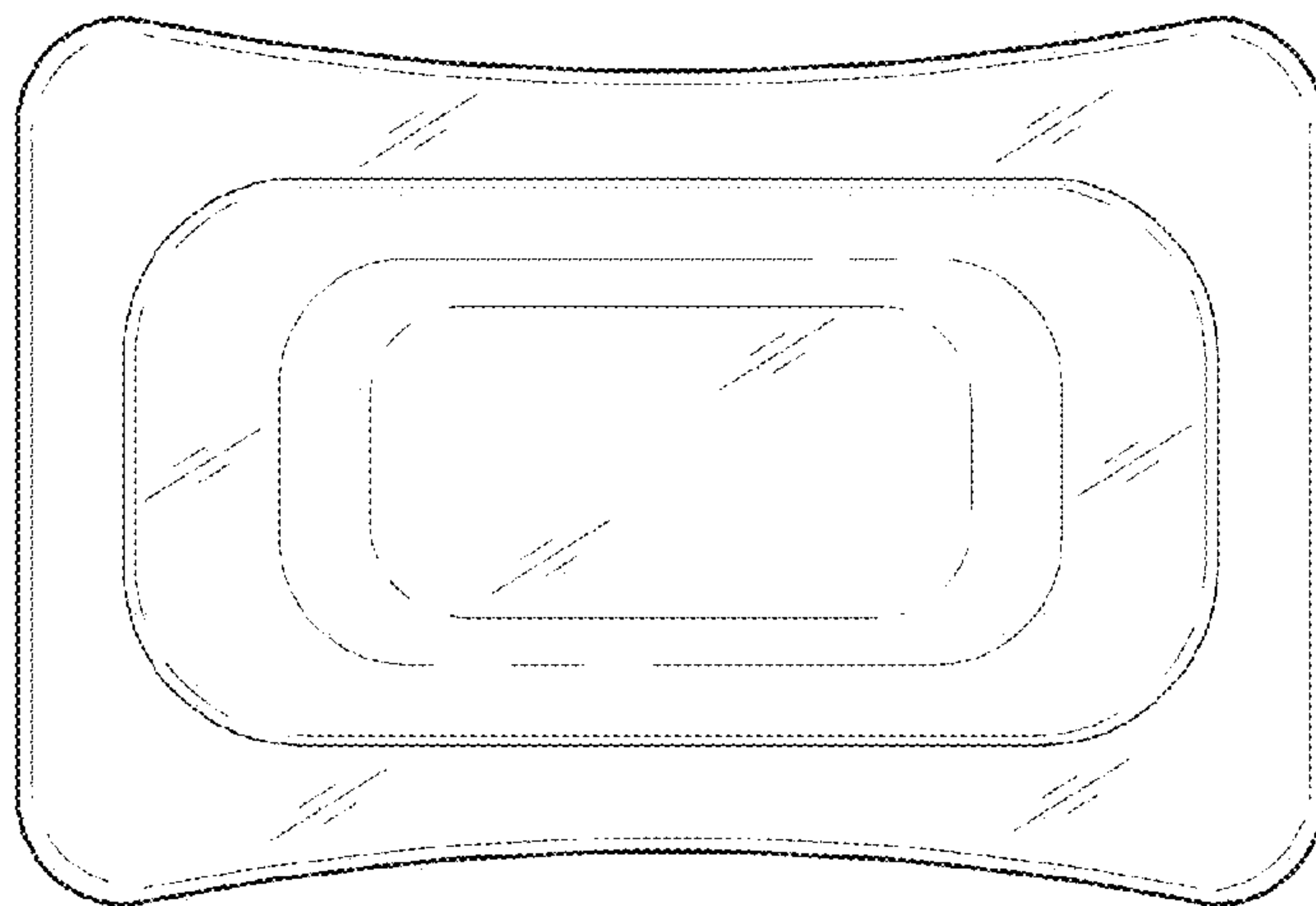


**FIG. 5**





**FIG. 6**



**FIG. 7**