



US00D747968S

(12) **United States Design Patent**
Martin

(10) **Patent No.:** US **D747,968 S**
(45) **Date of Patent:** ** **Jan. 26, 2016**

- (54) **BOTTLE**
- (71) Applicant: **HUSQVARNA AB**, Huskvarna (SE)
- (72) Inventor: **Ed Martin**, Hagersten (SE)
- (73) Assignee: **HUSQVARNA AB**, Huskvarna (SE)
- (**) Term: **14 Years**
- (21) Appl. No.: **29/482,093**
- (22) Filed: **Feb. 13, 2014**

Related U.S. Application Data

- (62) Division of application No. 29/406,519, filed on Nov. 15, 2011.
- (51) **LOC (10) Cl.** **09-01**
- (52) **U.S. Cl.**
USPC **D9/528; D9/533; D9/563; D9/575;**
D9/453; D9/454
- (58) **Field of Classification Search**
USPC **D9/682, 684, 738, 741-742, 516, 524,**
D9/528, 532-533, 531, 543, 563, 575, 453,
D9/454; 215/381-385
See application file for complete search history.

(56) **References Cited**

U.S. PATENT DOCUMENTS

D101,623	S	10/1936	Fleisch
D138,312	S	7/1944	Derham
2,730,270	A	1/1956	Heinemann
2,761,833	A	9/1956	Ward
3,066,819	A	12/1962	Cox
D199,644	S	11/1964	Trombley
3,190,505	A	6/1965	Arbitman
3,246,807	A	4/1966	Micallef
D210,114	S	2/1968	Gantz
3,410,459	A	11/1968	Conley
D227,222	S	6/1973	Plummer
3,874,561	A	4/1975	Zackheim

D240,391	S	7/1976	Koenigsberg
4,034,901	A	7/1977	Kirk
4,412,633	A	11/1983	Guerrazzi et al.
4,588,111	A	5/1986	Hestehave
4,804,119	A	2/1989	Goodall
4,838,464	A	6/1989	Briggs
D303,628	S	9/1989	Beaver
D308,166	S	5/1990	Weckman
D312,210	S	* 11/1990	Myerson D9/528
D313,178	S	12/1990	Guislain
D333,096	S	2/1993	Binder
D334,343	S	3/1993	Leslie
D339,066	S	* 9/1993	Brown D9/533 X
5,330,081	A	7/1994	Davenport
5,340,000	A	8/1994	Ring
D352,659	S	11/1994	Nilsson et al.
D358,330	S	* 5/1995	Kahl D9/524 X
D377,604	S	* 1/1997	Salmon D9/528

(Continued)

FOREIGN PATENT DOCUMENTS

GB 2098572 A 3/1982

Primary Examiner — Carol P Rademaker

(74) *Attorney, Agent, or Firm* — Novak Druce Connolly Bove + Quigg LLP

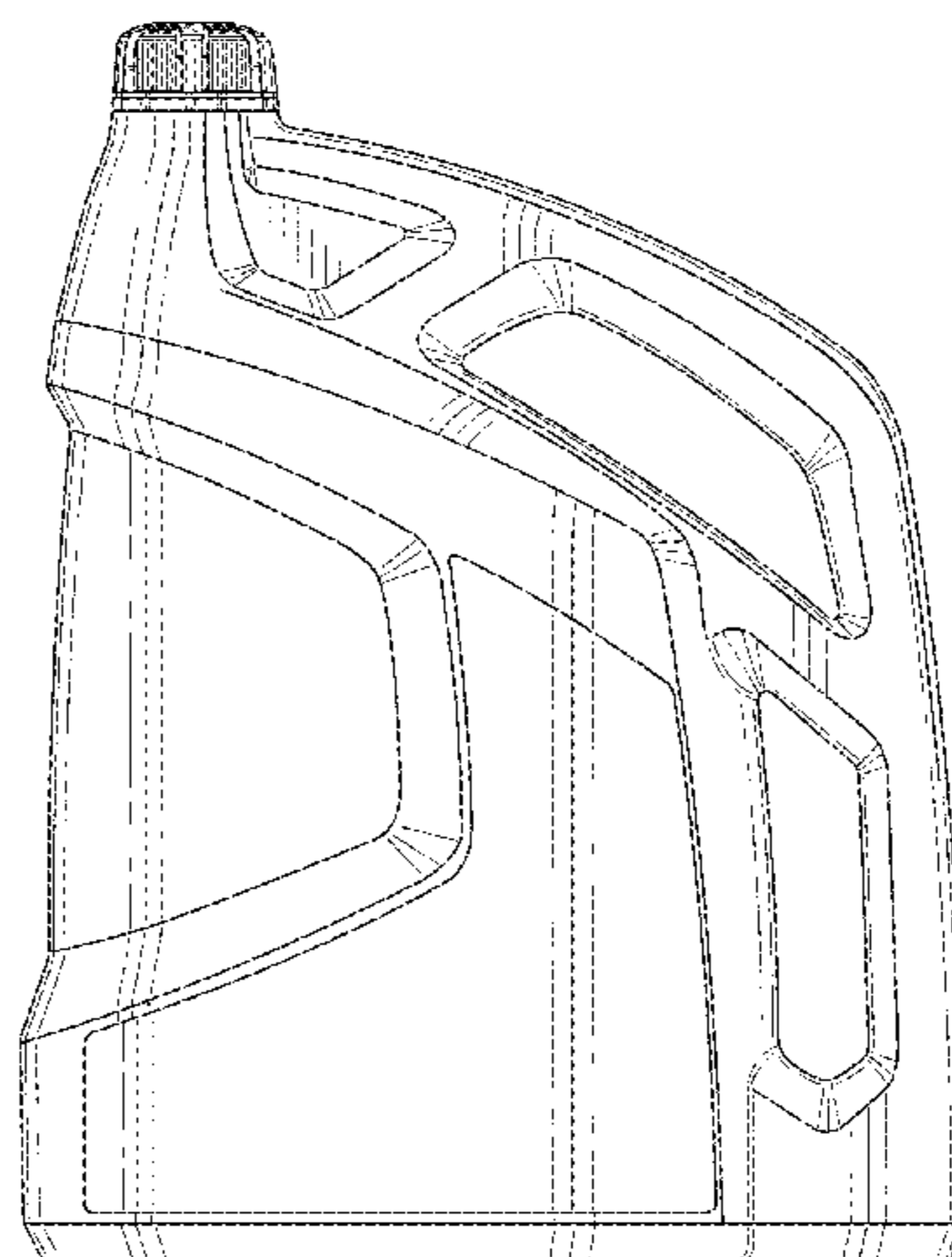
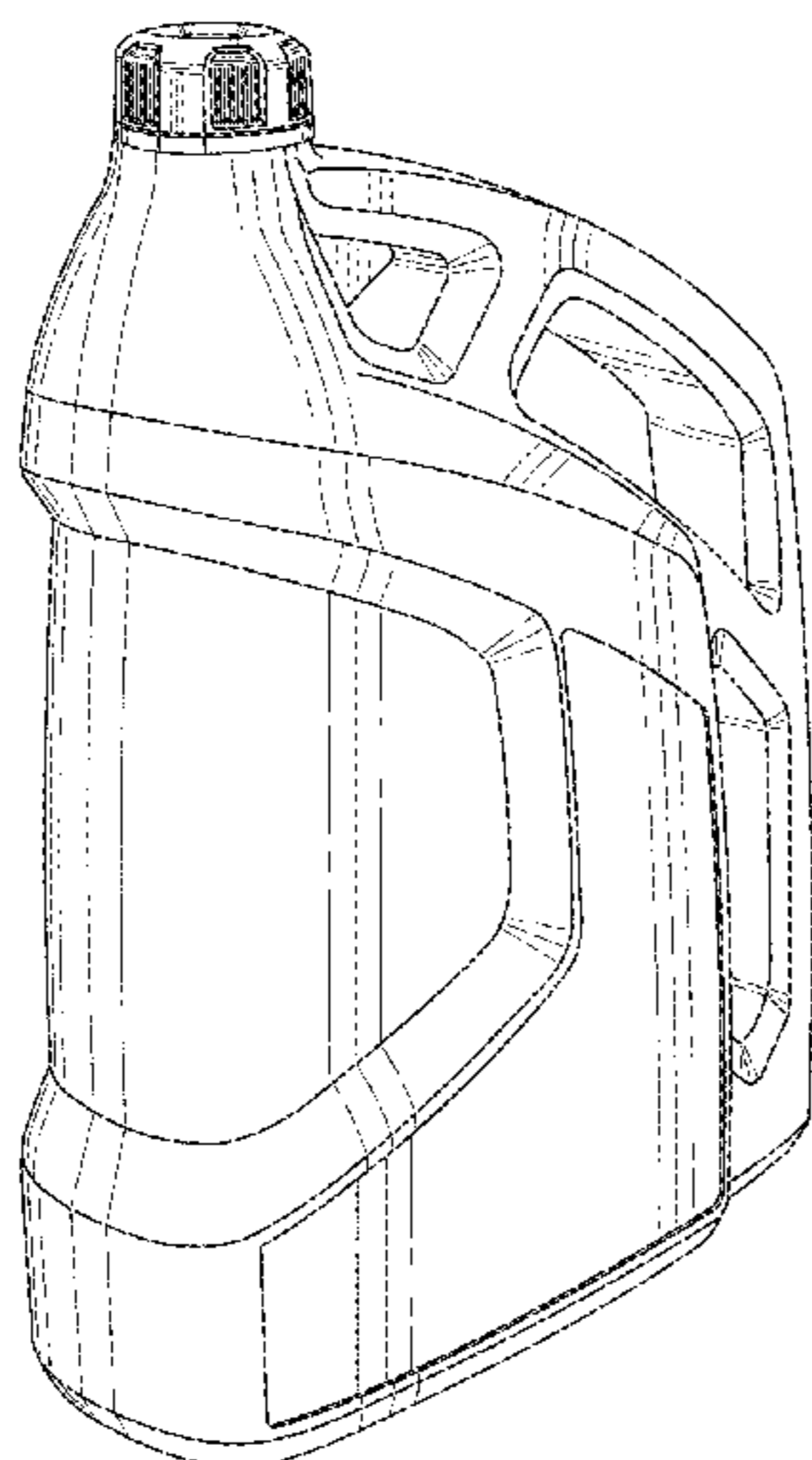
(57) **CLAIM**

The ornamental design for a bottle, as shown and described.

DESCRIPTION

FIG. 1 is a perspective view of a bottle;
 FIG. 2 is a left side elevational view thereof;
 FIG. 3 is a right side elevational view thereof;
 FIG. 4 is a rear elevational view thereof;
 FIG. 5 is a front elevational view thereof;
 FIG. 6 is a top plan view thereof; and,
 FIG. 7 is a bottom plan view thereof.
 The broken lines in the drawings illustrate a portion of the bottle which forms no part of the claimed design.

1 Claim, 6 Drawing Sheets



(56)

References Cited

U.S. PATENT DOCUMENTS

D392,892 S	3/1998	Meyers et al.	
D397,038 S	8/1998	Estrin et al.	
5,794,824 A	8/1998	Jeong	
5,833,124 A	11/1998	Groves et al.	
D409,090 S	5/1999	Lai et al.	
D415,687 S	10/1999	Lai et al.	
D416,801 S	11/1999	Macaulley et al.	
5,988,460 A	11/1999	Brecheisen et al.	
D426,162 S *	6/2000	Olson	D9/533 X
D431,471 S	10/2000	Large	
D433,635 S *	11/2000	Chrisco	D9/527
D435,451 S *	12/2000	Giugiaro	D9/528
6,186,367 B1	2/2001	Harrold	
6,196,425 B1	3/2001	Fielding et al.	
6,360,924 B1	3/2002	Franzen	
6,478,058 B1	11/2002	Pears	
D487,018 S	2/2004	Walsh et al.	
D496,864 S *	10/2004	Reynolds	D9/528
6,877,639 B1	4/2005	Hanson	
D504,616 S *	5/2005	Kirkland	D9/533
6,994,233 B2	2/2006	Dygert et al.	
D517,415 S	3/2006	Murphy	
D520,368 S *	5/2006	Dorn	D9/520
D526,203 S *	8/2006	Mishra	D9/527
7,086,548 B2	8/2006	Bartlett	
D527,639 S *	9/2006	Voss	D9/563 X
D538,167 S *	3/2007	Jennings	D9/528
7,331,490 B2	2/2008	Yamana	
D589,351 S *	3/2009	Caldwell	D9/531
D595,586 S *	7/2009	Kissinger	D9/533 X
D608,208 S *	1/2010	Vaughan	D9/533
D618,551 S	6/2010	Salotti	
D654,796 S *	2/2012	Wurth	D9/528
D656,401 S *	3/2012	Hickey	D9/543 X
D658,062 S *	4/2012	Kim	D9/563 X
D682,110 S	5/2013	Gonzalez	
D684,062 S *	6/2013	Schneider	D9/528
D684,471 S *	6/2013	Schneider	D9/528
D691,053 S	10/2013	Garcia	
D691,473 S *	10/2013	Smith	D9/453
D693,225 S *	11/2013	Baker	D9/528
D693,426 S *	11/2013	Mehra	D9/563 X
D696,746 S	12/2013	Mehra et al.	
D705,662 S *	5/2014	Martin	D9/575 X
D739,239 S *	9/2015	Seifer	D9/453
2005/0236425 A1 *	10/2005	Casale	B65D 5/748 222/83.5
2011/0121026 A1 *	5/2011	Nottingham	B65D 23/10 220/666 X

* cited by examiner

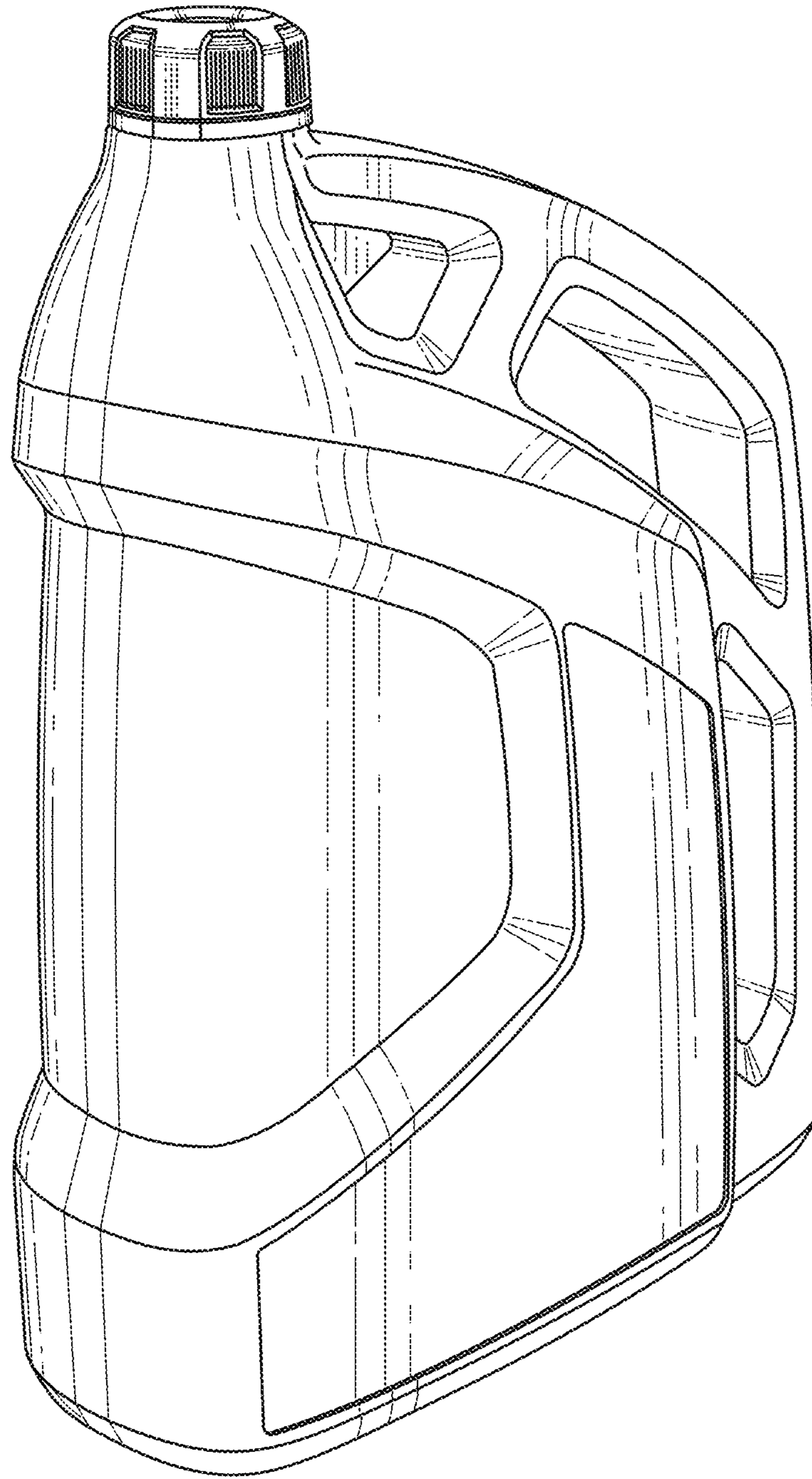


FIG. 1

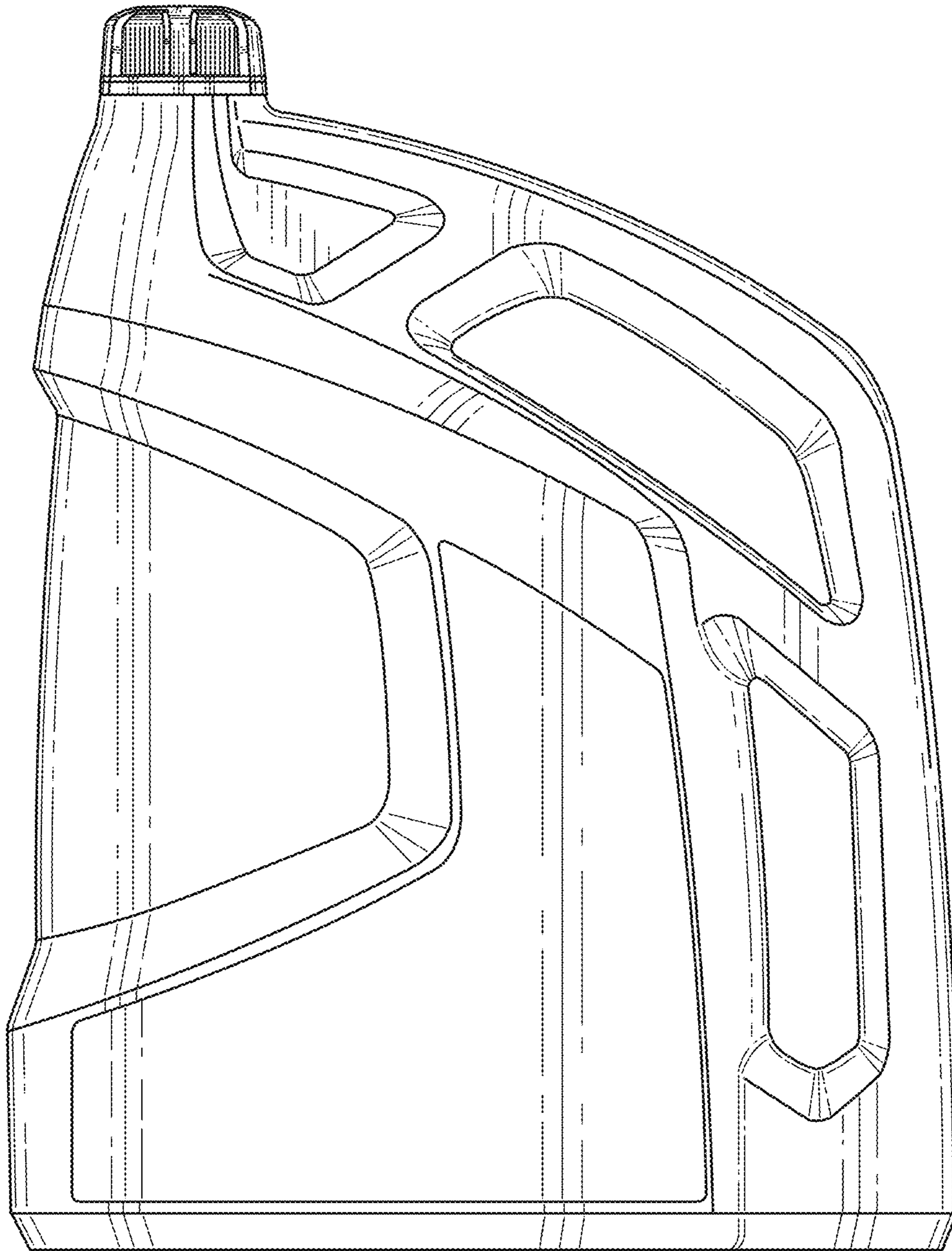


FIG. 2

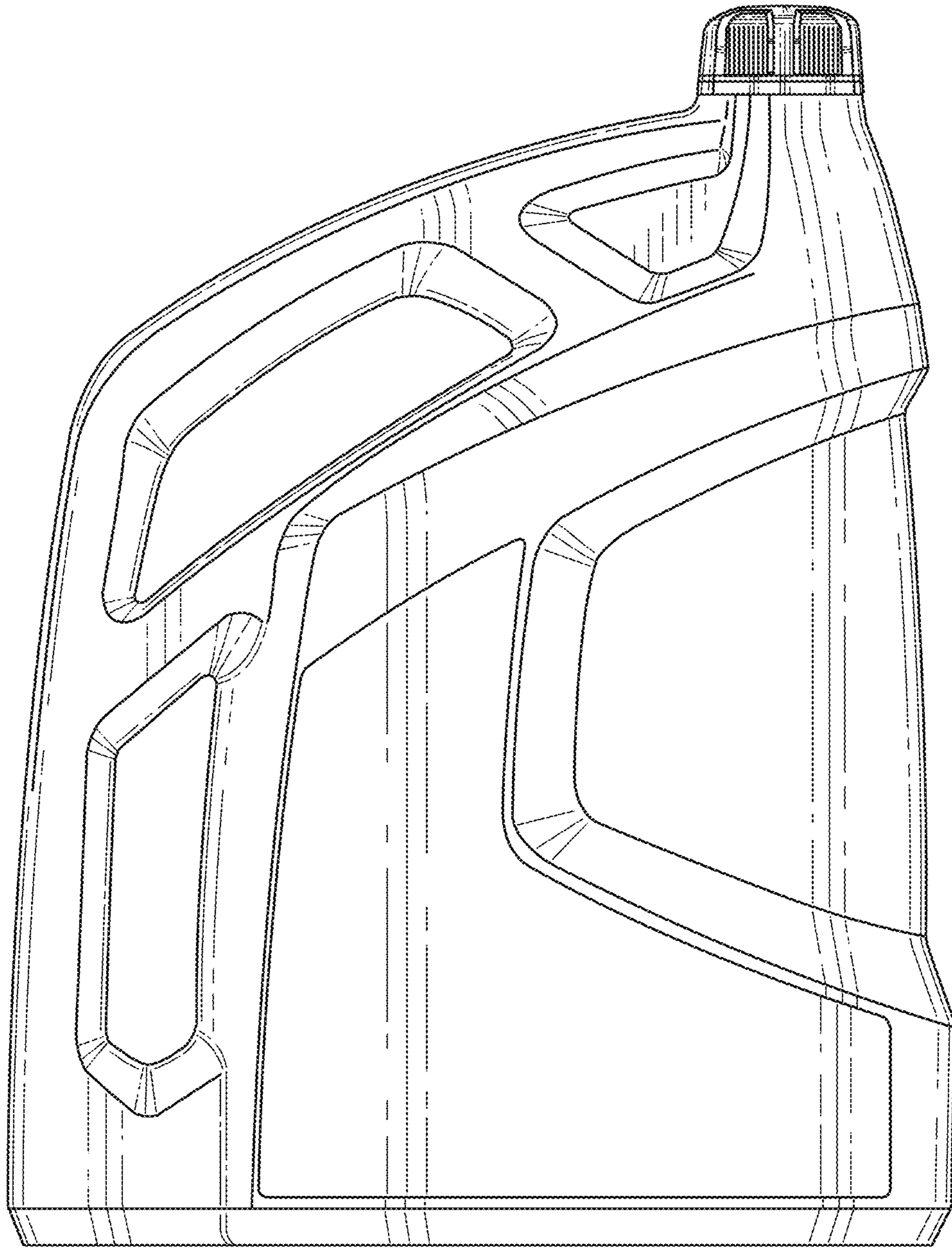


FIG. 3

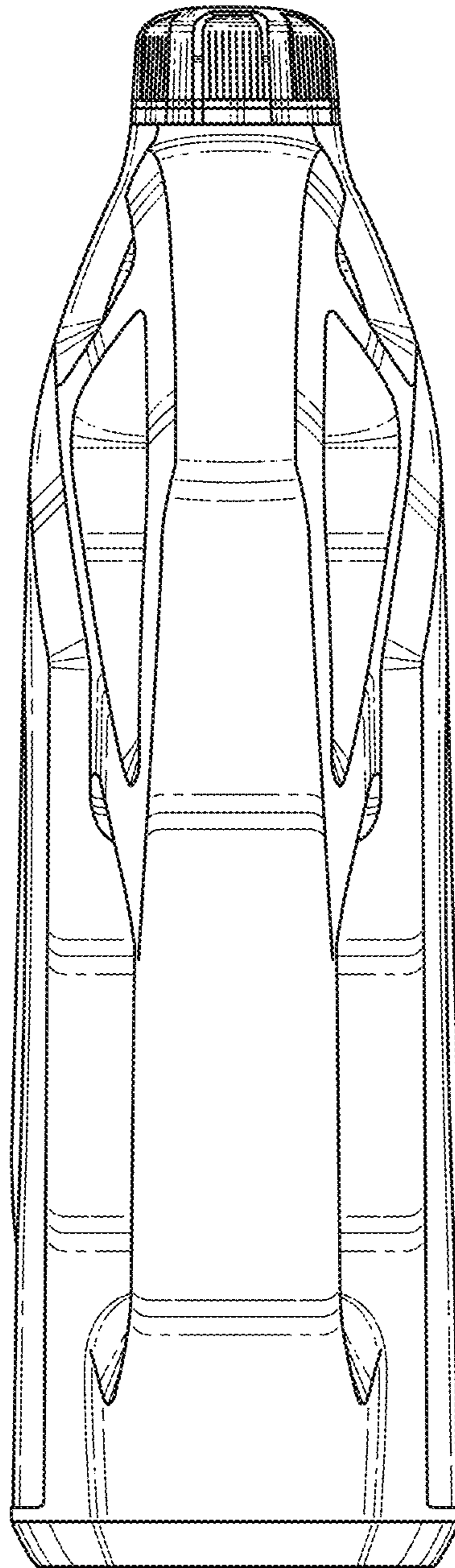


FIG. 4

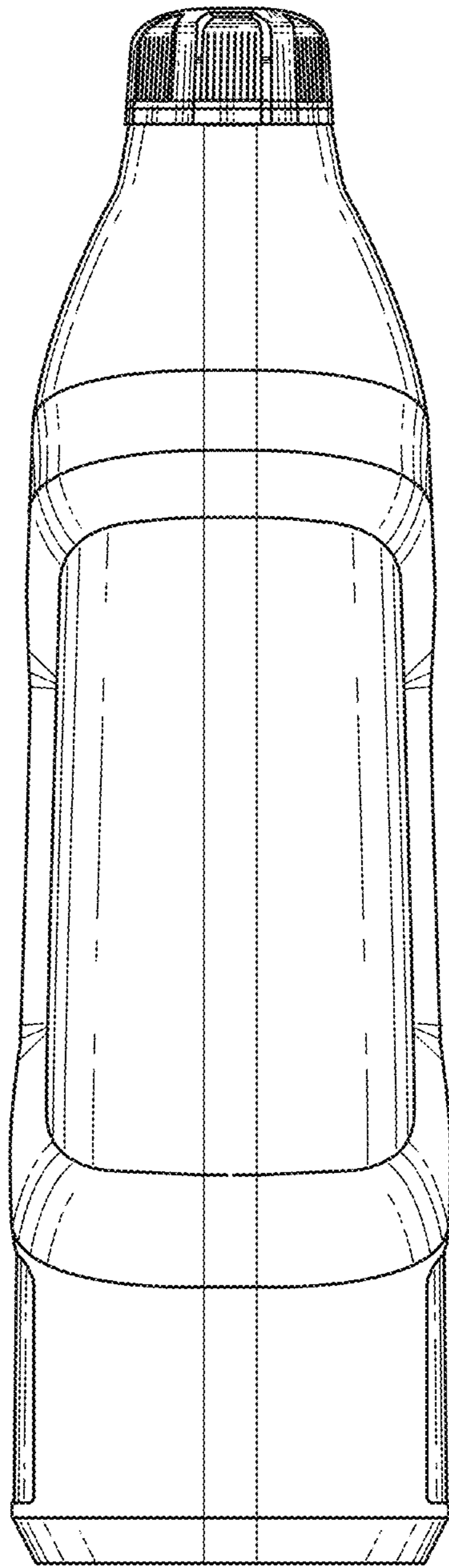


FIG. 5

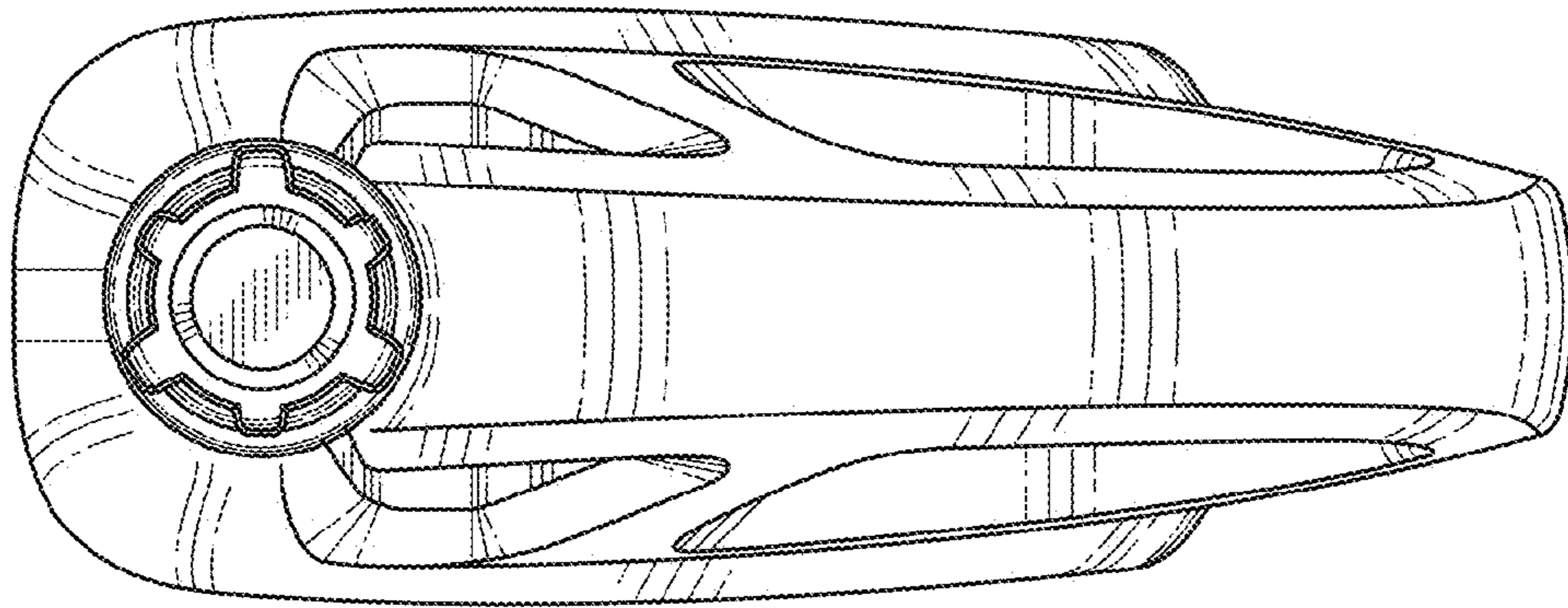


FIG. 6

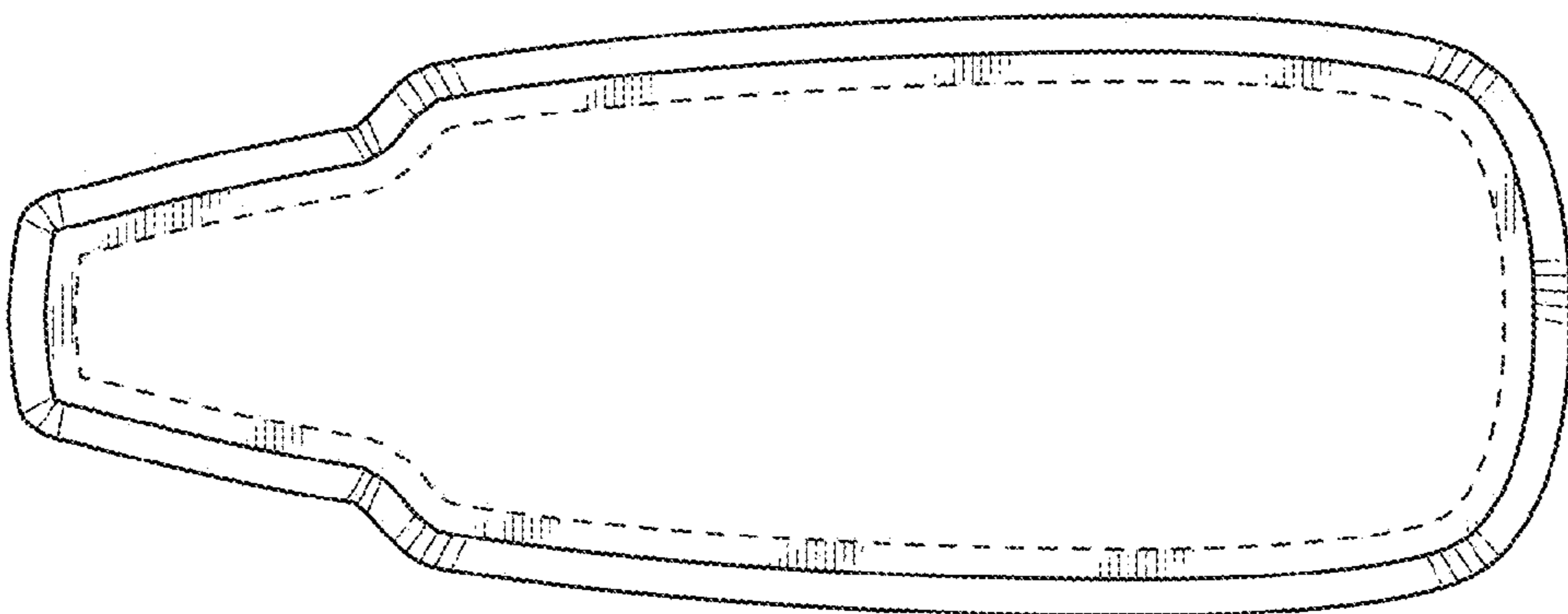


FIG. 7