



US00D747965S

(12) **United States Design Patent**  
**Fish et al.**

(10) **Patent No.:** **US D747,965 S**  
(45) **Date of Patent:** **\*\* Jan. 26, 2016**

(54) **CONTAINER**

2543/00092; B65D 2543/00101; B65D  
2543/00111

(71) Applicant: **The Sun Products Corporation,**  
Wilton, CT (US)

See application file for complete search history.

(72) Inventors: **Rob Fish,** Worcester, MA (US); **Wan-Yu Lin,** Tainan (TW)

(56) **References Cited**

(73) Assignee: **The Sun Products Corporation,**  
Wilton, CT (US)

U.S. PATENT DOCUMENTS

(\*\*) Term: **14 Years**

(21) Appl. No.: **29/519,806**

(22) Filed: **Mar. 9, 2015**

D157,254	S	†	2/1950	Gruber	
D368,033	S	†	3/1996	Gladstone	
D465,699	S	†	11/2002	Stiles	
D538,666	S	†	3/2007	Ladstatter	
D590,269	S	†	4/2009	Pavone	
D668,954	S	*	10/2012	Walter	D9/440
8,469,066	B2	†	6/2013	Castillo	
D716,661	S	*	11/2014	Dubitsky	D9/435
D717,168	S	*	11/2014	Ferman	D9/435
D722,266	S	*	2/2015	Abe	D9/435
D723,927	S	†	3/2015	Fish et al.	

\* cited by examiner

† cited by third party

**Related U.S. Application Data**

(62) Division of application No. 29/466,508, filed on Sep. 9, 2013, now Pat. No. Des. 723,927.

*Primary Examiner* — Keli L Hill

(51) **LOC (10) Cl.** ..... **09-01**

(74) *Attorney, Agent, or Firm* — Sterne, Kessler, Goldstein & Fox P.L.L.C.

(52) **U.S. Cl.**  
USPC ..... **D9/439**; D9/434

(57) **CLAIM**

The ornamental design for a container, as shown and described.

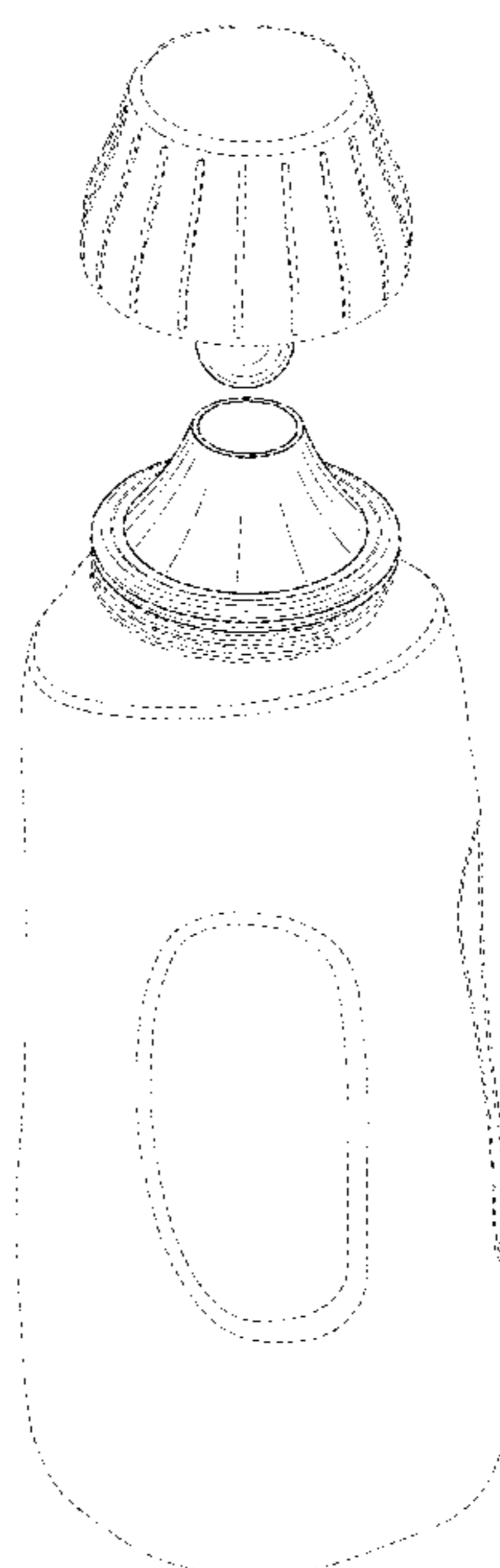
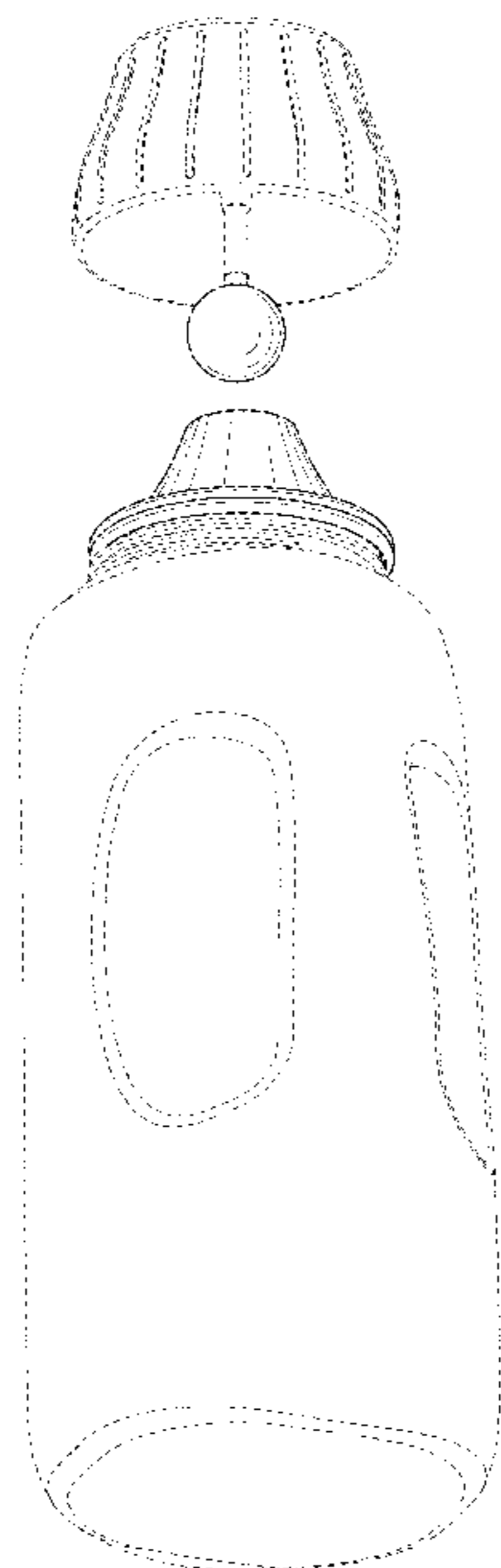
(58) **Field of Classification Search**  
USPC ..... D9/434, 435, 439, 452–454, 516, 522, D9/523, 528–531, 540, 543–546, 552, 565, D9/575; 215/381–385; 220/660, 669, 679, 220/752

**DESCRIPTION**

CPC ..... B65D 1/023; B65D 1/0223; B65D 1/165; B65D 1/40; B65D 1/44; B65D 7/04; B65D 25/00; B65D 25/28; B65D 41/0457; B65D 41/17; B65D 53/06; B65D 75/56; B65D 79/005; B65D 2501/0036; B65D 2543/00064; B65D 2543/00074; B65D 2543/00083; B65D

FIG. 1 is a front perspective view of a container showing our new design;  
FIG. 2 is a bottom perspective view thereof; and,  
FIG. 3 is a top perspective view thereof.  
The broken lines in the figures show portions of the container that form no part of the claimed design.

**1 Claim, 3 Drawing Sheets**



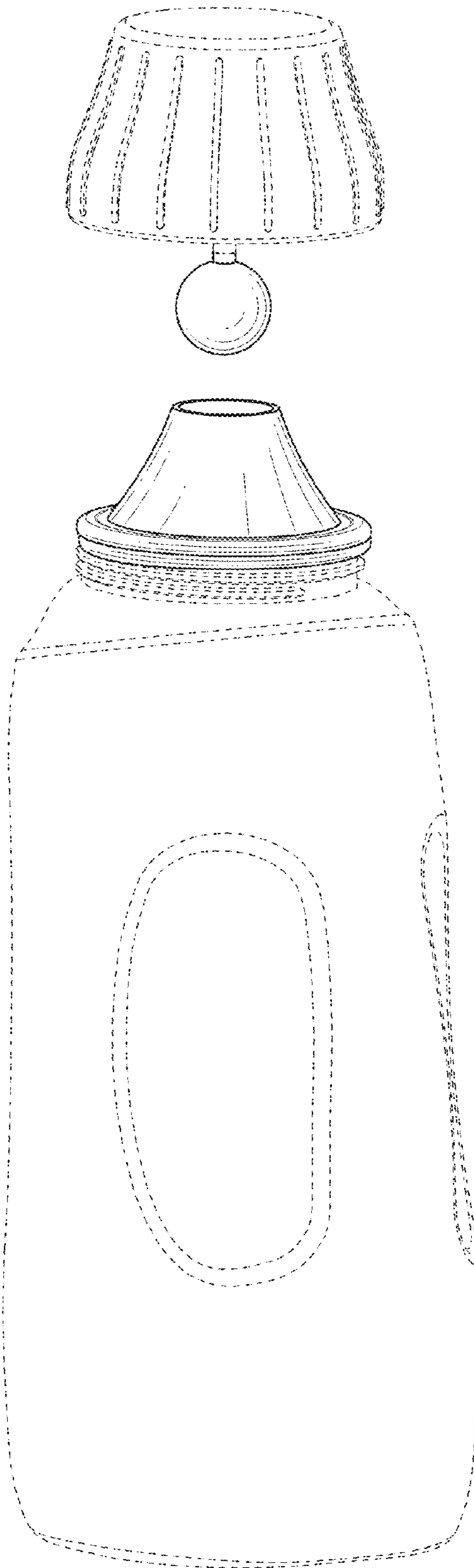


FIG. 1

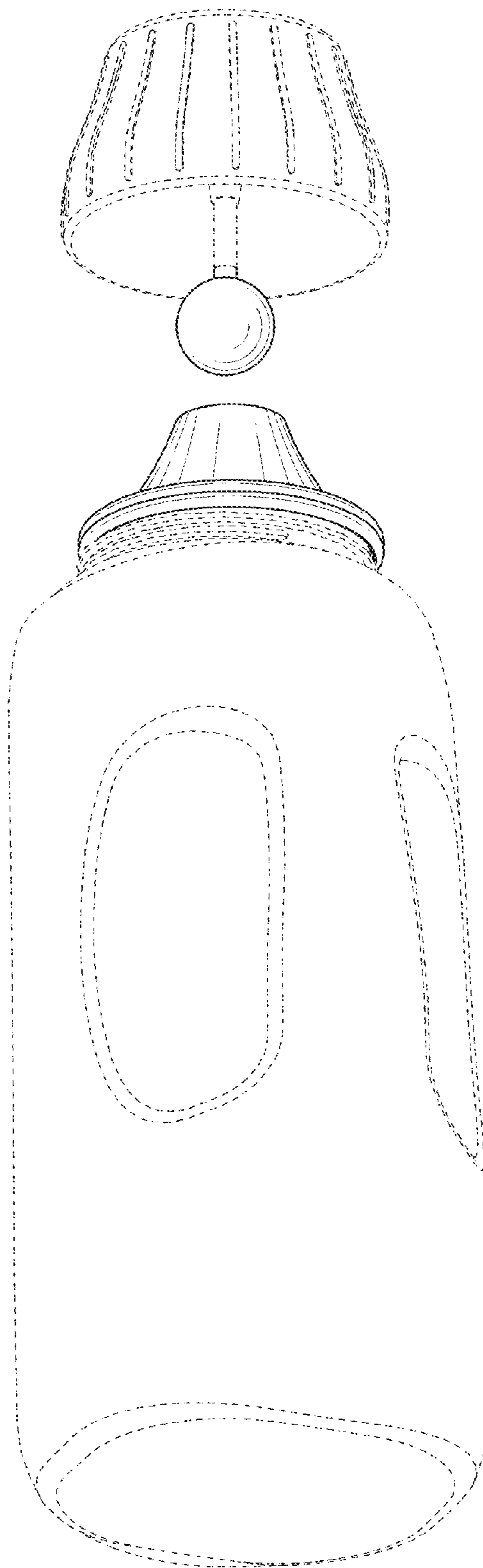


FIG. 2

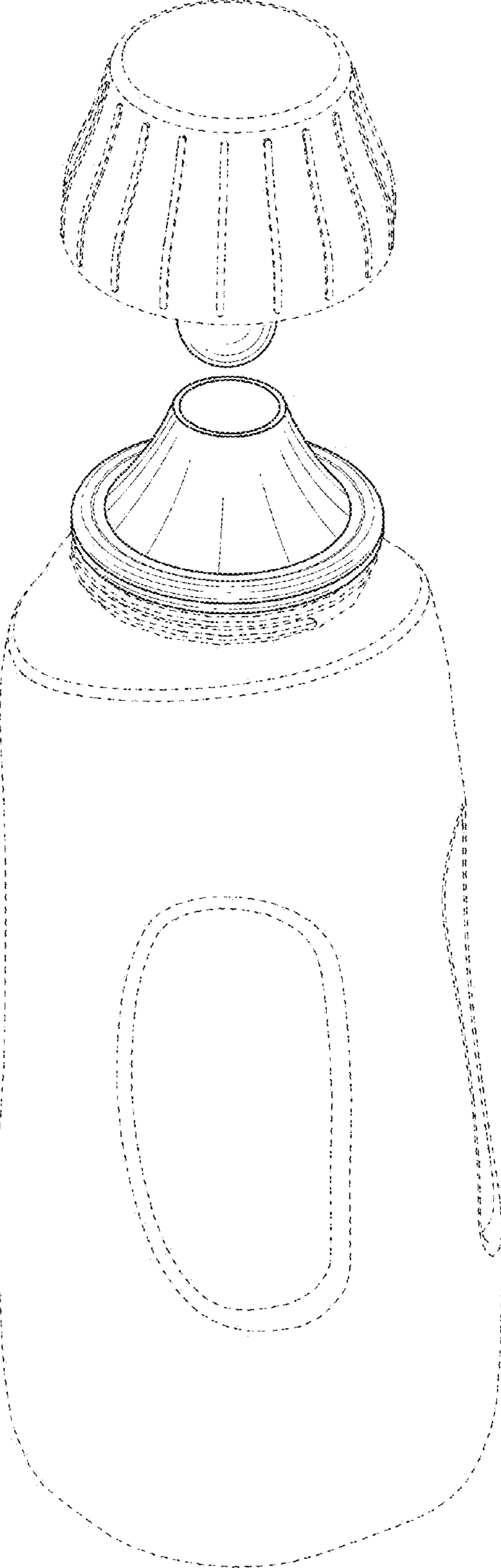


FIG. 3