



US00D747957S

(12) **United States Design Patent**
Macadaan

(10) **Patent No.:** **US D747,957 S**
(45) **Date of Patent:** **** Jan. 26, 2016**

(54) **CORD HOLDER**

(71) Applicant: **Science Media, LLC**, Santa Monica, CA
(US)

(72) Inventor: **Mike Macadaan**, Santa Monica, CA
(US)

(**) Term: **14 Years**

(21) Appl. No.: **29/515,188**

(22) Filed: **Jan. 20, 2015**

Related U.S. Application Data

(63) Continuation-in-part of application No. 29/475,064,
filed on Nov. 27, 2013, now abandoned.

(51) **LOC (10) Cl.** **08-05**

(52) **U.S. Cl.**
USPC **D8/356**

(58) **Field of Classification Search**
USPC D8/367, 354, 349, 356, 1; D6/323;
248/301
CPC F16B 2/00; A63B 27/00
See application file for complete search history.

(56) **References Cited**

U.S. PATENT DOCUMENTS

168,063	A *	9/1875	Taylor	220/62
3,409,014	A *	11/1968	Shannon	606/148
3,607,442	A *	9/1971	Hall	204/196.1
4,131,226	A *	12/1978	Breiter et al.	228/198
4,464,834	A *	8/1984	Simms	29/854
5,185,499	A *	2/1993	Yahraus	174/59
5,209,992	A *	5/1993	Feres	429/86
5,535,042	A *	7/1996	Takada	359/212.1

D378,987	S *	4/1997	Ross	D8/356
5,699,591	A *	12/1997	Kane	24/304
5,712,767	A *	1/1998	Koizumi	361/761
D390,448	S *	2/1998	Bries et al.	D8/356
5,772,152	A *	6/1998	Maldonado	242/597
5,826,531	A *	10/1998	Havnaer, Jr.	114/218
D416,778	S *	11/1999	Pitcher et al.	D8/330
6,120,565	A *	9/2000	Dix et al.	29/623.1
D452,138	S *	12/2001	Murata	D8/383
D479,978	S *	9/2003	Watabe et al.	D8/356

* cited by examiner

Primary Examiner — Cynthia Underwood

(74) *Attorney, Agent, or Firm* — Tope-McKay & Associates

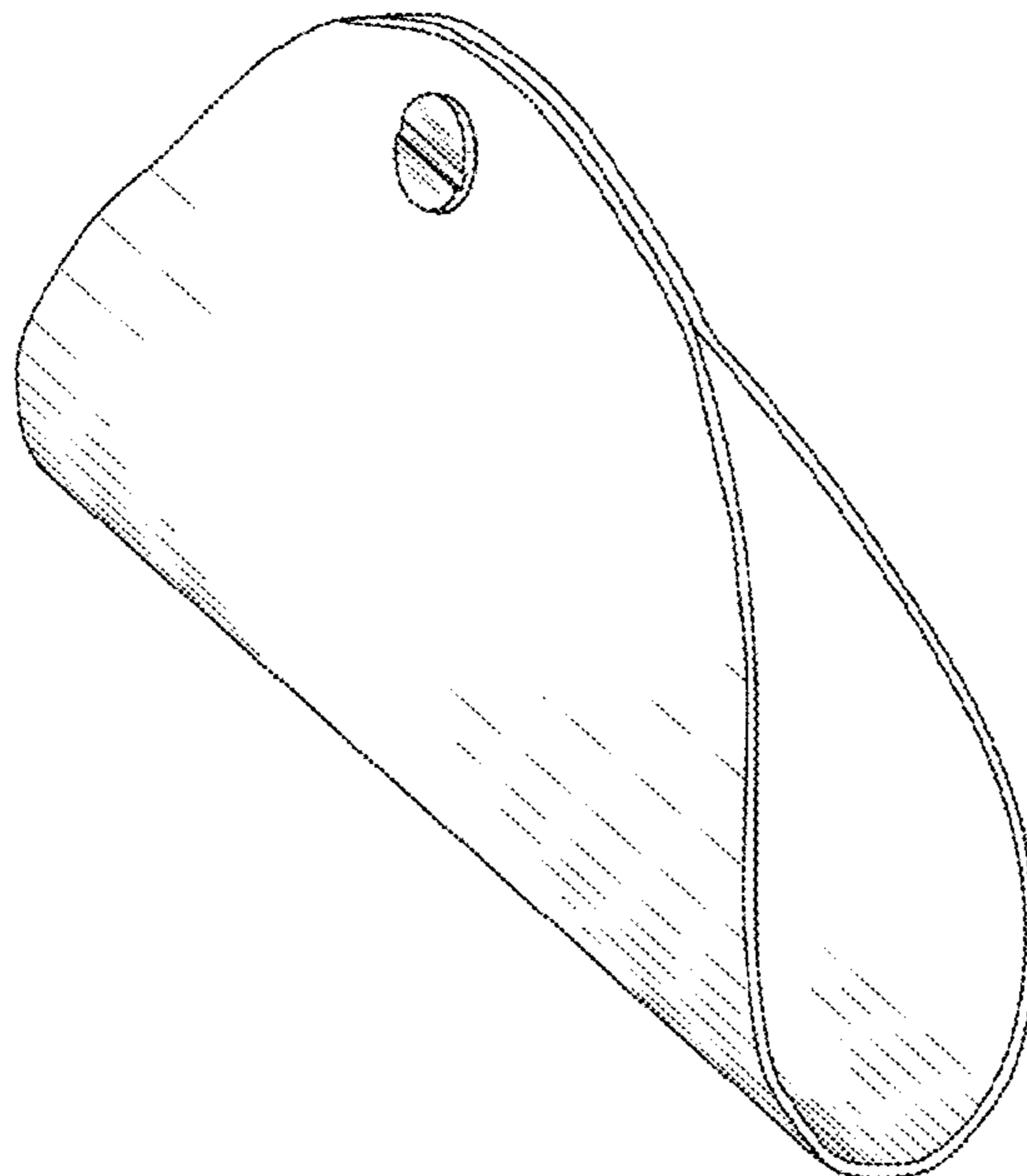
(57) **CLAIM**

The ornamental design for a cord holder, as shown and described.

DESCRIPTION

FIG. 1 is a front perspective view of a cord holder in accordance with the new design;
 FIG. 2 is a front orthogonal view thereof;
 FIG. 3 is a back orthogonal view thereof;
 FIG. 4 is a top orthogonal view thereof;
 FIG. 5 is a bottom orthogonal view thereof;
 FIG. 6 is a right orthogonal view thereof; the left orthogonal view being a mirror image.
 FIG. 7 is a top orthogonal view of the cord holder showing an alternative open configuration.
 FIG. 8 is a bottom orthogonal view of the cord holder showing an alternative open configuration; and,
 FIG. 9 is a left orthogonal view of the cord holder showing an alternative open configuration; the right orthogonal view being a mirror image thereof.

1 Claim, 9 Drawing Sheets



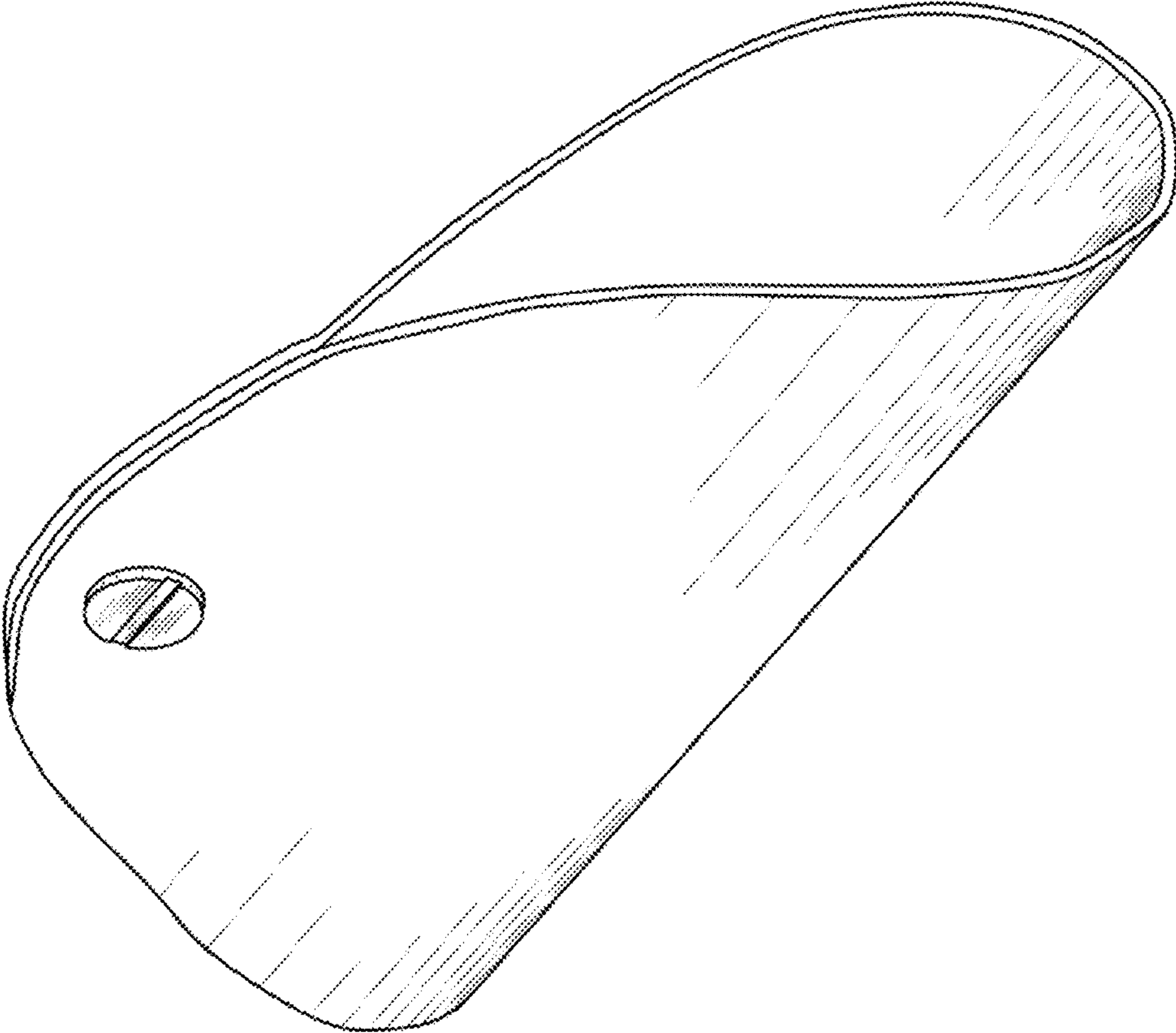


Fig. 1

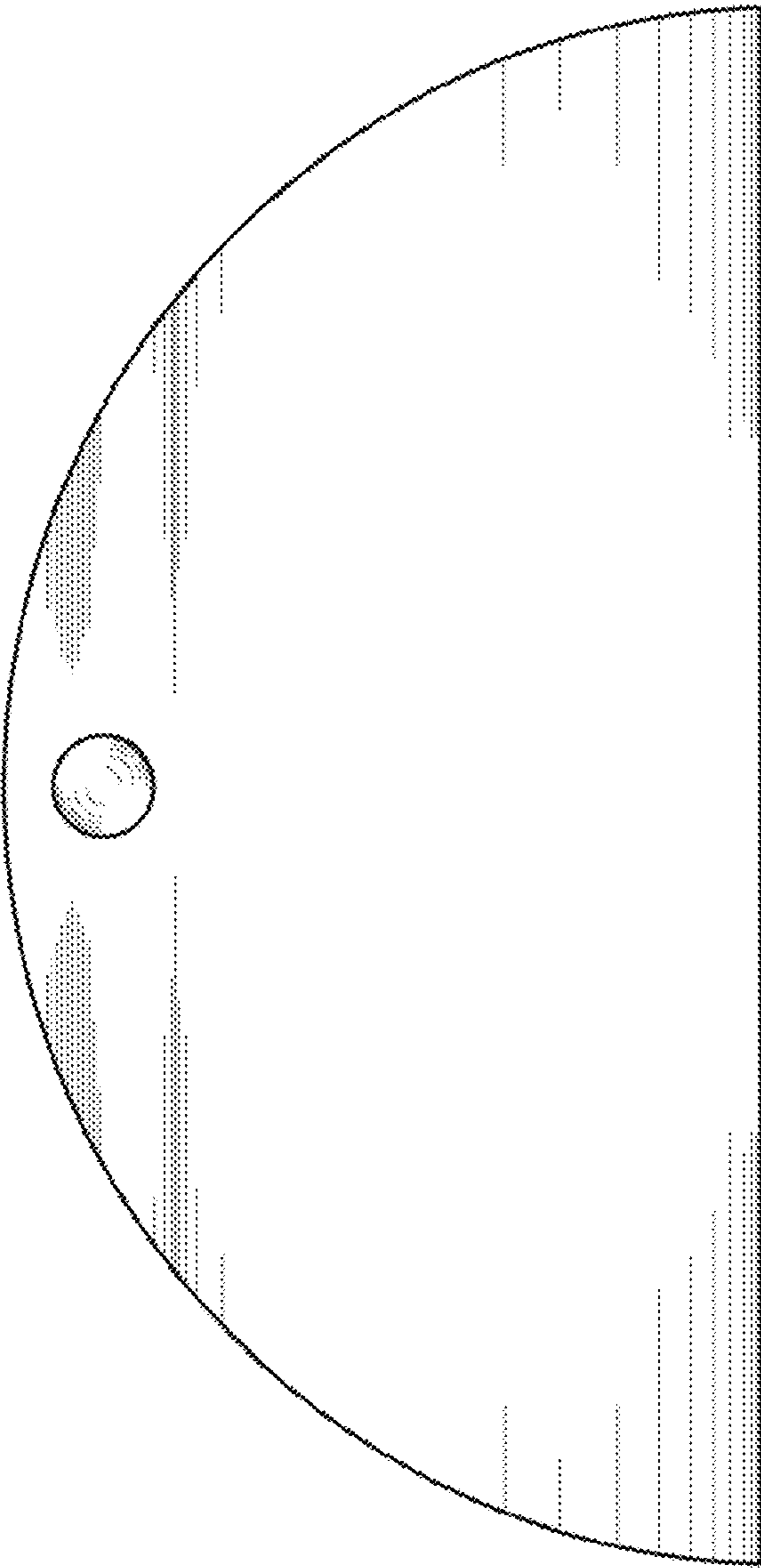


Fig. 2

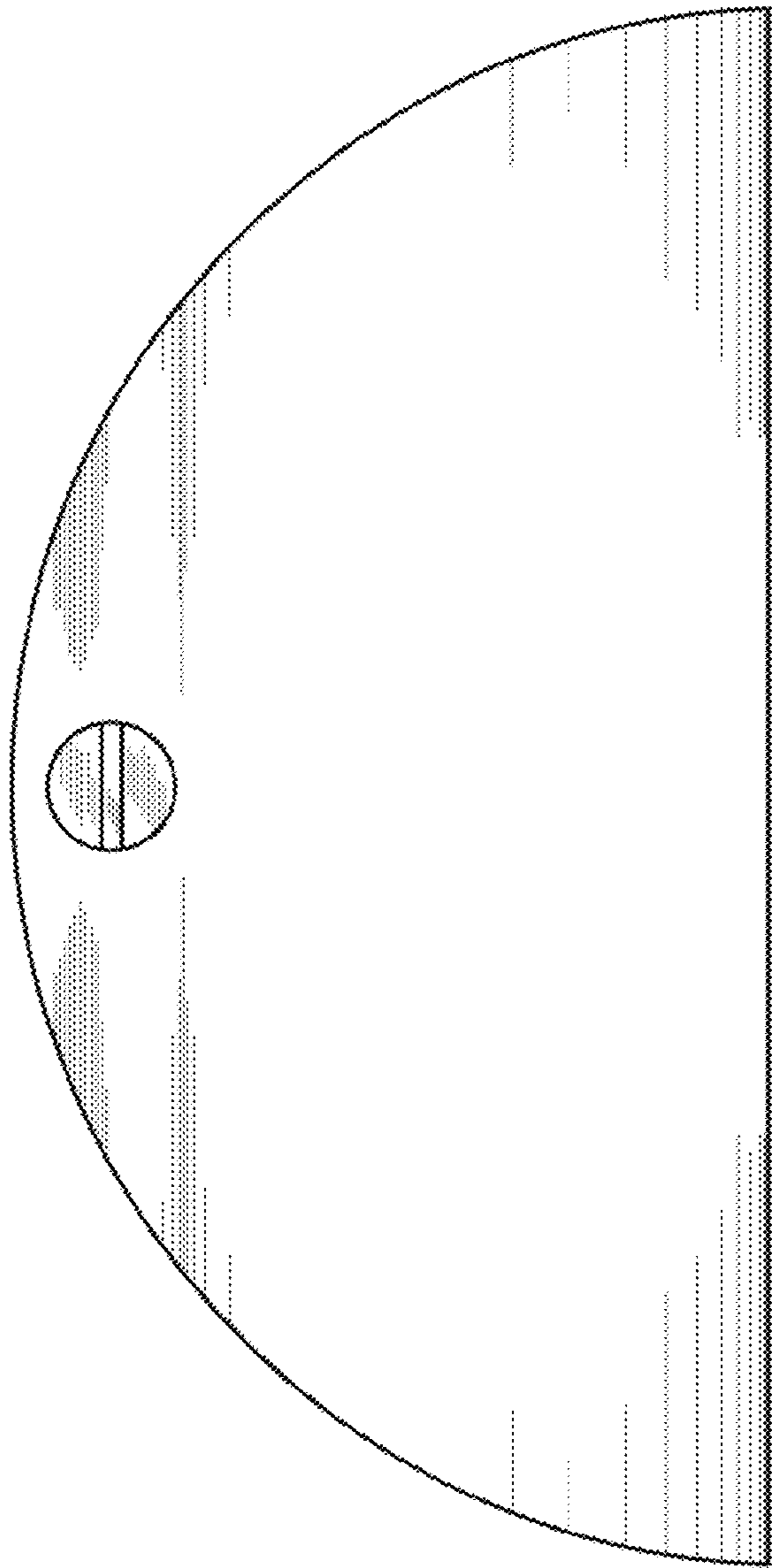


Fig. 3

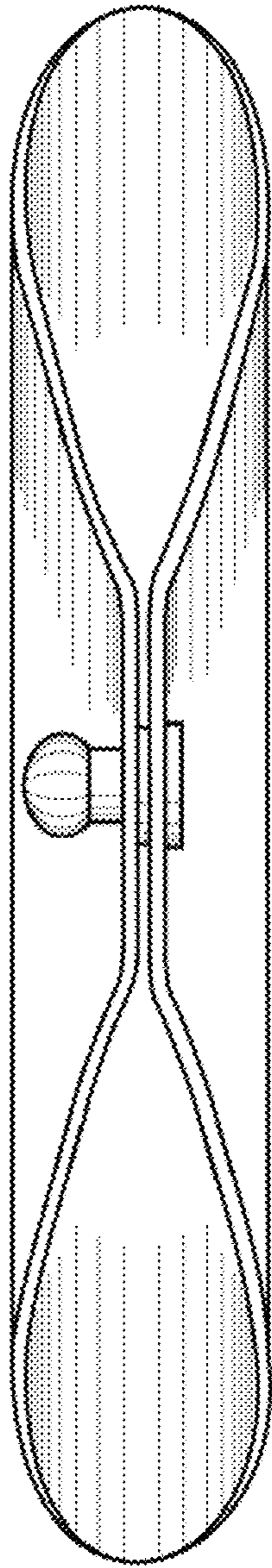


Fig. 4




Fig. 5




Fig. 6

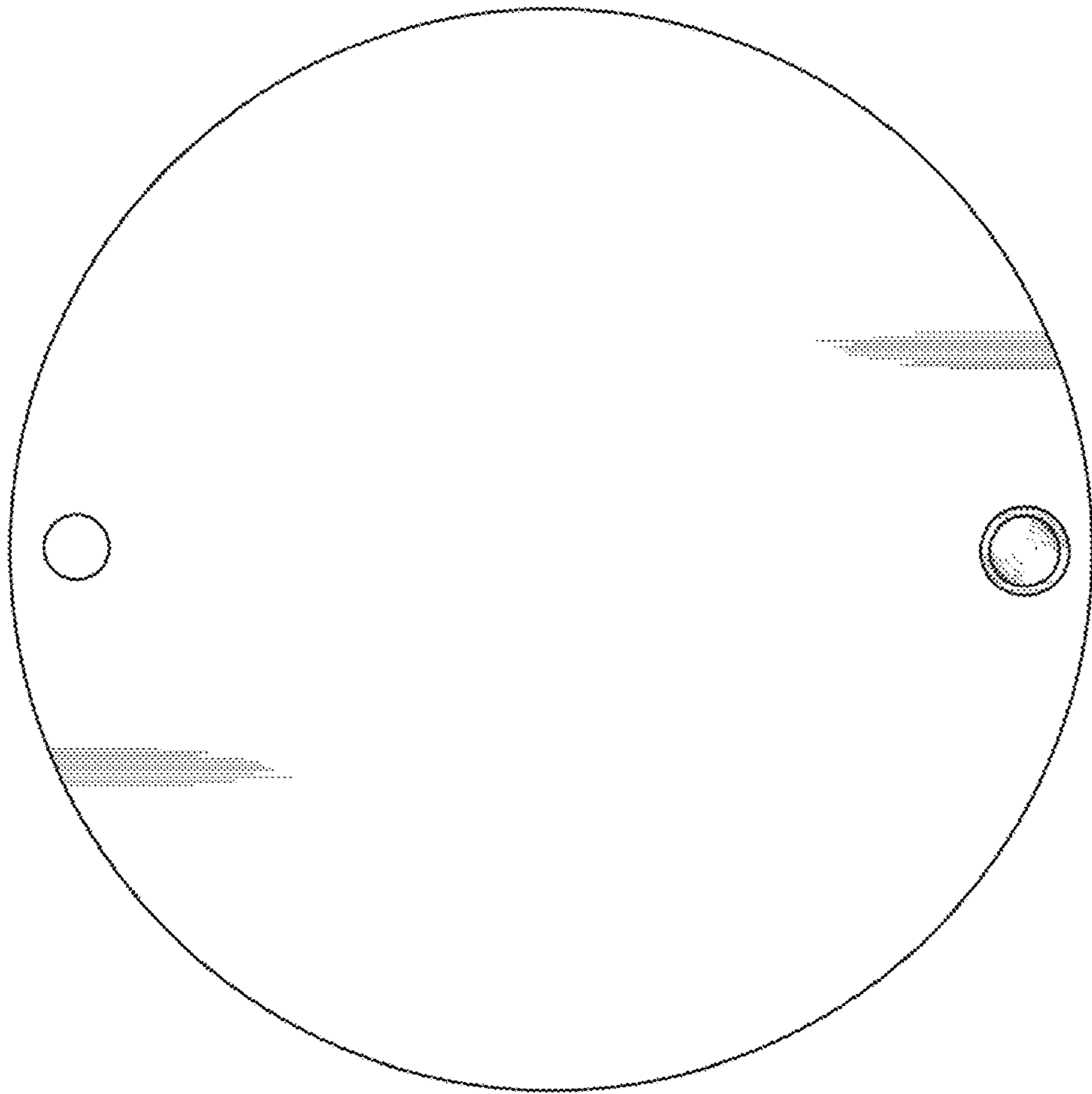


Fig. 7

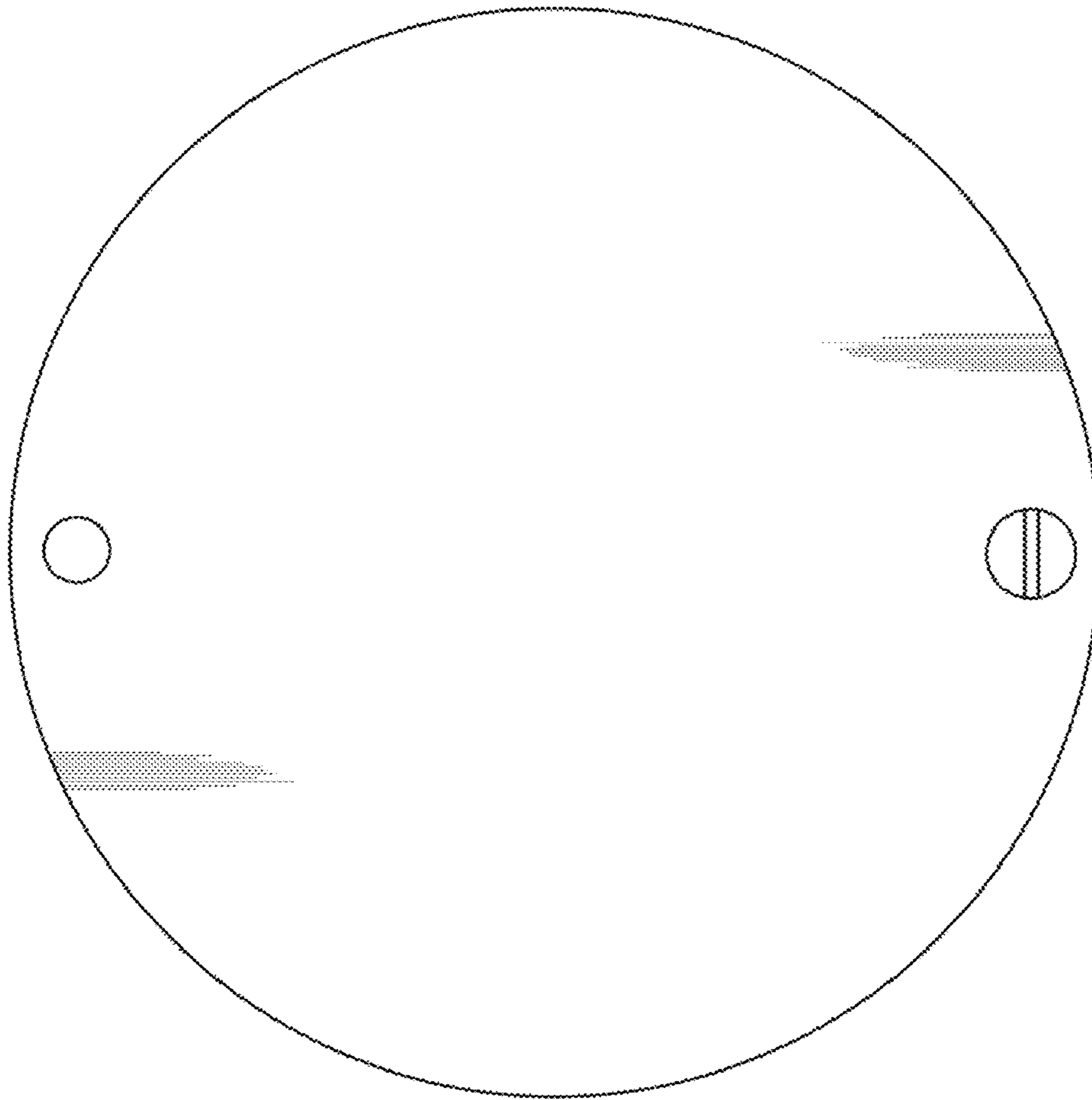


Fig. 8




Fig. 9