



US00D747956S

(12) **United States Design Patent**
Ratigan

(10) **Patent No.:** **US D747,956 S**
(45) **Date of Patent:** **** Jan. 26, 2016**

(54) **NON-FRAYING LINE COVER**

- (71) Applicant: **Michael Ratigan**, Graham, NC (US)
- (72) Inventor: **Michael Ratigan**, Graham, NC (US)
- (73) Assignee: **Fjord, Inc.**, Graham, NC (US)
- (**) Term: **14 Years**
- (21) Appl. No.: **29/501,132**
- (22) Filed: **Sep. 2, 2014**
- (51) **LOC (10) Cl.** **08-05**
- (52) **U.S. Cl.**
USPC **D8/356**
- (58) **Field of Classification Search**
USPC D8/356, 354, 349, 367; D13/133, 123;
174/53; 602/48; 24/306, 16 R;
D24/190; D3/327; 224/572; 2/170;
5/490; D12/317
CPC H04W 4/00
See application file for complete search history.

(56) **References Cited**

U.S. PATENT DOCUMENTS

2,895,146	A *	7/1959	Lester	A47G 9/0253 5/490
D354,903	S *	1/1995	Mockett	D8/356
D361,504	S *	8/1995	Woller	D12/317
D596,929	S *	7/2009	Lawrence	D8/356
8,014,170	B2 *	9/2011	Mori	F16L 3/13 174/53
8,458,864	B1 *	6/2013	Patton	A61F 5/3792 24/16 R
D691,276	S *	10/2013	Bushby	D24/189
D707,831	S *	6/2014	Klutts	D24/190
D729,617	S *	5/2015	Rothbaum	D8/356
D732,830	S *	6/2015	Papas	D3/327
2003/0167605	A1 *	9/2003	Schultz	A44B 18/00 24/306
2004/0167456	A1 *	8/2004	Kingsford	A61B 5/02233 602/48
2009/0183299	A1 *	7/2009	Conway	A44C 5/0007 2/170
2013/0341371	A1 *	12/2013	Papas	A45C 13/30 224/572

OTHER PUBLICATIONS

One (1) page printout from the website "Schoonerman.Com" showing the definition of "Baggywrinkle" and sketches of the same.
 One (1) page printout from the website "boatsafe.files.wordpress.com" showing a picture of nautical lines with baggywrinkles positioned thereon.
 One (1) page printout from the website "sailfeed.com" showing a picture of nautical lines with baggywrinkles positioned thereon.
 Assignee's Co-pending U.S. Appl. No. 13/655,628, filed Oct. 19, 2012 of Edward Ratigan entitled "Nautical Line Pad and Method", (Specification and Drawing Figs. 1-5—14 pgs.).

* cited by examiner

Primary Examiner — Cynthia Underwood
 (74) *Attorney, Agent, or Firm* — Blake P. Hurt; Tuggle Duggins P.A.

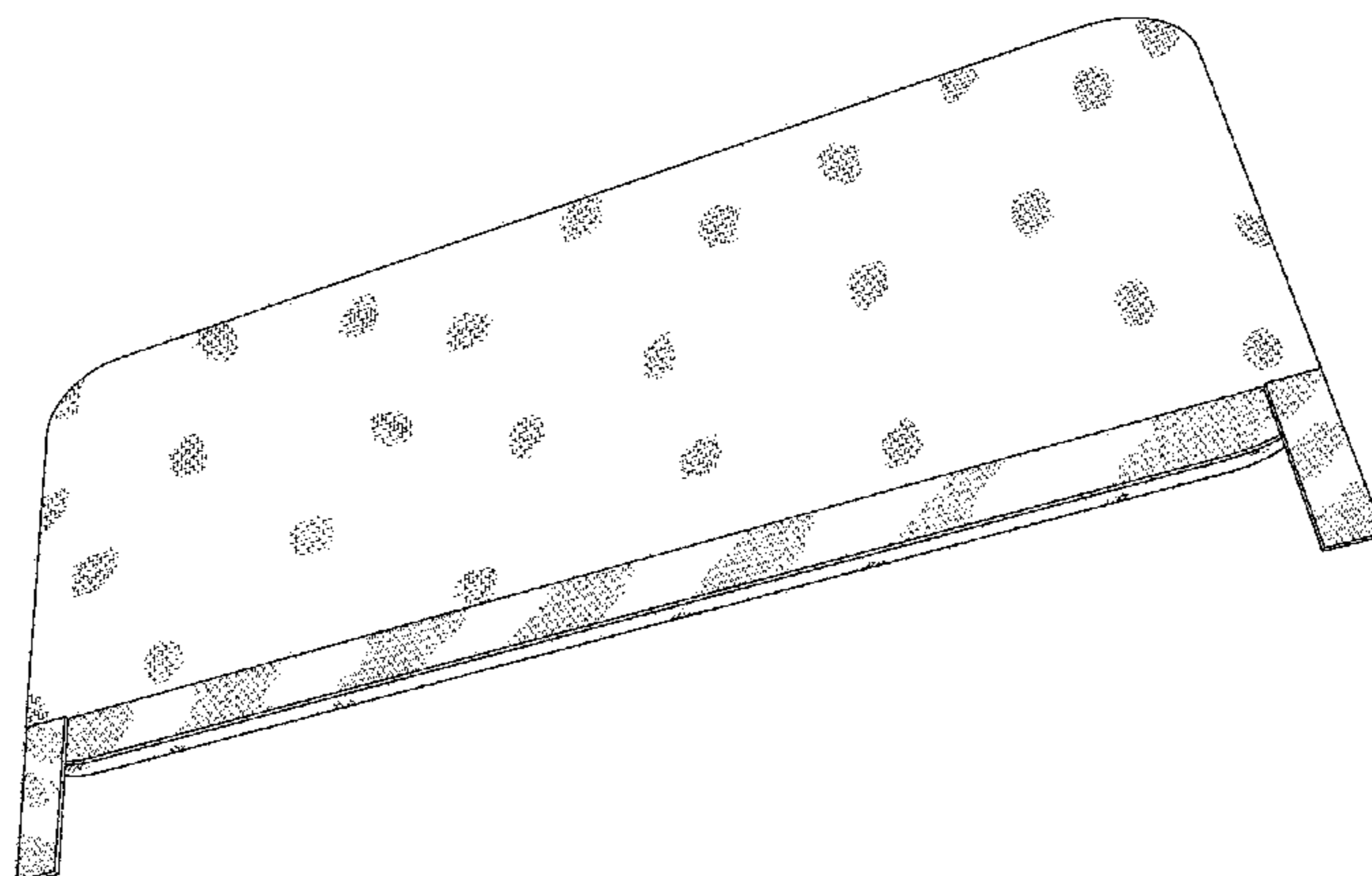
(57) **CLAIM**

The ornamental design for a non-fraying line cover, as shown and described.

DESCRIPTION

FIG. 1 is a top, front perspective view of a non-fraying line cover showing my new design;
 FIG. 2 is a top plan view thereof;
 FIG. 3 is a bottom plan view thereof;
 FIG. 4 is a front elevational view thereof;
 FIG. 5 is a rear elevational view thereof;
 FIG. 6 is a left side elevational view thereof, the right side elevational view being a mirror image thereof;
 FIG. 7 is a top, front perspective view of a second embodiment of a non-fraying line cover showing my new design;
 FIG. 8 is a top plan view thereof;
 FIG. 9 is a bottom plan view thereof;
 FIG. 10 is a front elevational view thereof;
 FIG. 11 is a rear elevational view thereof; and,
 FIG. 12 is a left side elevational view thereof, the right side elevational view being a mirror image thereof.
 The broken lines in FIG. 3 represent environmental structure (not conventional stitching) and form no part of the claimed design.

1 Claim, 7 Drawing Sheets



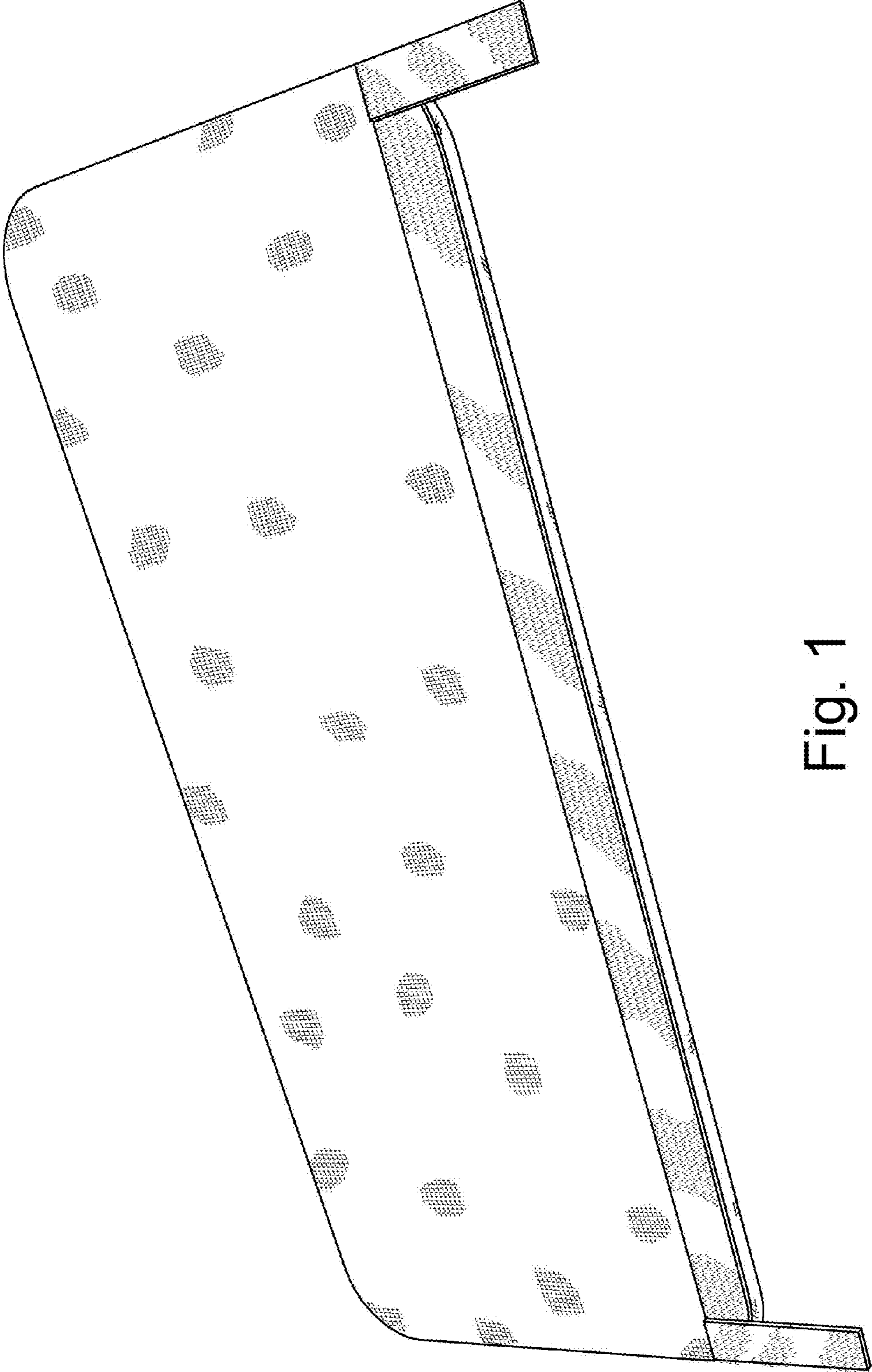


Fig. 1




Fig. 2




Fig. 3




Fig. 4




Fig. 5



Fig. 6

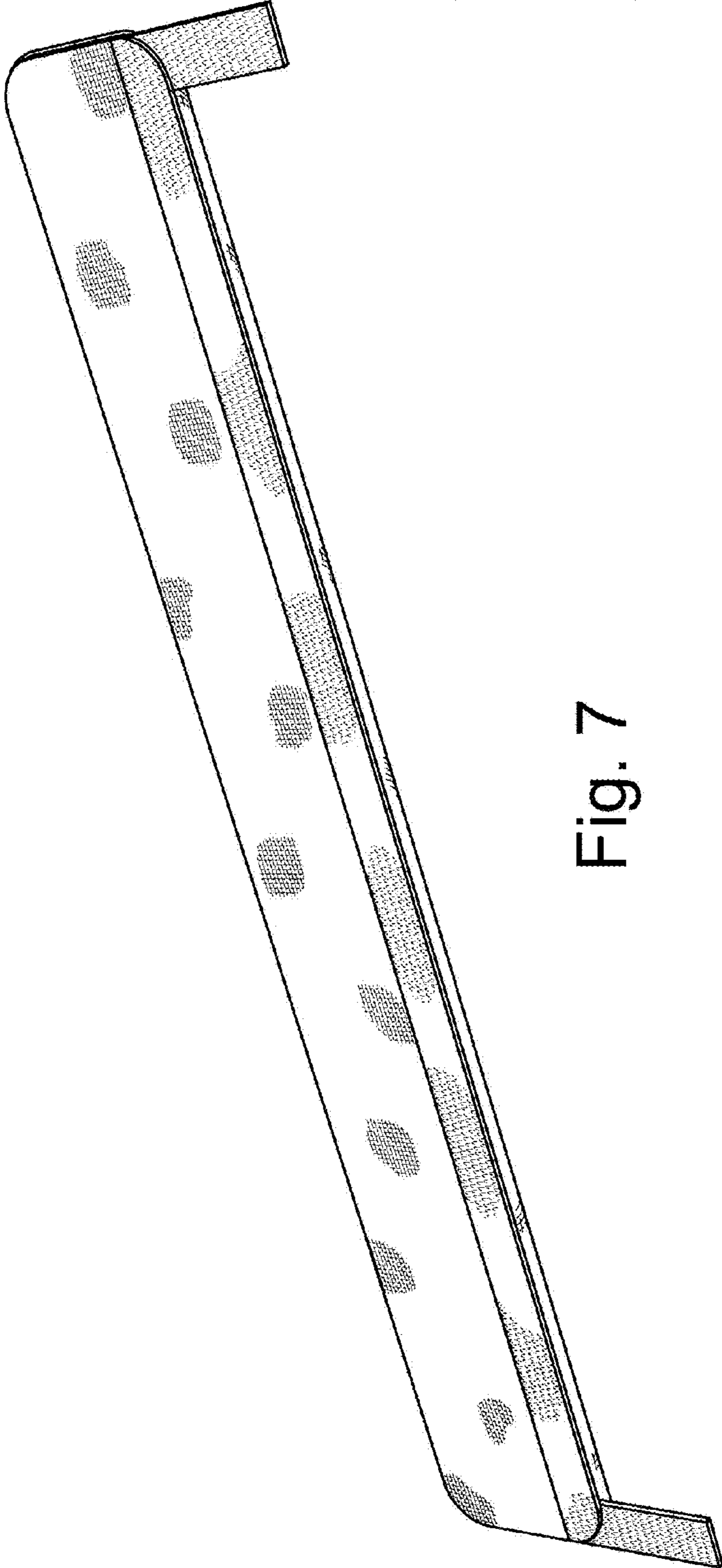


Fig. 7

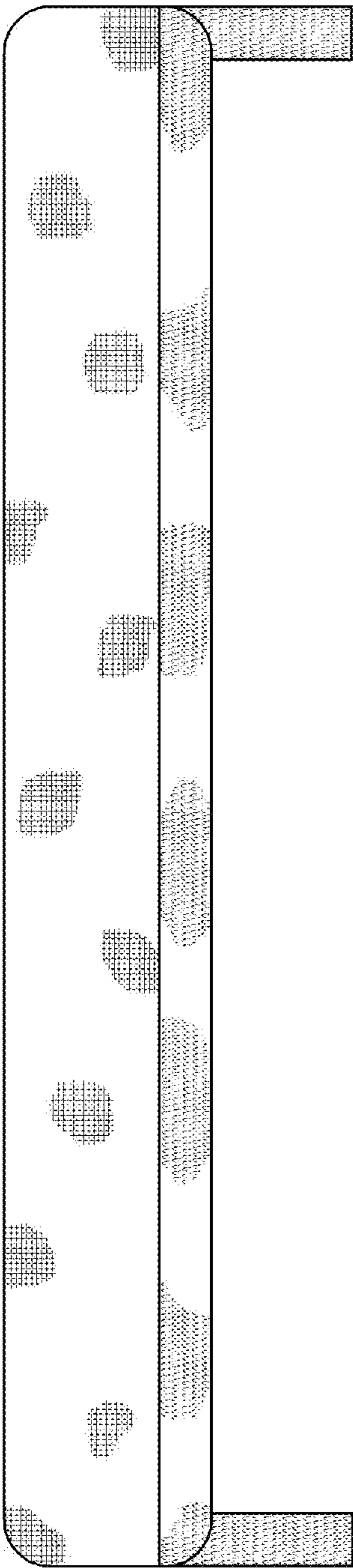


Fig. 8




Fig. 9




Fig. 10




Fig. 11



Fig. 12