



US00D747947S

(12) **United States Design Patent**
Ma

(10) **Patent No.:** **US D747,947 S**
(45) **Date of Patent:** **** Jan. 26, 2016**

- (54) **MULTIFUNCTION TOOL**
- (71) Applicant: **Prometheus Design Werx LLC**, San Francisco, CA (US)
- (72) Inventor: **Patrick York Ma**, San Francisco, CA (US)
- (73) Assignee: **Prometheus Design Werx, LLC**, San Francisco, CA (US)
- (**) Term: **14 Years**
- (21) Appl. No.: **29/500,804**
- (22) Filed: **Aug. 28, 2014**
- (51) **LOC (10) Cl.** **08-05**
- (52) **U.S. Cl.**
USPC **D8/105**
- (58) **Field of Classification Search**
USPC D3/210; D8/16, 17, 18, 19, 21, 26, 33, D8/34, 87, 105; D22/108, 149; 7/138, 7/151-153, 156, 165; 30/151, 359, 366; 81/3.4, 3.07, 3.09, 3.27, 3.29, 3.48, 81/3.55, 119, 120, 121.1, 176.1, 176.2
See application file for complete search history.

D414,995	S	*	10/1999	Hsieh	D8/17
6,070,497	A	*	6/2000	Farelli	81/3.09
6,145,994	A	*	11/2000	Ng	362/119
D434,622	S	*	12/2000	Jaynes	D8/17
D445,655	S	*	7/2001	Maddox	D8/17
D512,286	S	*	12/2005	Wolf	D8/21
D514,403	S	*	2/2006	Wolf	D8/21
D618,075	S	*	6/2010	Huang	D8/20
D623,030	S	*	9/2010	Spater	D8/16
D705,034	S	*	5/2014	Connell	D8/105
8,713,735	B1	*	5/2014	Pelton	7/138
D707,091	S	*	6/2014	Barr	D8/16
D721,564	S	*	1/2015	Purnomohadi	D8/98
D726,517	S	*	4/2015	Fischer	D8/17
D731,072	S	*	6/2015	van den Dries et al.	D24/200
2006/0266160	A1	*	11/2006	Yeh	81/3.4
2008/0163434	A1	*	7/2008	Jones et al.	7/138

* cited by examiner

Primary Examiner — Susan Bennett Hattan
Assistant Examiner — Leanne Was
(74) *Attorney, Agent, or Firm* — Benjamin D. Rotman; Rosenbaum IP, P.C.

(57) **CLAIM**
The ornamental design for a multifunction tool, as shown and described.

DESCRIPTION

FIG. 1 is a top perspective view of a multifunction tool in accordance with the invention;
FIG. 2 is a bottom perspective view of FIG. 1
FIG. 3 is a top plan view of FIG. 1;
FIG. 4 is a bottom plan view of FIG. 1;
FIG. 5 is a front elevation view of FIG. 1;
FIG. 6 is a rear elevation view of FIG. 1;
FIG. 7 is a right side elevation view of FIG. 1; and,
FIG. 8 is a left side elevation view of FIG. 1.

1 Claim, 8 Drawing Sheets

- (56) **References Cited**
U.S. PATENT DOCUMENTS
- D100,469 S * 7/1936 Frins D8/18
- D122,575 S * 9/1940 Smiley D8/18
- D257,383 S * 10/1980 Davenport D22/149
- D302,514 S * 8/1989 Gates D8/105
- D334,693 S * 4/1993 Burke D8/17
- 5,259,281 A * 11/1993 Burke 81/437
- D356,020 S * 3/1995 Costa D8/105
- D356,240 S * 3/1995 Meldahl D8/105
- D393,578 S * 4/1998 Keddie D8/17
- D402,515 S * 12/1998 McIntyre D8/17

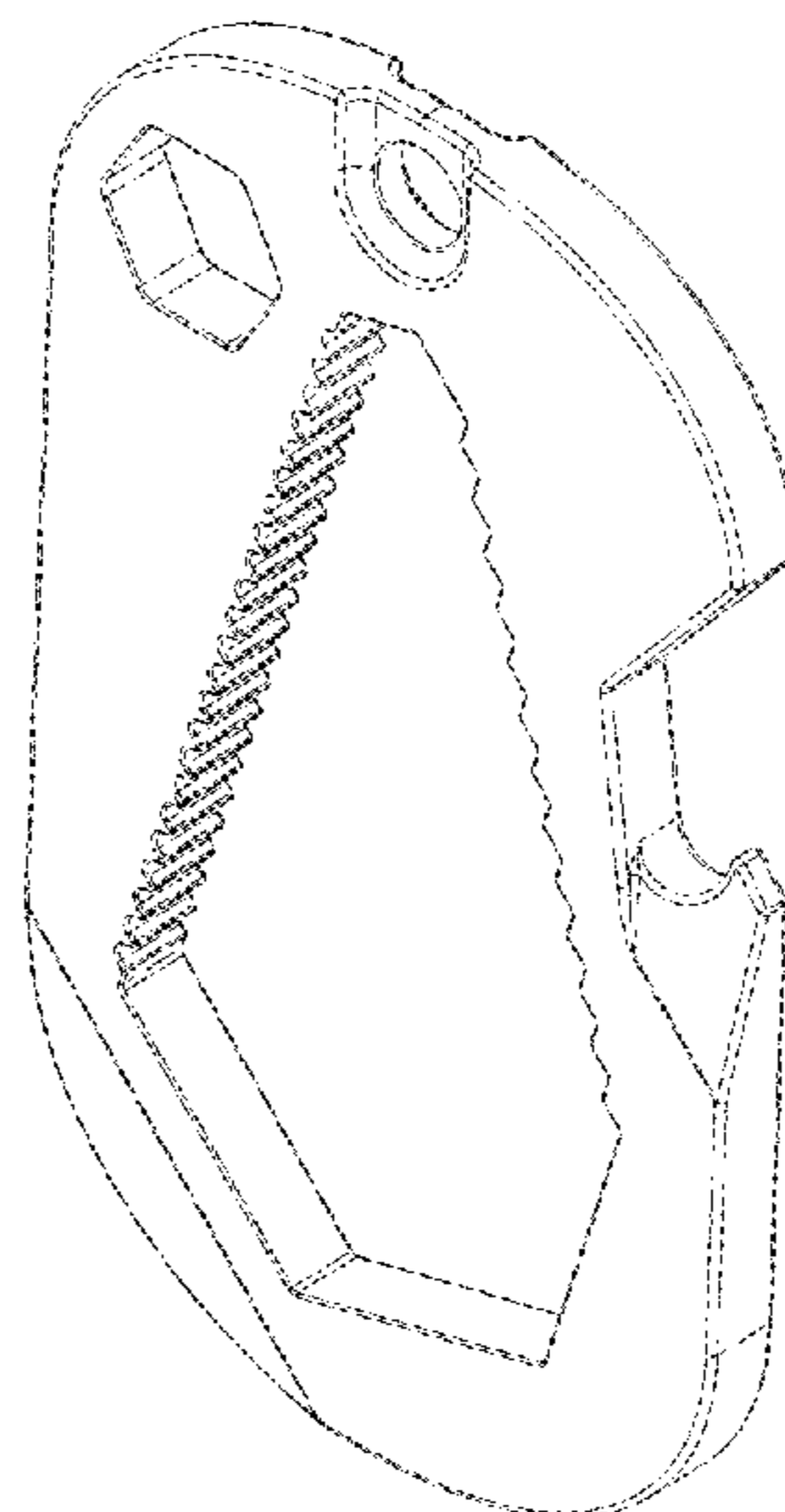


FIGURE 1

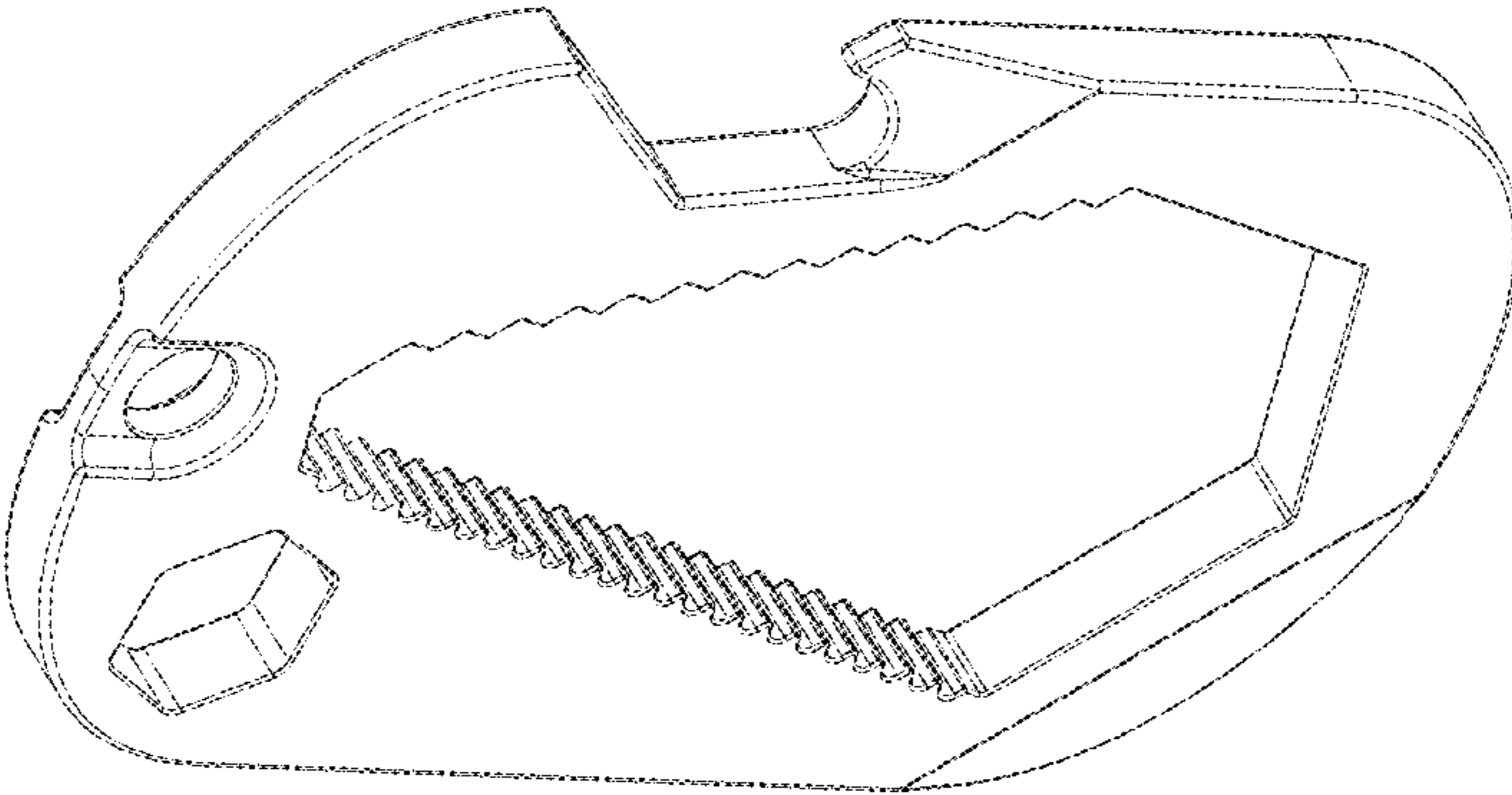


FIGURE 2

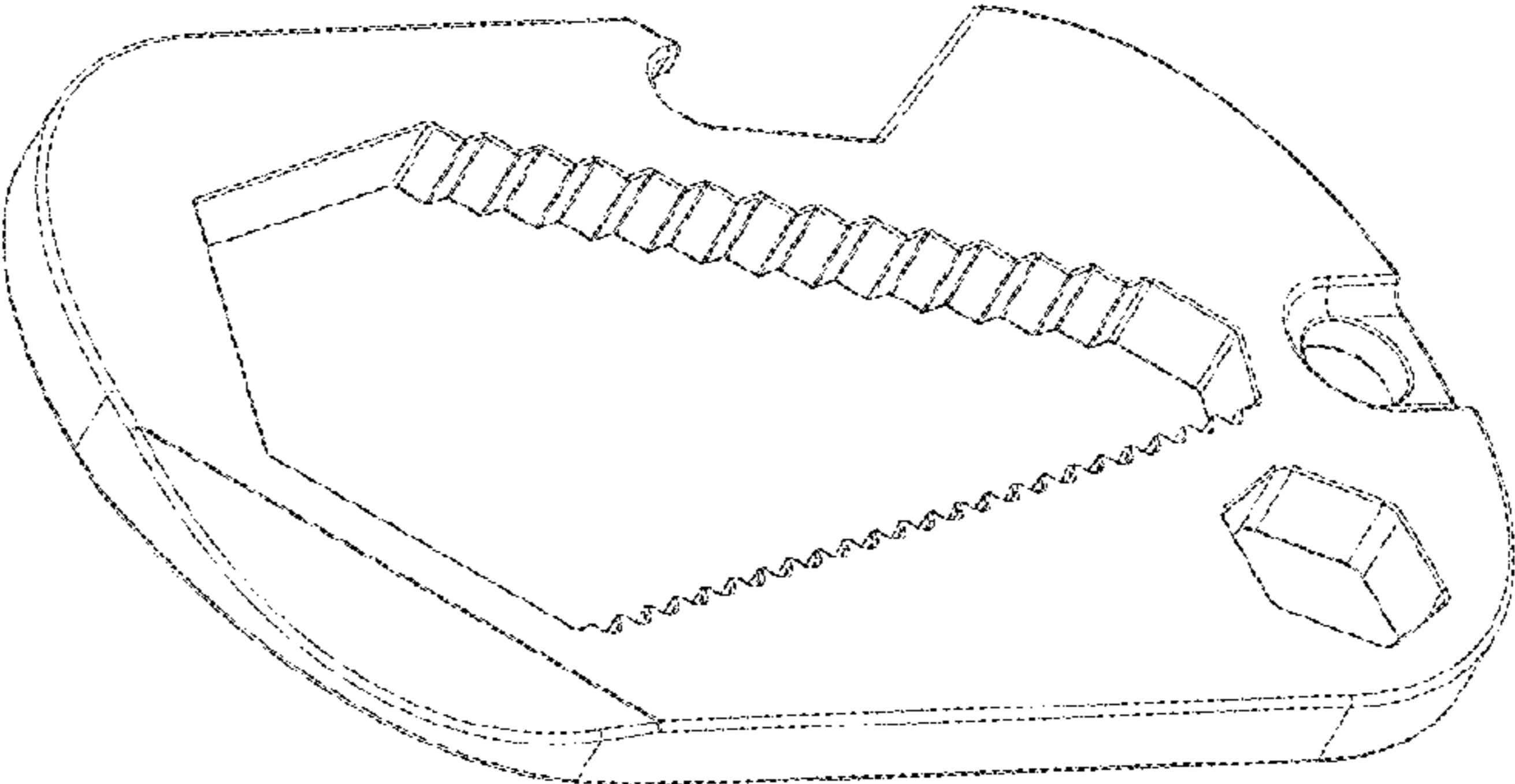


FIGURE 3




FIGURE 4



FIGURE 5



FIGURE 6




FIGURE 7

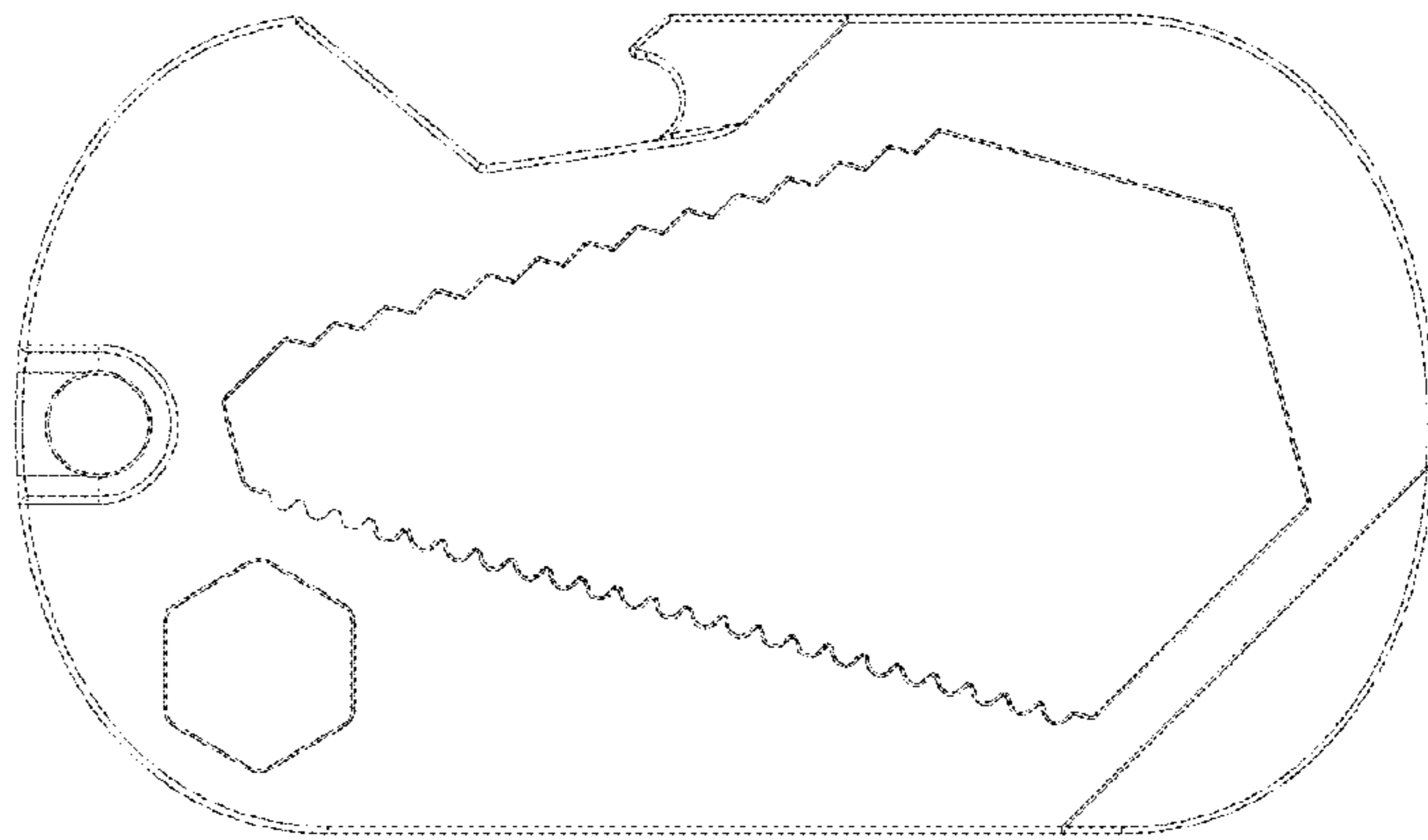


FIGURE 8

