



US00D747927S

(12) **United States Design Patent**
Hakim

(10) **Patent No.:** **US D747,927 S**
(45) **Date of Patent:** **** Jan. 26, 2016**

- (54) **DRINKING CUP VESSEL**
- (71) Applicant: **Admar International, Inc.**, Monroe, LA (US)
- (72) Inventor: **Nouri Edward Hakim**, Monroe, LA (US)
- (73) Assignee: **Admar International, Inc.**, Monroe, LA (US)
- (**) Term: **14 Years**
- (21) Appl. No.: **29/511,910**
- (22) Filed: **Dec. 15, 2014**

D404,491	S	*	1/1999	Scott	D24/197
5,967,307	A		10/1999	Wang		
D421,878	S		3/2000	Roehrig		
6,073,788	A	*	6/2000	Stroud	A61J 9/00 215/11.1
6,321,931	B1		11/2001	Hakim et al.		
D464,434	S		10/2002	Morano		
D511,436	S		11/2005	Giddings et al.		
D515,867	S		2/2006	Randolph et al.		
D538,938	S	*	3/2007	Pillado	D24/197
D547,875	S	*	7/2007	Pillado	D24/197
D579,721	S		11/2008	Qian		
D579,722	S		11/2008	Sakulsacha et al.		
D604,991	S	*	12/2009	Ablo	D7/510
D608,148	S		1/2010	Lane		
D609,527	S	*	2/2010	Roehrig	D24/197
D609,528	S	*	2/2010	Roehrig	D7/510
D634,439	S		3/2011	Hakim		
D642,436	S		8/2011	Schofield et al.		
D644,880	S	*	9/2011	Li	D7/521
D664,812	S	*	8/2012	Bickert	D7/396.2

Related U.S. Application Data

- (62) Division of application No. 29/461,458, filed on Jul. 23, 2013, now Pat. No. Des. 721,914.
- (51) **LOC (10) Cl.** **07-01**
- (52) **U.S. Cl.**
USPC **D7/521**
- (58) **Field of Classification Search**
USPC D9/434-436, 439-440, 443, 447-450,
D9/523, 524, 661, 662; D7/509-512, 518,
D7/521, 523, 529, 532, 392.1, 396.2, 393,
D7/531, 534, 392; D24/196, 197
CPC A47G 19/2272; A47G 19/2266; A47G
19/2288; A47G 19/2227; A61J 9/00; A61J
9/0623; B65D 47/2043; B65D 43/0231
See application file for complete search history.

References Cited

U.S. PATENT DOCUMENTS

D170,666	S	*	10/1953	Stenger	D7/509
D237,031	S	*	10/1975	Benes	D7/521
D315,213	S		3/1991	Ohnuki		
5,070,435	A	*	12/1991	Weller	A47G 19/2227 362/101

(Continued)

Primary Examiner — Susan Bennett Hattan

Assistant Examiner — Brett Miller

(74) *Attorney, Agent, or Firm* — Husch Blackwell LLP

(57) **CLAIM**

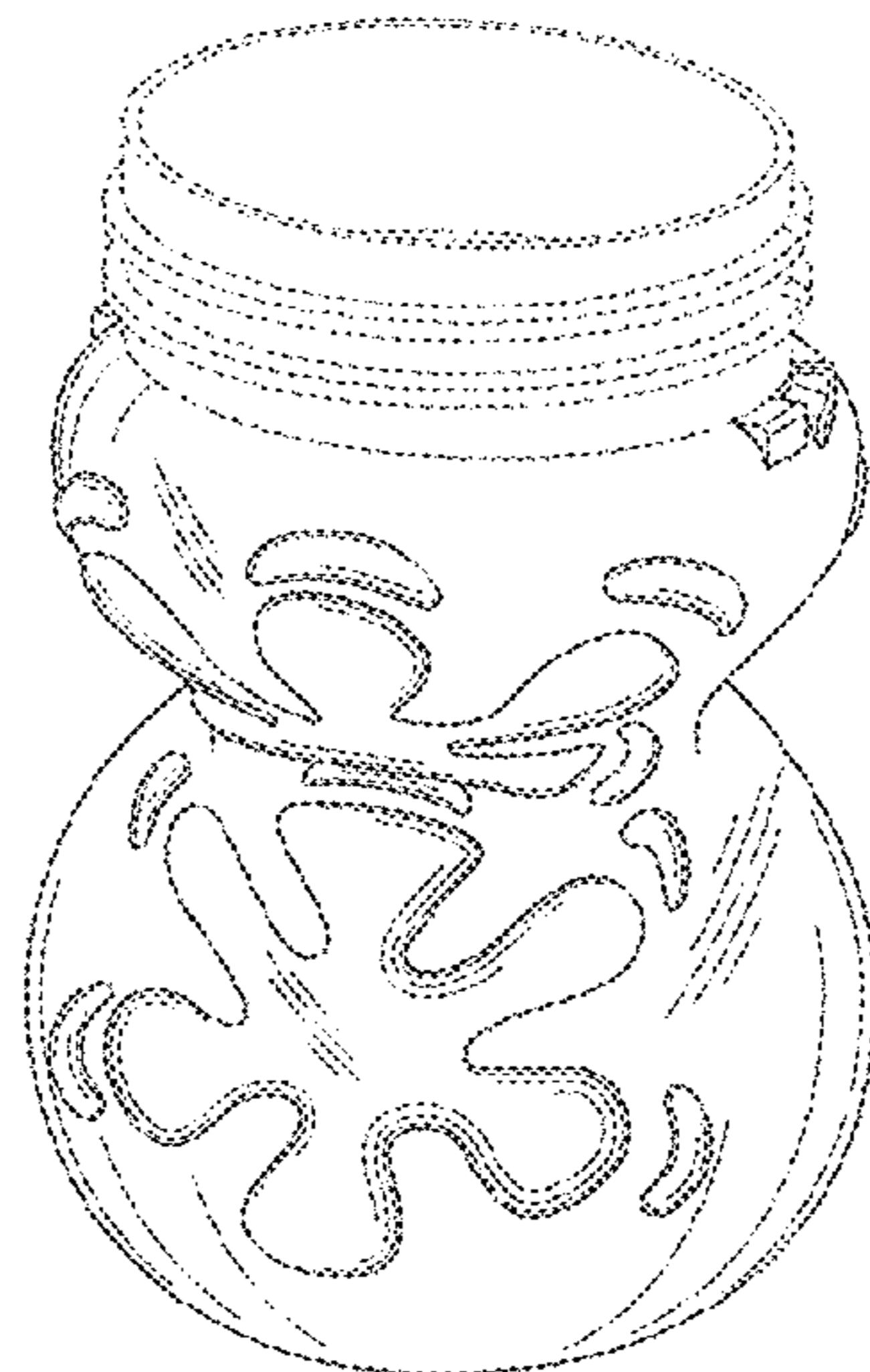
An ornamental design for a drinking cup vessel, as shown and described.

DESCRIPTION

FIG. 1 is a perspective view of the drinking cup vessel;
FIG. 2 is a front elevation view thereof;
FIG. 3 is a rear elevation view thereof;
FIG. 4 is a right side elevation view thereof;
FIG. 5 is a left side elevation view thereof;
FIG. 6 is a top plan view thereof; and,
FIG. 7 is a bottom view thereof.

The broken lines in the drawings depict unclaimed portions of the drinking cup vessel and forms no part of the claimed design.

1 Claim, 4 Drawing Sheets



(56)

References Cited

U.S. PATENT DOCUMENTS

D667,558 S	9/2012	Hakim		D693,177 S	11/2013	Tollman	
D671,793 S	12/2012	Hakim		D695,061 S *	12/2013	Dunn	D7/392.1
D673,008 S *	12/2012	Valderrama	D24/197	D699,068 S	2/2014	Dunn et al.	
D675,062 S	1/2013	Dunn et al.		D699,857 S	2/2014	Py	
D679,948 S	4/2013	Meyer et al.		D708,901 S	7/2014	Dunn et al.	
D685,609 S *	7/2013	Dunn	D7/510	D709,320 S	7/2014	Jagger	
D686,453 S	7/2013	Smiedt et al.		D727,742 S *	4/2015	Jacobs	D9/662
D688,524 S	8/2013	Hsu		2003/0066839 A1	4/2003	Connors et al.	
D692,318 S *	10/2013	Brewster	D9/661	2005/0056614 A1	3/2005	Morano et al.	
				2009/0242562 A1 *	10/2009	Valderrama	B65D 43/0231 220/288
				2014/0103041 A1	4/2014	Randolph et al.	

* cited by examiner

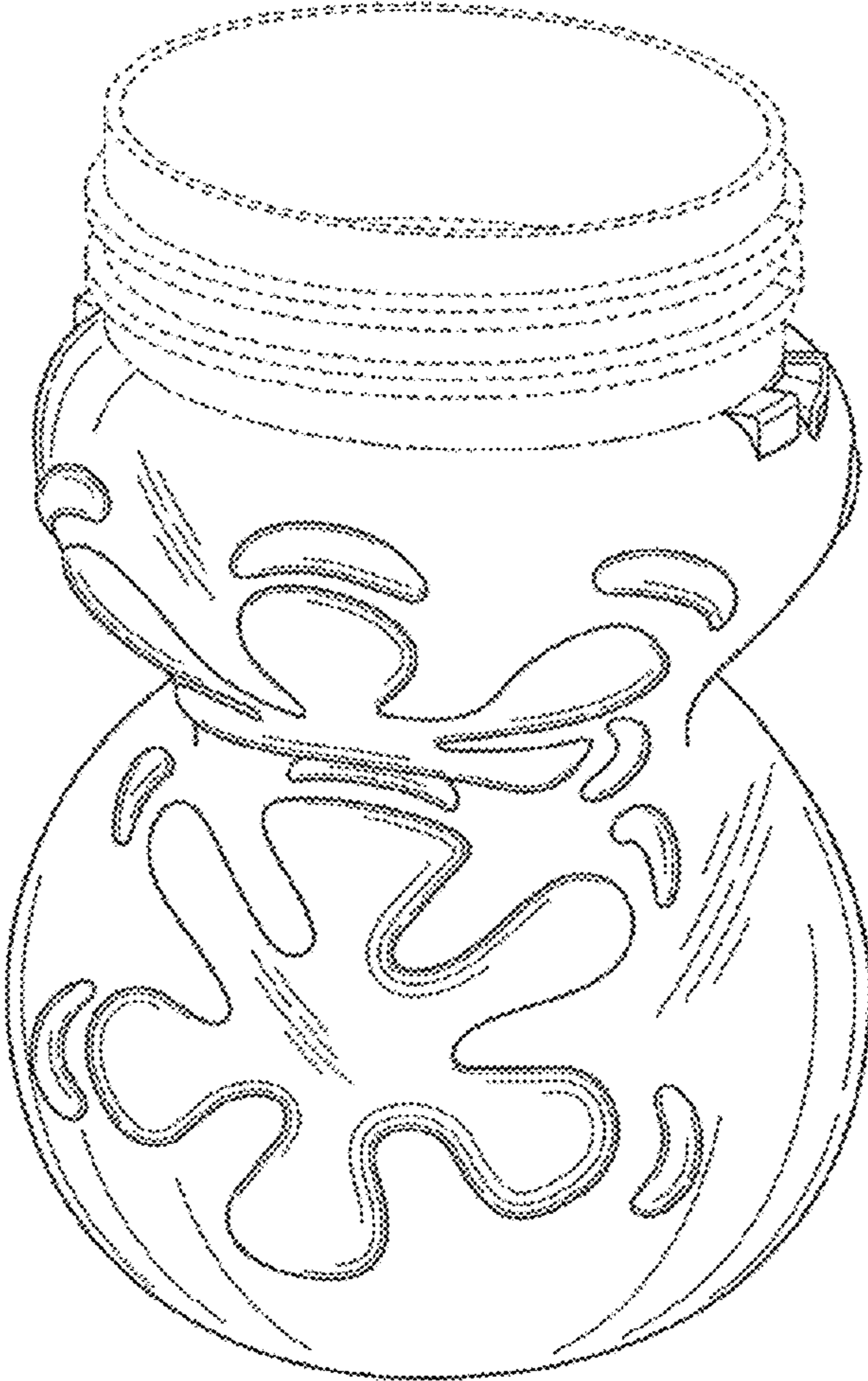


FIG. 1

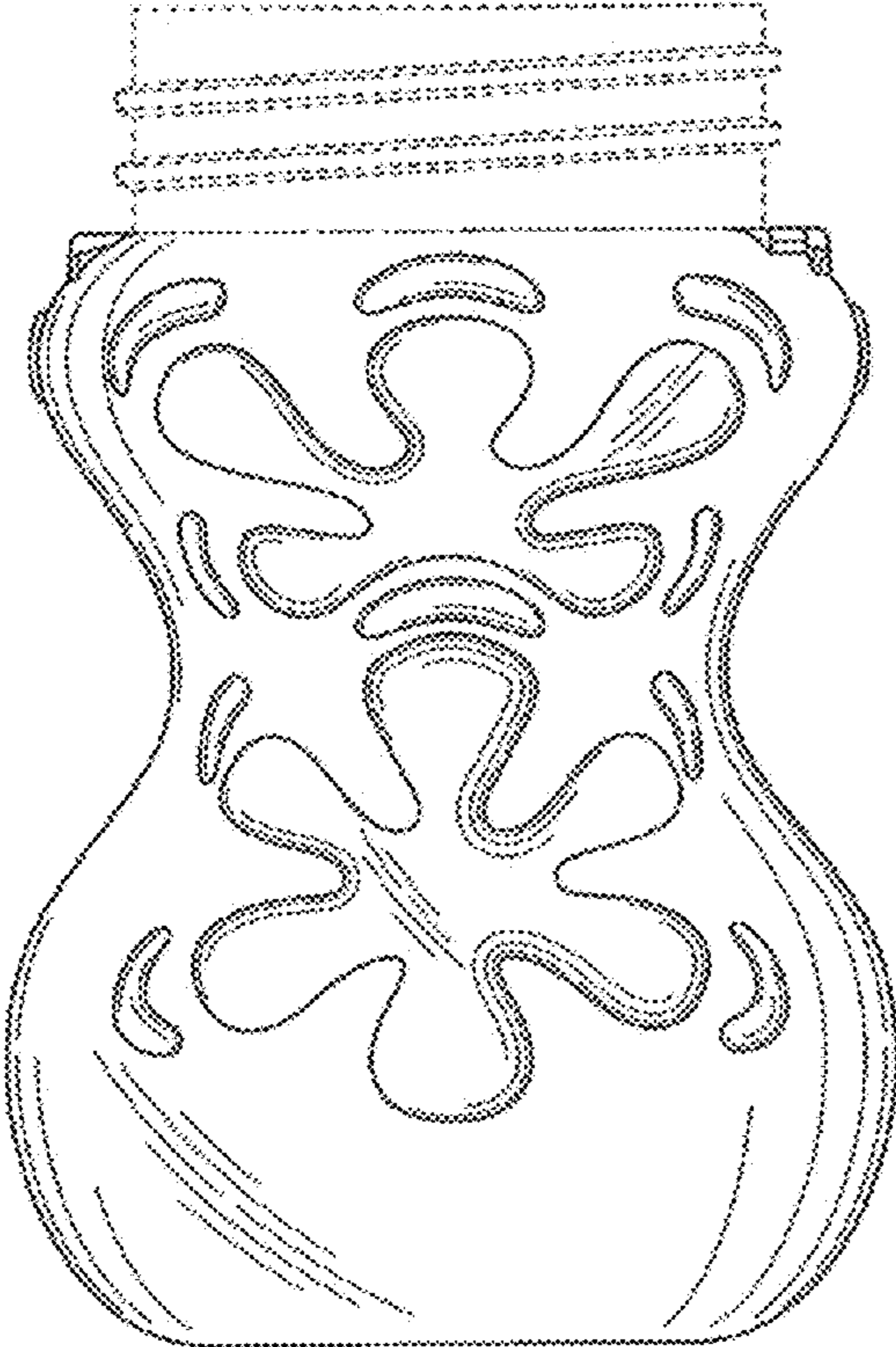


FIG. 2

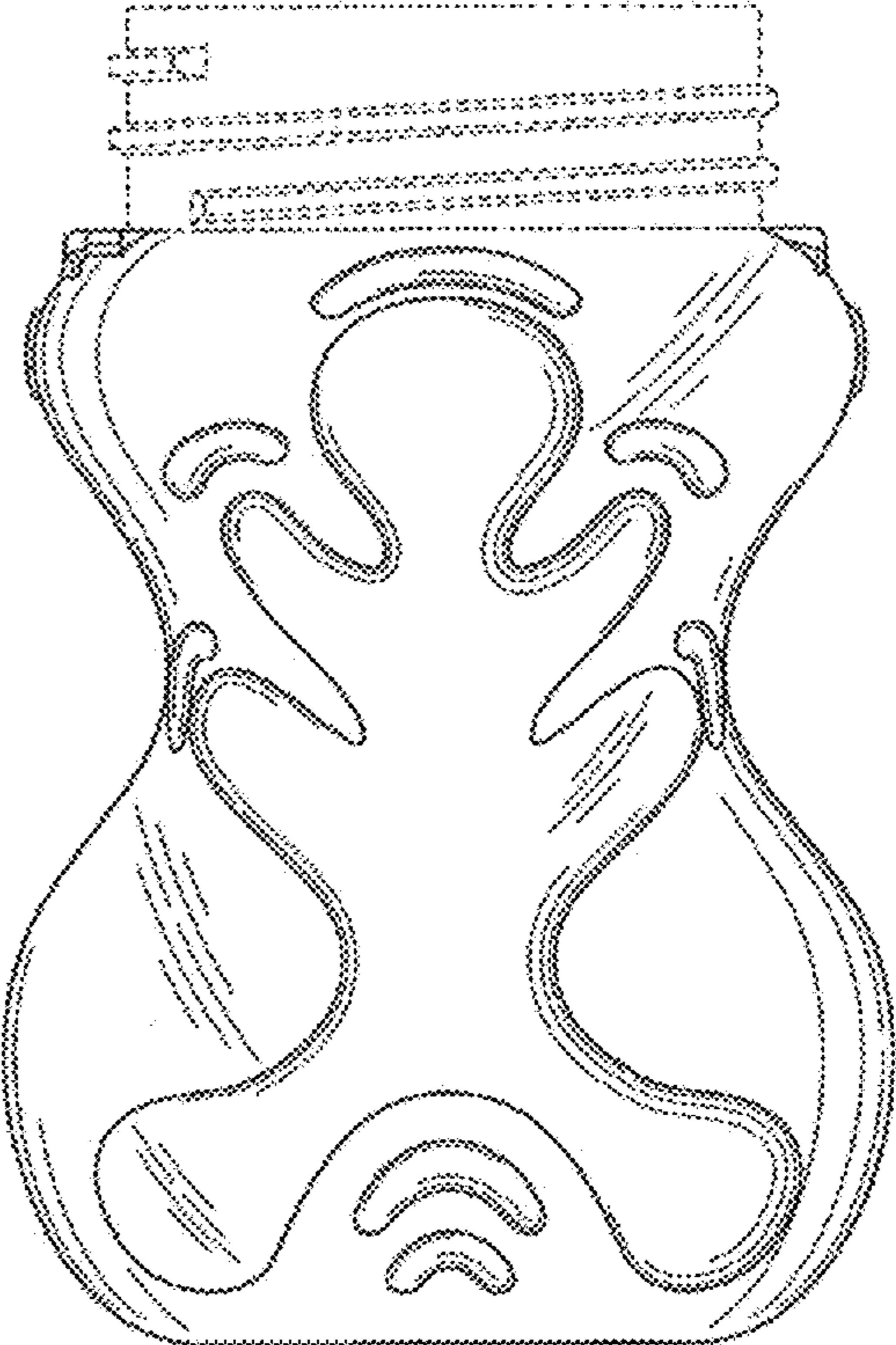


FIG. 3

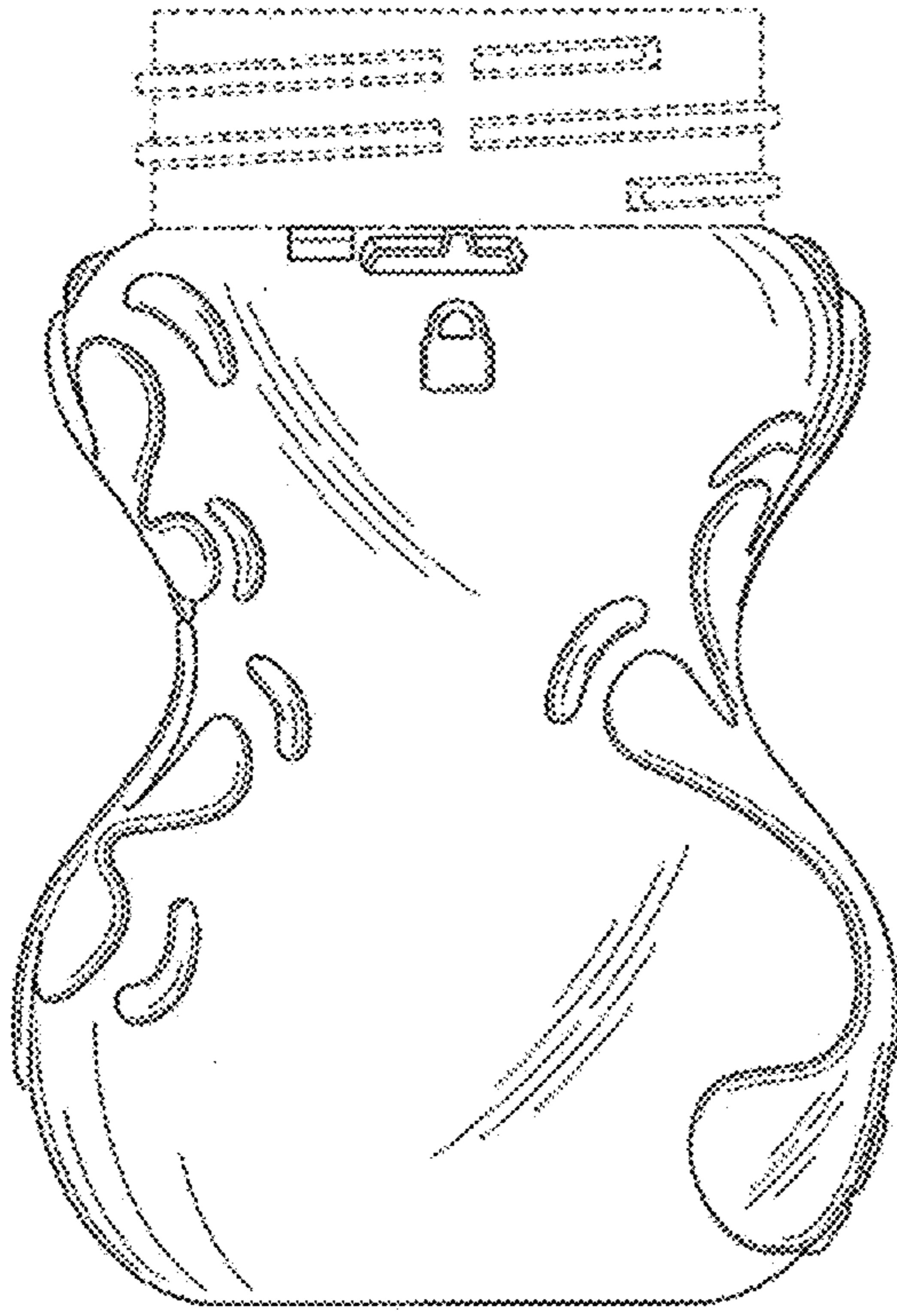


FIG. 4

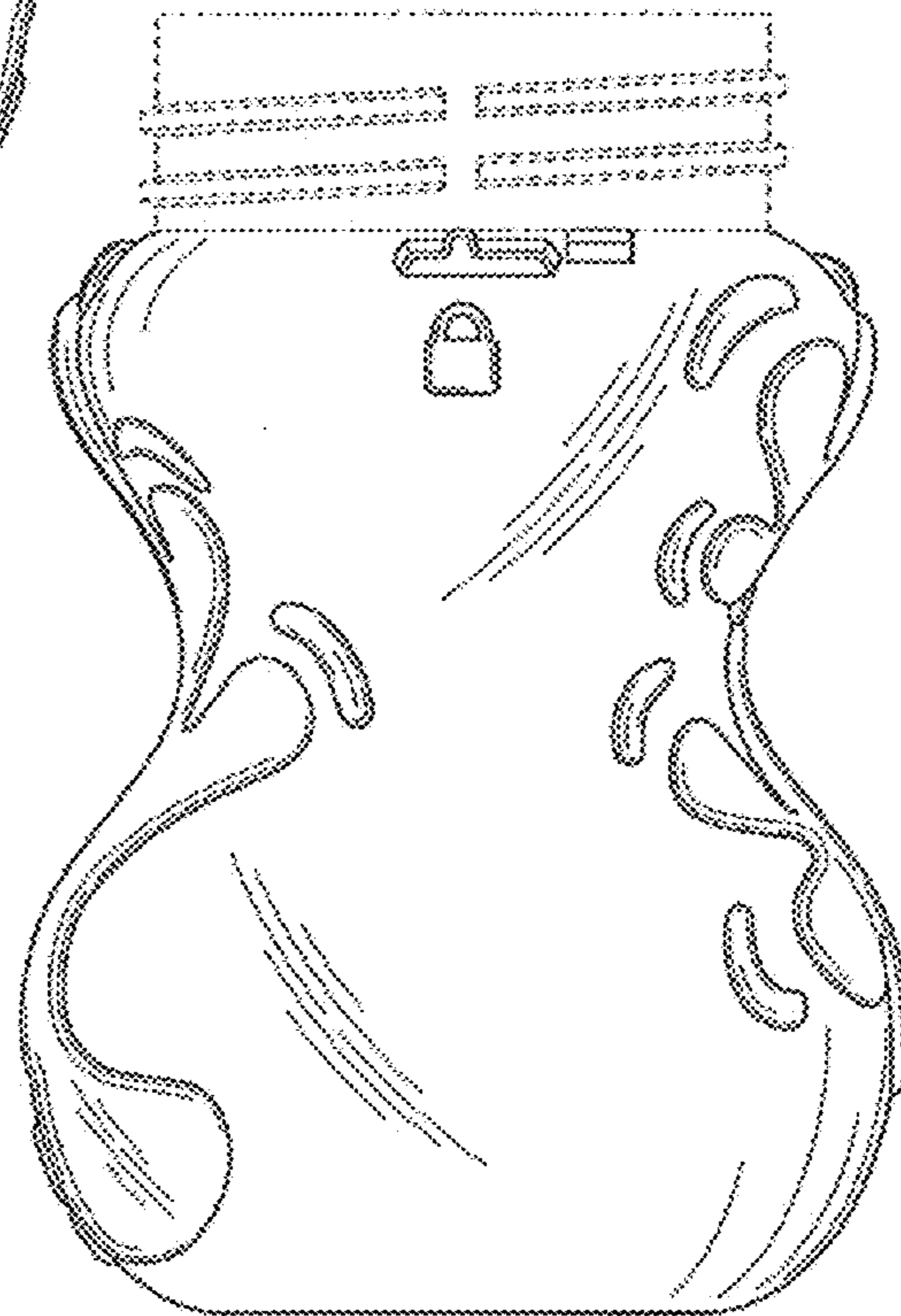


FIG. 5

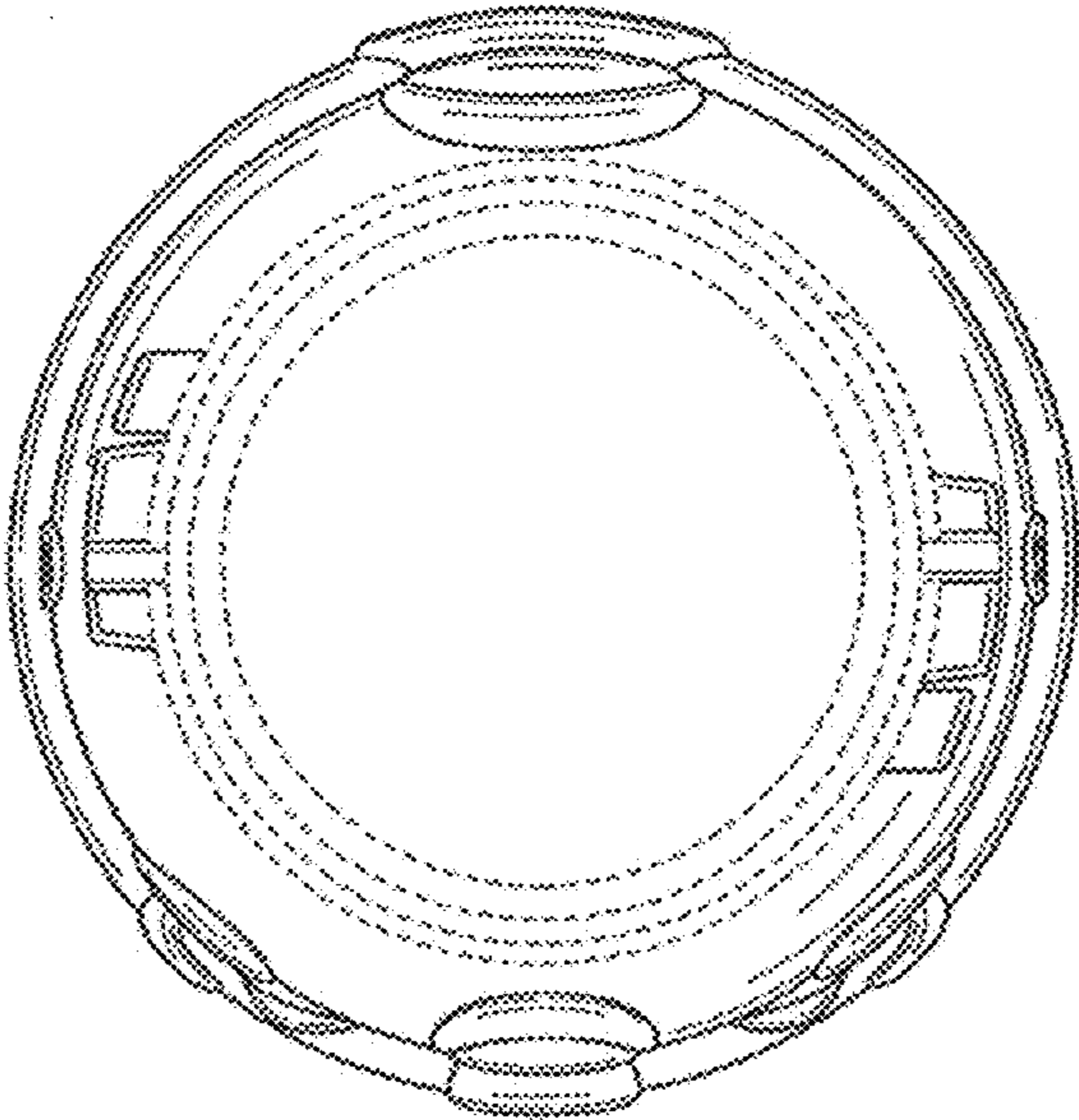


FIG. 6

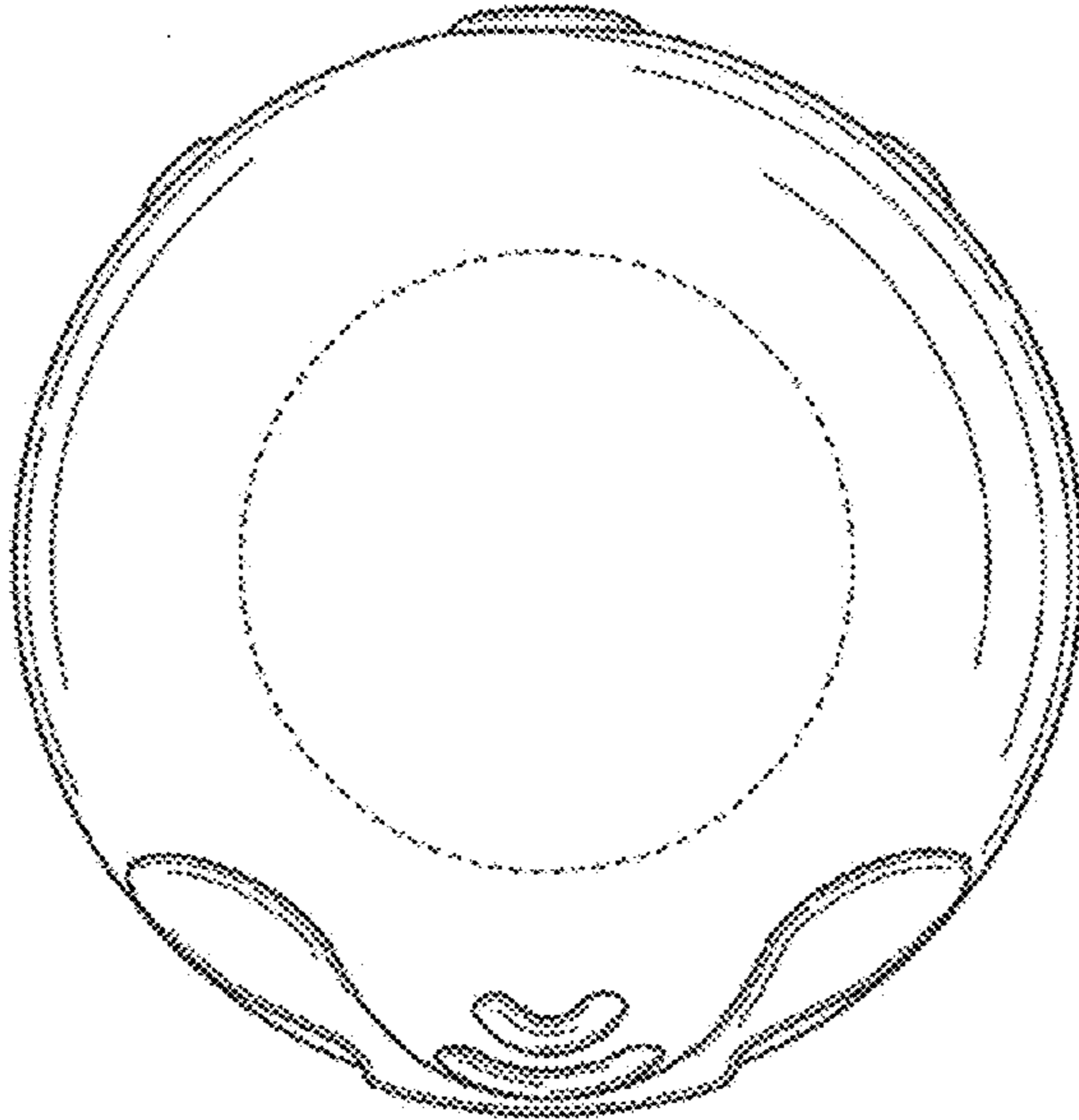


FIG. 7