



US00D747920S

(12) **United States Design Patent**
Hakim

(10) **Patent No.:** **US D747,920 S**
(45) **Date of Patent:** **** Jan. 26, 2016**

- (54) **DRINKING CUP CAP**
- (71) Applicant: **Admar International, Inc.**, Monroe, LA (US)
- (72) Inventor: **Nouri Edward Hakim**, Monroe, LA (US)
- (73) Assignee: **Admar International, Inc.**, Monroe, LA (US)
- (**) Term: **14 Years**
- (21) Appl. No.: **29/511,898**
- (22) Filed: **Dec. 15, 2014**

6,321,931	B1	11/2001	Hakim et al.	
D464,434	S	10/2002	Morano	
D476,849	S *	7/2003	Randolph	D7/510
D511,436	S	11/2005	Giddings et al.	
D513,932	S *	1/2006	De Oliveira	D7/510
D515,867	S	2/2006	Randolph et al.	
D551,021	S *	9/2007	Rouso	D7/510
D579,721	S	11/2008	Qian	
D579,722	S	11/2008	Sakulsacha et al.	
D608,148	S	1/2010	Lane	
D619,851	S *	7/2010	Miller	D24/197
D634,439	S	3/2011	Hakim	
D642,436	S	8/2011	Schofield et al.	
D642,866	S *	8/2011	Schofield	D24/197
D642,867	S *	8/2011	Miller	D24/197
D644,067	S *	8/2011	Valderrama	D24/197
D667,558	S	9/2012	Hakim	
D671,793	S	12/2012	Hakim	
D675,062	S	1/2013	Dunn et al.	
D679,948	S	4/2013	Meyer et al.	

Related U.S. Application Data

- (62) Division of application No. 29/461,458, filed on Jul. 23, 2013, now Pat. No. Des. 721,914.
- (51) **LOC (10) Cl.** **07-01**
- (52) **U.S. Cl.**
USPC **D7/396.2**
- (58) **Field of Classification Search**
USPC D9/434-436, 439-440, 443, 447-450, D9/523, 524, 661, 662; D7/509-512, 518, D7/521, 523, 529, 532, 392.1, 396.2, 393, D7/531, 534, 392; D24/196, 197
CPC A47G 19/2272; A47G 19/2266; A47G 19/2288; A61J 9/00; A61J 9/0623
See application file for complete search history.

References Cited

U.S. PATENT DOCUMENTS

D315,213	S	3/1991	Ohnuki	
D326,796	S *	6/1992	Kawano	D7/510
D341,892	S *	11/1993	Yagi	D24/197
5,967,307	A	10/1999	Wang	
D421,878	S	3/2000	Roehrig	

(Continued)

Primary Examiner — Susan Bennett Hattan
Assistant Examiner — Brett Miller
(74) *Attorney, Agent, or Firm* — Husch Blackwell LLP

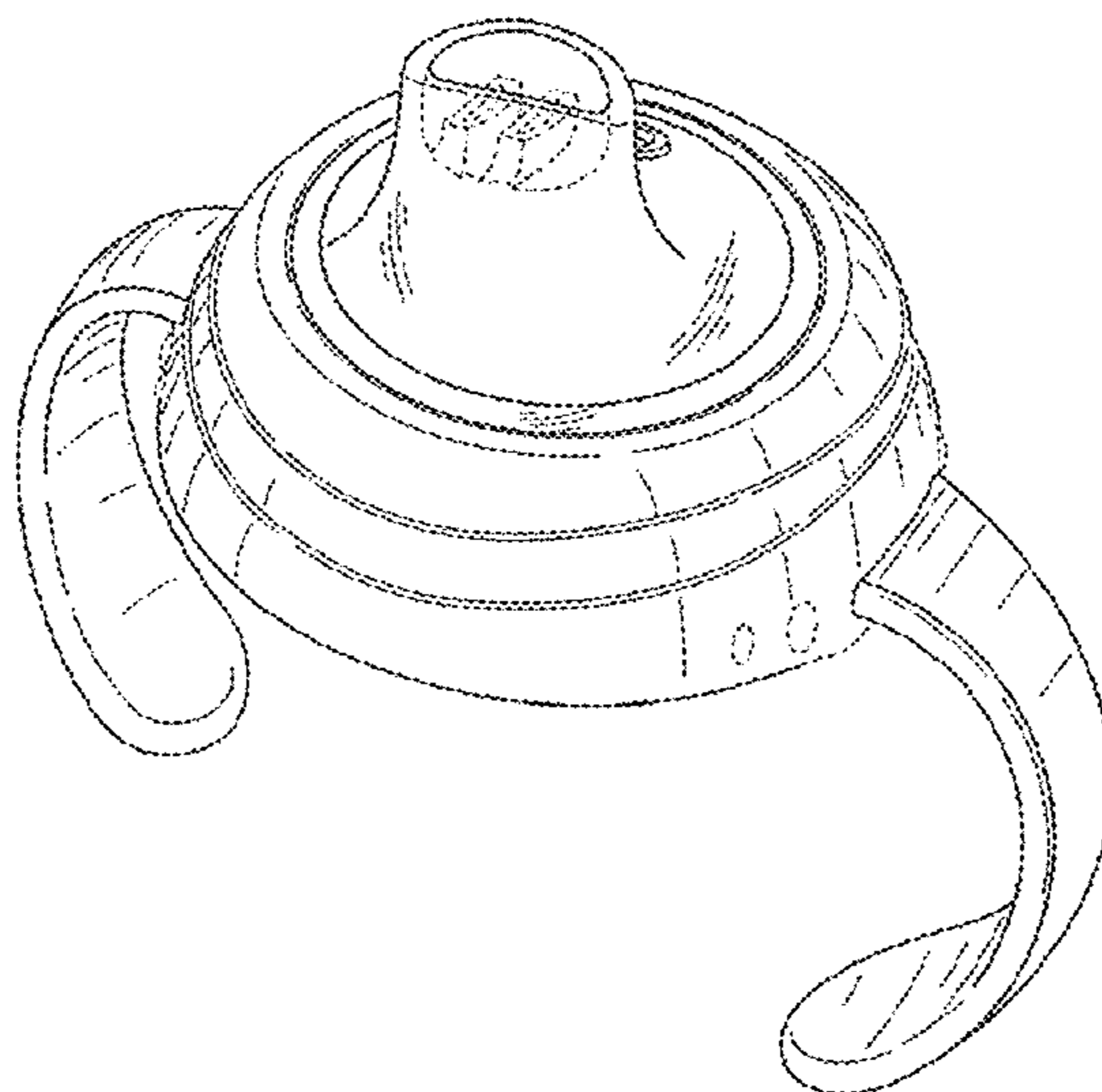
(57) **CLAIM**

An ornamental design for a drinking cup cap, as shown and described.

DESCRIPTION

FIG. 1 is a perspective view of the drinking cup cap;
FIG. 2 is a front elevation view thereof;
FIG. 3 is a rear elevation view thereof;
FIG. 4 is a left side elevation view, the right side view being a mirror image thereof;
FIG. 5 is a top plan view thereof; and,
FIG. 6 is a bottom view thereof.
The broken lines in the drawings depict unclaimed portions of the drinking cup cap and forms no part of the claimed design.

1 Claim, 5 Drawing Sheets



(56)

References Cited

U.S. PATENT DOCUMENTS

D683,185 S *	5/2013	Thomas	D7/510	D718,087 S *	11/2014	Marasligiller	D7/396.2
D683,589 S *	6/2013	Itzek	D7/510	D718,090 S *	11/2014	Roehrig	D7/510
D686,453 S	7/2013	Smiedt et al.			D727,098 S *	4/2015	Saxton	D7/509
D688,524 S	8/2013	Hsu			D734,095 S *	7/2015	Thomas	D24/197
D693,177 S	11/2013	Tollman			D736,035 S *	8/2015	Wang	D7/510
D698,600 S *	2/2014	Aslan	D7/393	2003/0066839 A1	4/2003	Connors et al.		
D699,068 S	2/2014	Dunn et al.			2003/0218015 A1 *	11/2003	Randolph	A47G 19/2272 220/212.5
D699,857 S	2/2014	Py			2005/0056614 A1	3/2005	Morano et al.		
D708,901 S	7/2014	Dunn et al.			2007/0163984 A1 *	7/2007	Nguyen	A47G 19/2272 215/11.3
D709,320 S	7/2014	Jagger			2014/0103041 A1	4/2014	Randolph et al.		
D713,687 S *	9/2014	Lv	D7/510	2014/0305945 A1 *	10/2014	Chan	A47G 19/2272 220/361
D717,105 S *	11/2014	Aslan	D7/393					

* cited by examiner

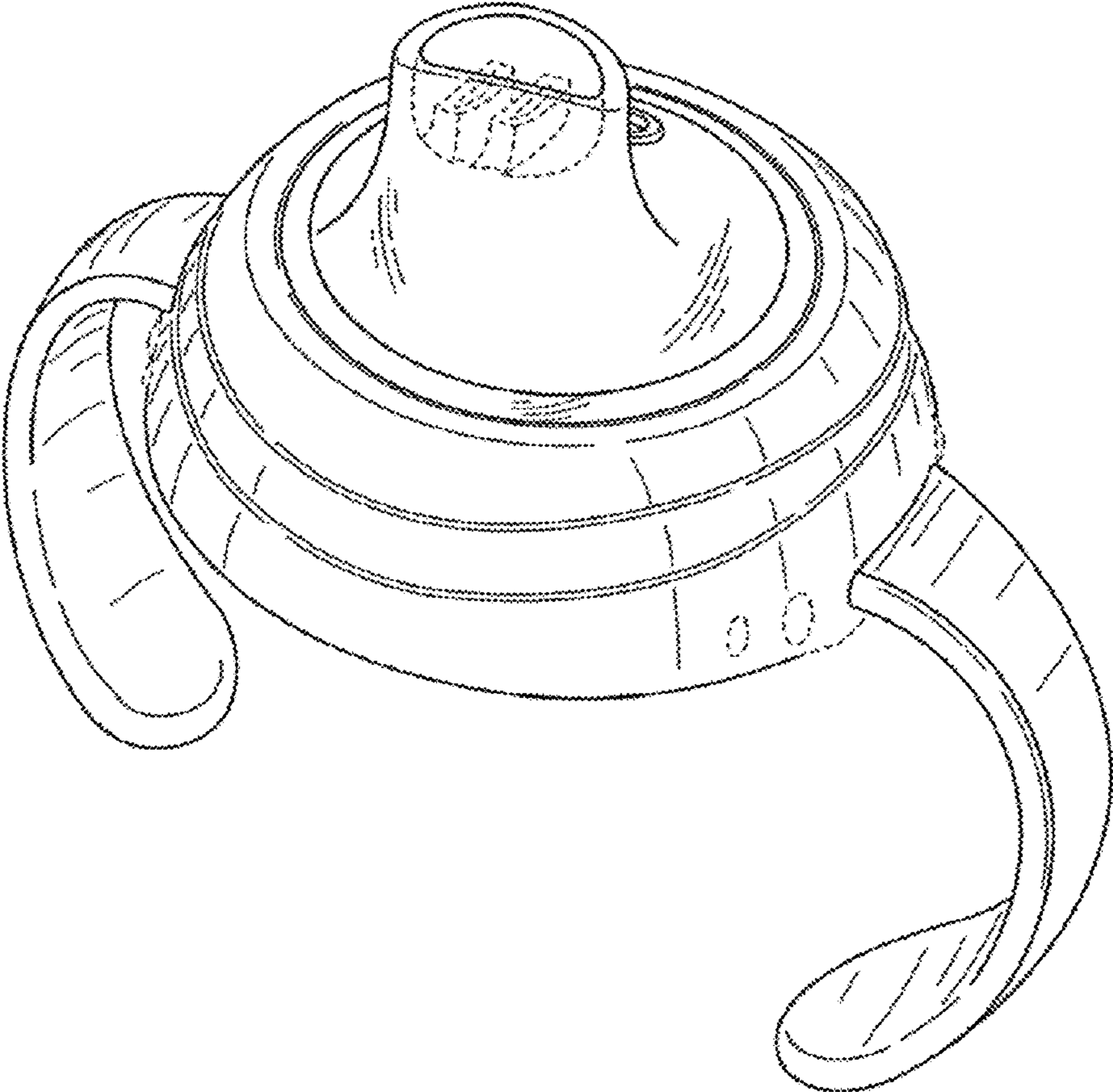


FIG. 1

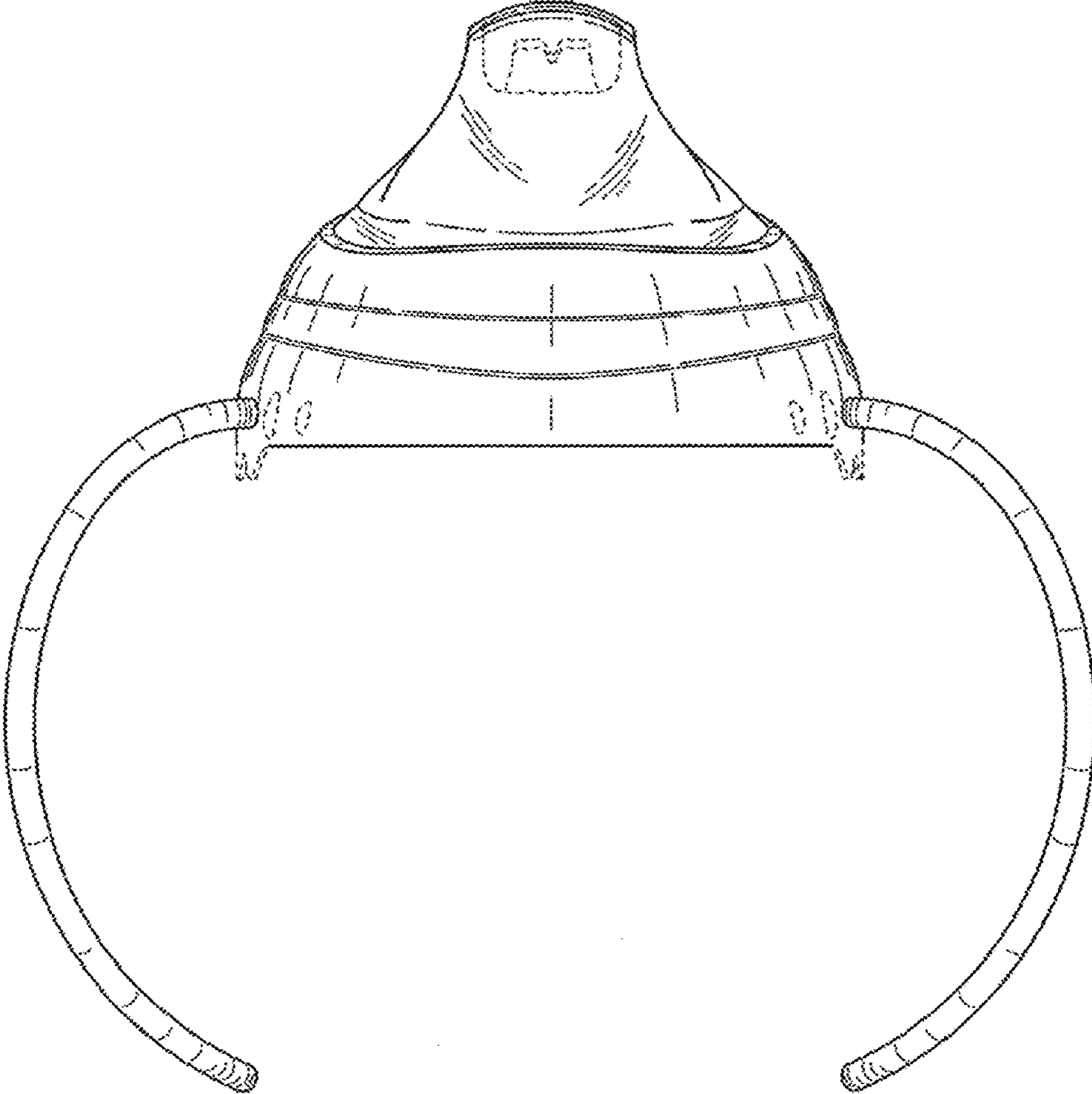


FIG. 2

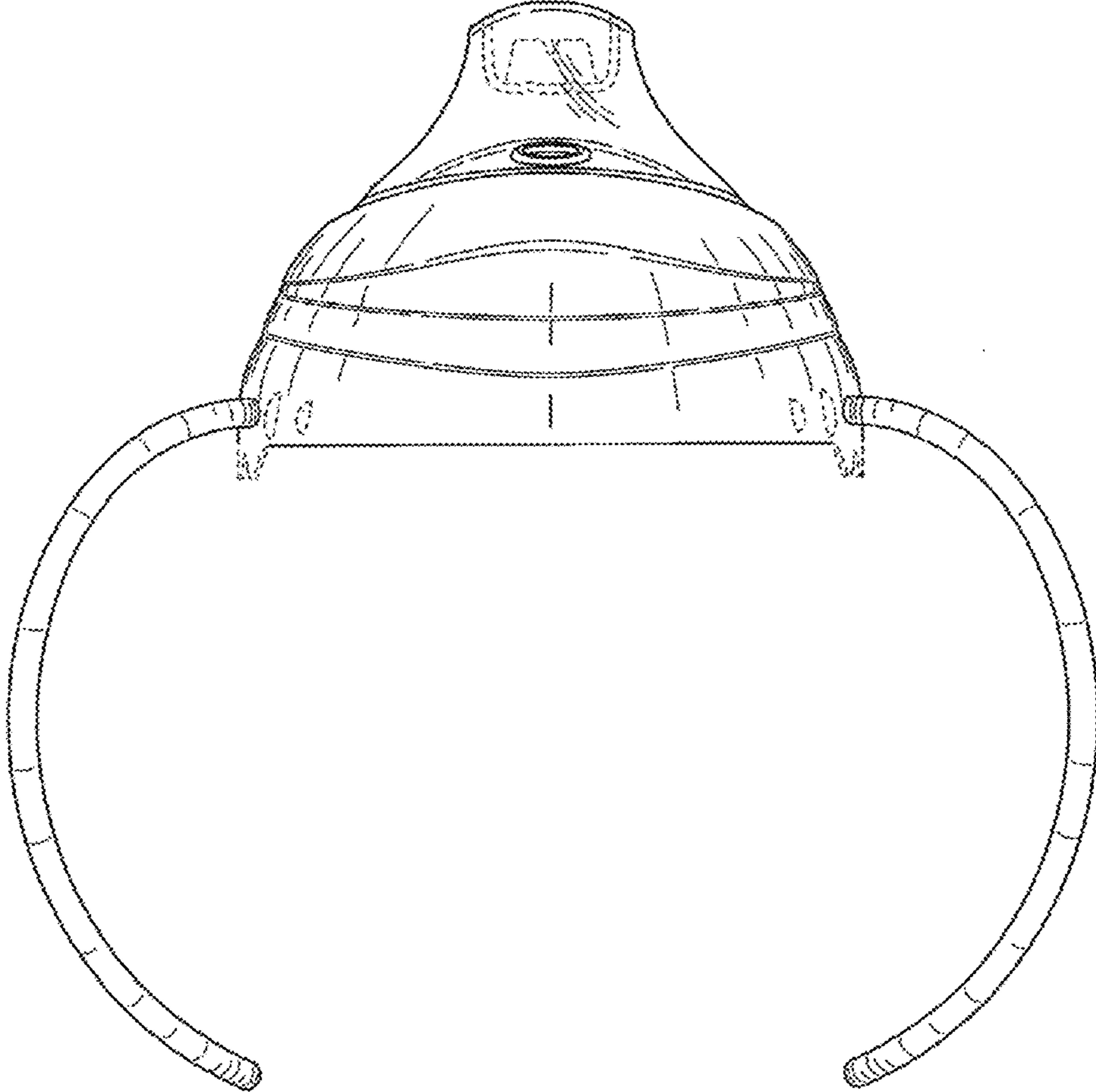


FIG. 3

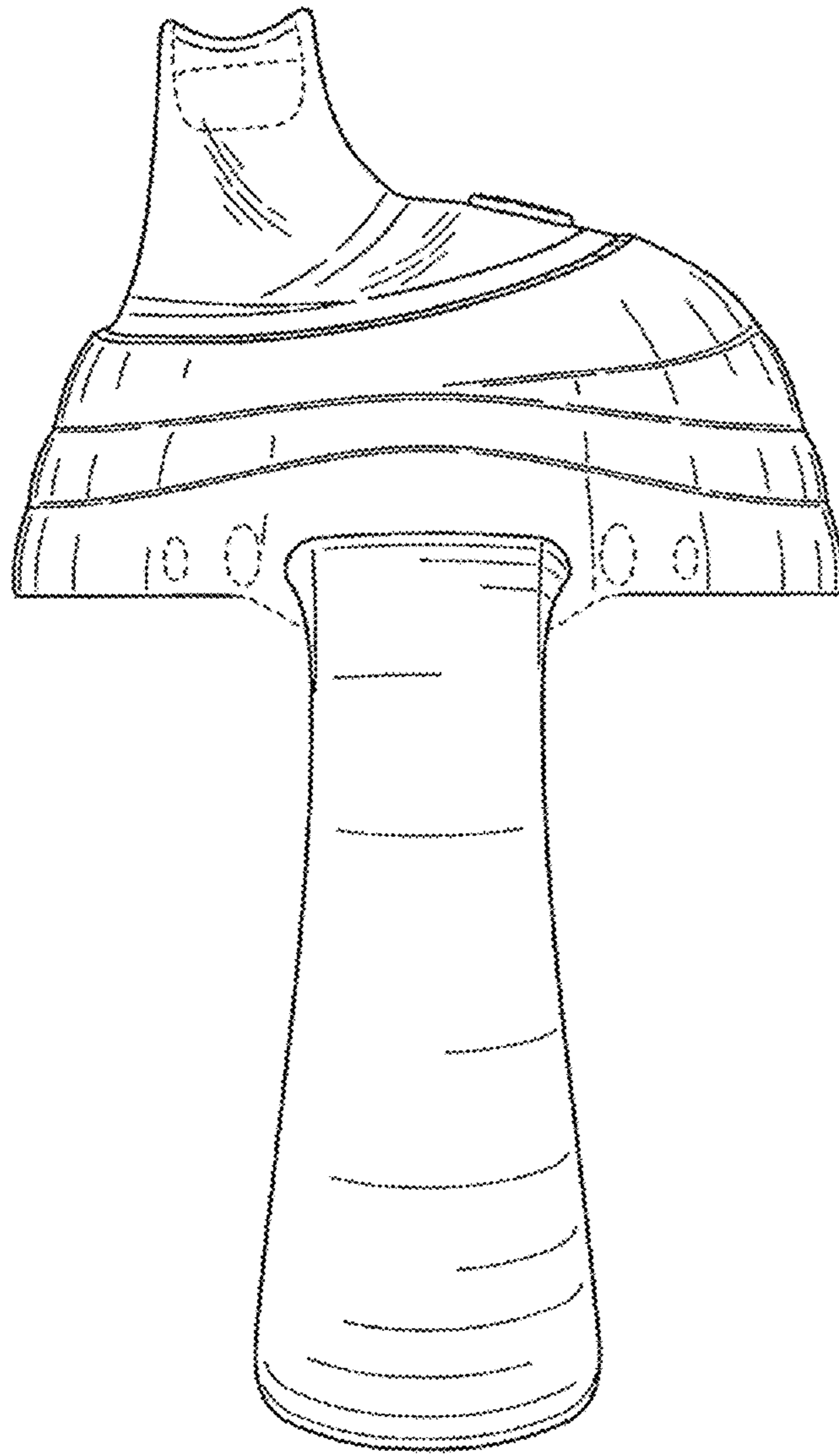


FIG. 4

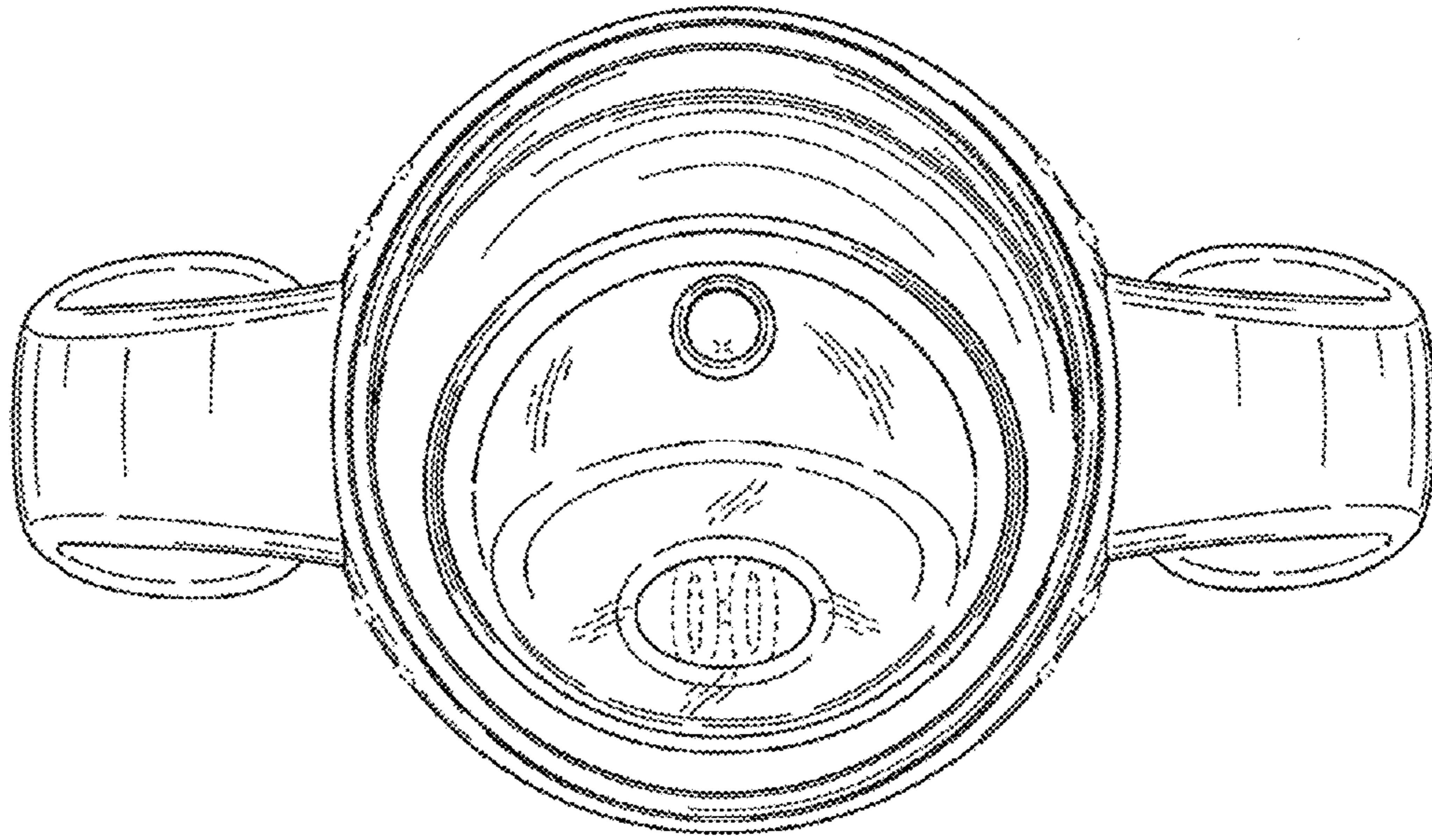


FIG. 5

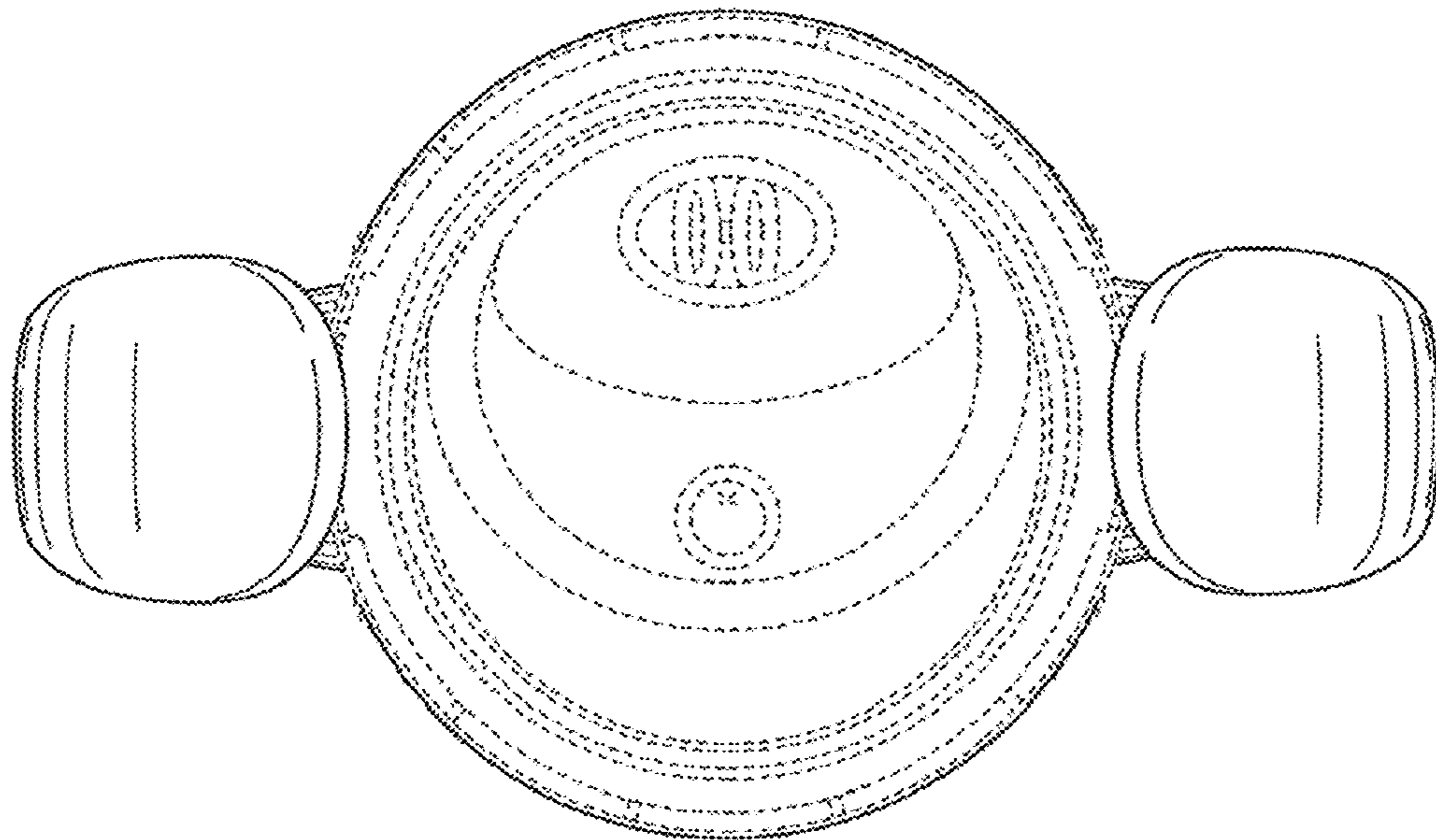


FIG. 6