



US00D747914S

(12) **United States Design Patent**  
**Schuler et al.**

(10) **Patent No.:** **US D747,914 S**  
(45) **Date of Patent:** **\*\* Jan. 26, 2016**

(54) **STEAM BASKET**

(71) Applicant: **Bradshaw International, Inc.**, Rancho Cucamonga, CA (US)

(72) Inventors: **Troy Schuler**, Rancho Cucamonga, CA (US); **Philippe De La Coussaye**, Annecy-le-Vieux (FR)

(73) Assignee: **Bradshaw International, Inc.**, Rancho Cucamonga, CA (US)

(\*\*) Term: **14 Years**

(21) Appl. No.: **29/500,630**

(22) Filed: **Aug. 27, 2014**

(30) **Foreign Application Priority Data**

Feb. 28, 2014 (EM) ..... 002415414-0010

(51) **LOC (10) Cl.** ..... **07-02**

(52) **U.S. Cl.**  
USPC ..... **D7/359; D7/354**

(58) **Field of Classification Search**  
USPC ..... D7/323, 332, 335-337, 354-355, D7/359-364, 387-388, 402, 407-409, 667  
CPC ..... A21B 2/00; A21B 3/00; A21B 3/13; A21B 3/15; A21B 5/00; A21B 5/02; A23N 12/06; A23N 12/08; A23N 12/10; A47J 36/20; A47J 37/00; A47J 37/04; A47J 37/041; A47J 37/042; A47J 37/06; A47J 37/0688; A47J 37/0694; A47J 37/07; A47J 37/0704; A47J 37/10; A47J 43/24; A47J 47/20; A47J 2037/00; A47J 2037/06; A47J 2037/0611; A47J 2037/07; A47J 2037/0786; A47J 2037/0795; A61F 2/0063; F24C 15/10; F24C 15/12; F24C 15/14; F24C 15/16; F24C 15/164; F24C 15/18

See application file for complete search history.

(56) **References Cited**

U.S. PATENT DOCUMENTS

D163,468	S	*	5/1951	Millard	.....	D7/667
2,667,117	A	*	1/1954	Millard	.....	A47J 36/20 16/425
4,138,939	A	*	2/1979	Feld	.....	A47J 43/24 99/418
4,953,452	A	*	9/1990	Tarlow	.....	A47J 36/20 116/221
D316,505	S	*	4/1991	Chow	.....	D7/409
5,349,898	A	*	9/1994	Po Wo Cheung	.....	A47J 36/20 126/369
D381,863	S	*	8/1997	Vineis	.....	366/347
D473,751	S	*	4/2003	Kaposi	.....	D7/409
6,616,685	B2	*	9/2003	Rousseau	.....	A61F 2/0063 606/151
D661,944	S	*	6/2012	Davies	.....	D7/354
D693,169	S	*	11/2013	Myoung	.....	D7/354

\* cited by examiner

*Primary Examiner* — Ricky Pham

(74) *Attorney, Agent, or Firm* — The Webb Law Firm


(57) **CLAIM**

The ornamental design for a steam basket, as shown and described.

**DESCRIPTION**

FIG. 1 is an upper perspective view of a steam basket in an unfolded state, showing our new design;  
FIG. 2 is a side view thereof in a folded state;  
FIG. 3 is a side view thereof in an unfolded state;  
FIG. 4 is a bottom view thereof in an unfolded state;  
FIG. 5 is a top view thereof in an unfolded state;  
FIG. 6 is a top view thereof in a folded state; and,  
FIG. 7 is a bottom view thereof in a folded state.

**1 Claim, 7 Drawing Sheets**






FIG. 1

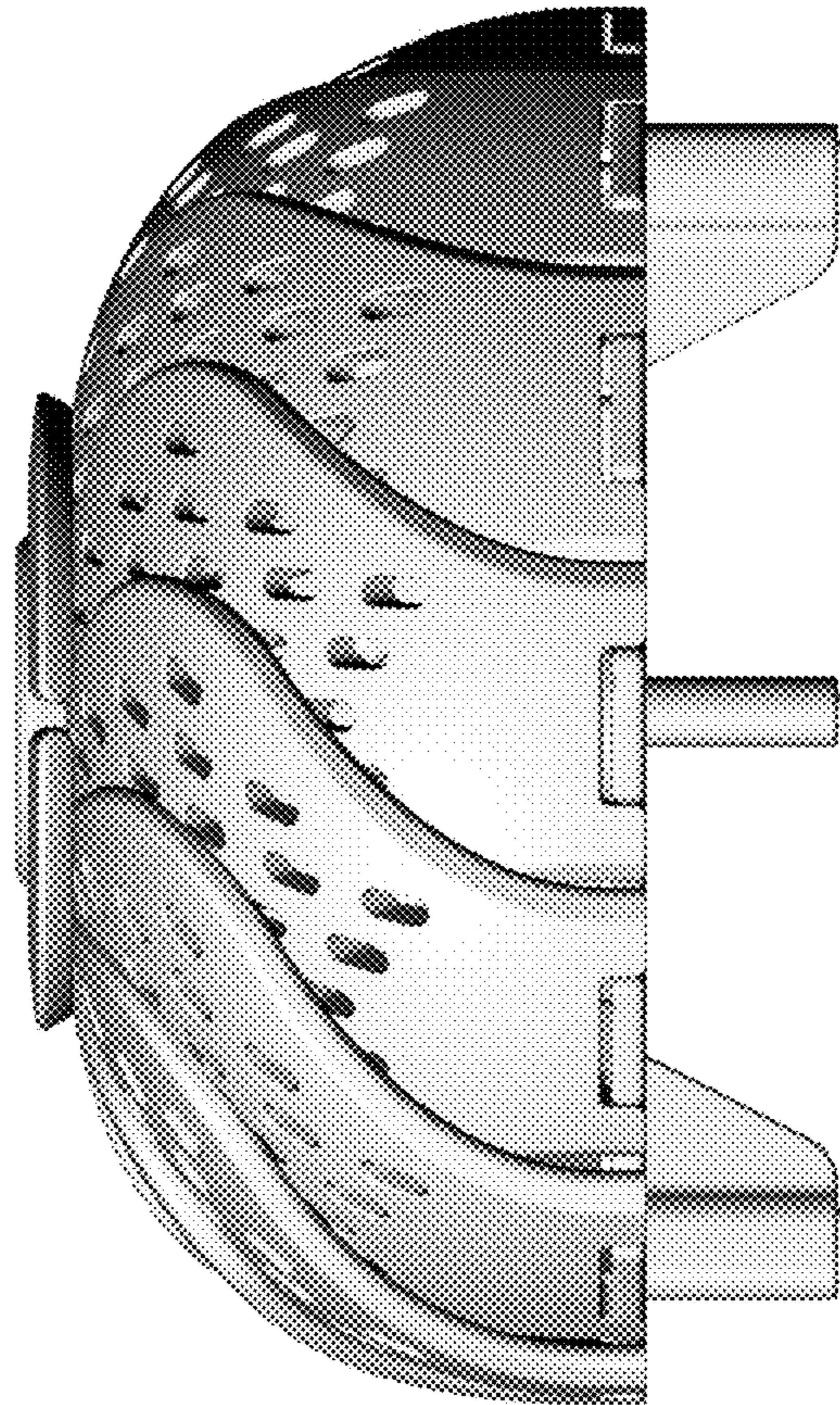


FIG. 2

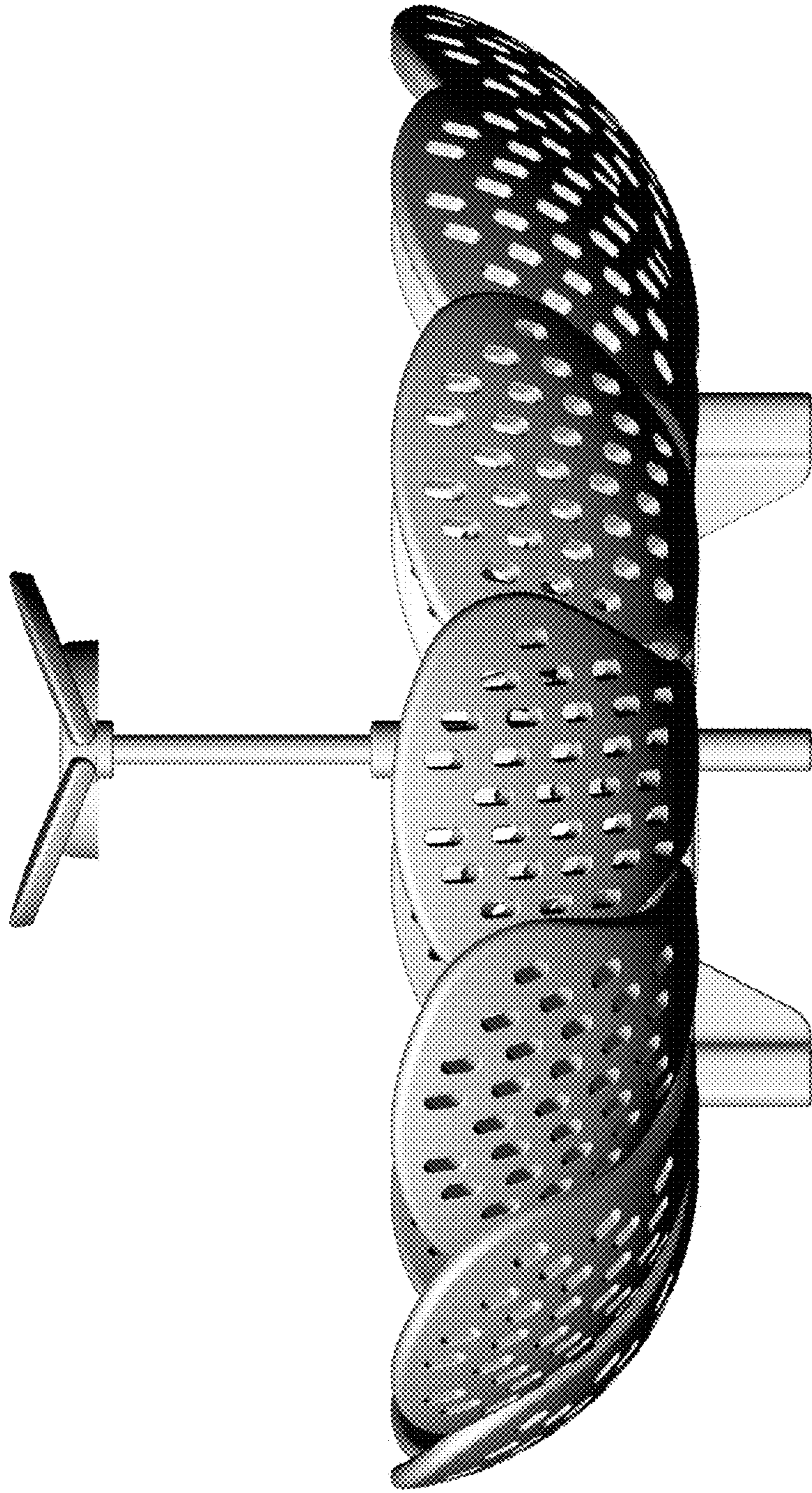


FIG. 3




FIG. 4




FIG. 5

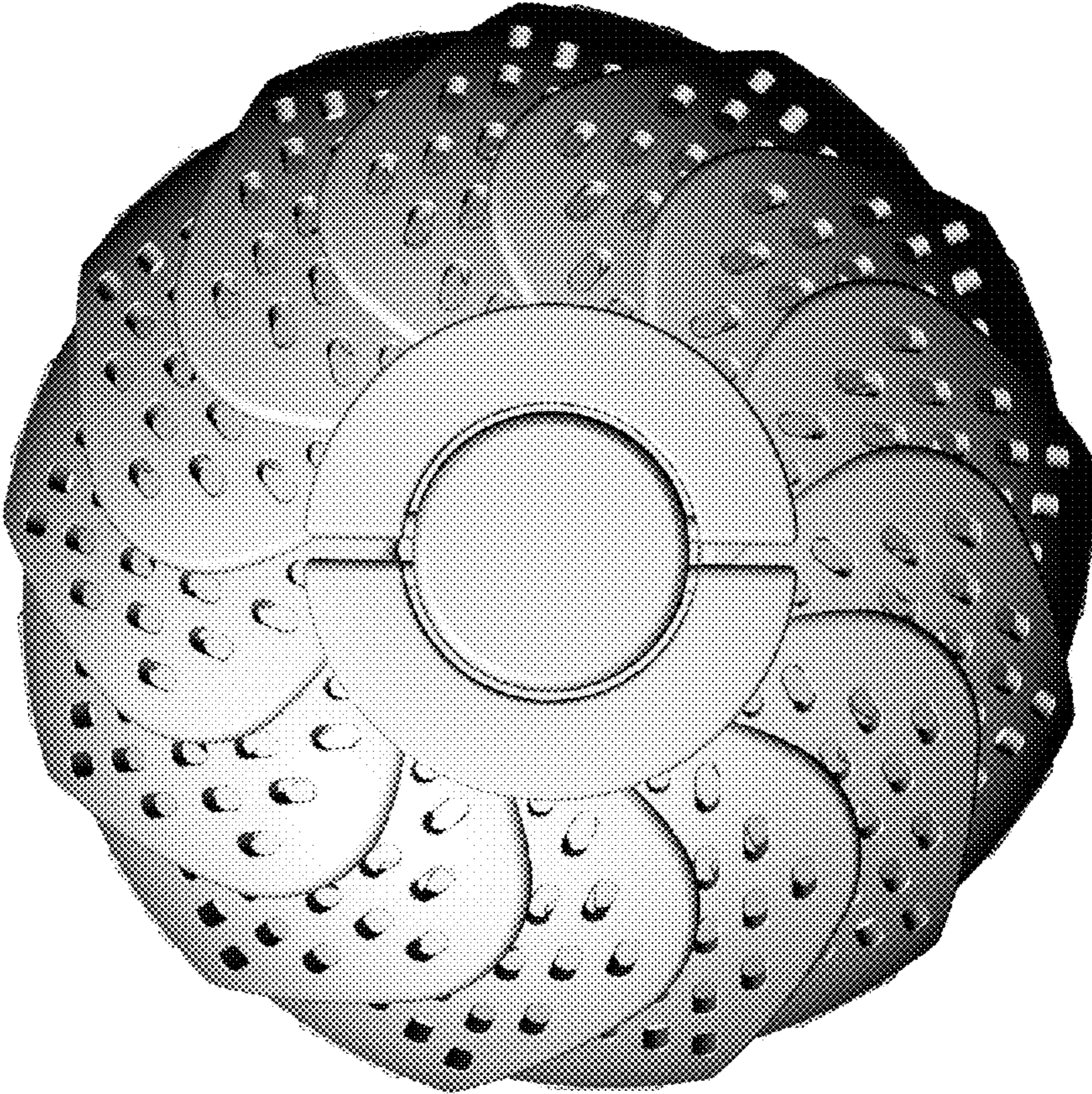


FIG. 6




FIG. 7