



US00D747902S

(12) **United States Design Patent**  
**Matloff**

(10) **Patent No.:** **US D747,902 S**  
(45) **Date of Patent:** **\*\* Jan. 26, 2016**

(54) **SHELVING UNITS**

D690,968 S \* 10/2013 Hawkins ..... D6/678.2  
D699,988 S \* 2/2014 Hawkins ..... D6/678.1  
D726,459 S \* 4/2015 Hawkins ..... D6/683.1

(71) Applicant: **Asian Express Holdings Limited,**  
Mongkok, Kowloon (HK)

\* cited by examiner

(72) Inventor: **Darren Matloff,** Houston, TX (US)

*Primary Examiner* — Kelley Donnelly

(73) Assignee: **ASIAN EXPRESS HOLDINGS LIMITED,** Hong Kong (HK)

(74) *Attorney, Agent, or Firm* — Knobbe Martens Olson & Bear LLP

(\*\*) Term: **14 Years**

(57) **CLAIM**

The ornamental design for shelving units, as shown and described.

(21) Appl. No.: **29/473,017**

**DESCRIPTION**

(22) Filed: **Nov. 18, 2013**

(51) **LOC (10) Cl.** ..... **06-06**

(52) **U.S. Cl.**  
USPC ..... **D6/678.1**

(58) **Field of Classification Search**  
USPC ..... D6/396–397, 431, 449, 466, 468, 470,  
D6/477–479, 574, 672, 678, 678.1;  
D14/126–129  
CPC ..... A47B 45/00; A47B 49/00; A47F 5/0018  
See application file for complete search history.

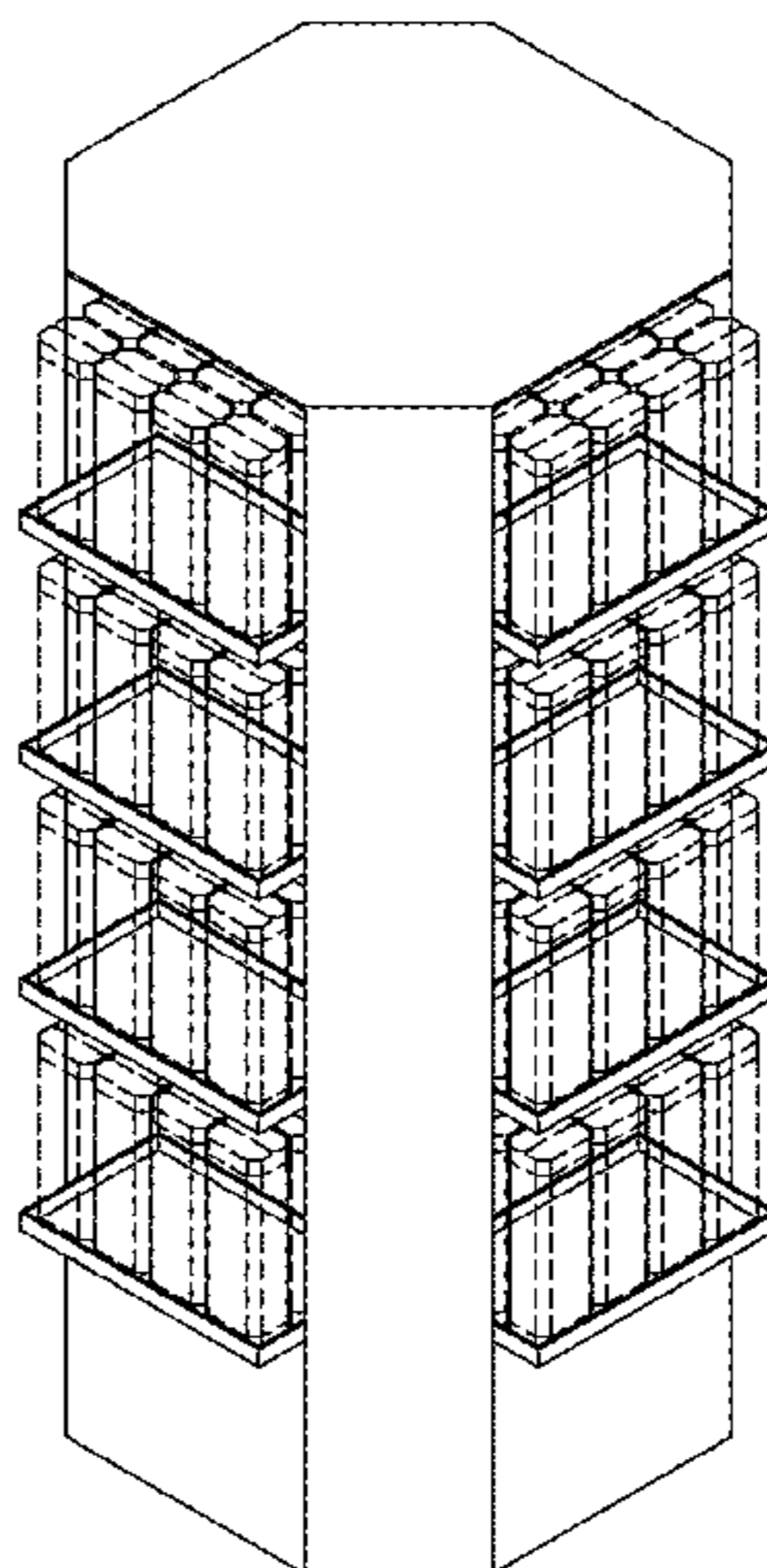
FIG. 1 is a front perspective view of a first embodiment of shelving units showing my new design; FIG. 2 is a front elevational view thereof, the rear elevational view, the left side elevational view, and the right side elevational view being mirror images thereof; FIG. 3 is a top plan view thereof; and FIG. 4 is a bottom plan view thereof. FIG. 5 is a front perspective view of a second embodiment of shelving units showing my new design; FIG. 6 is a front elevational view thereof; FIG. 7 is a rear elevational view thereof; FIG. 8 is a left side elevational view thereof, the right side elevational view being a mirror image thereof; FIG. 9 is a top plan view thereof; and FIG. 10 is a bottom plan view thereof. FIG. 11 is a front perspective view of a third embodiment of shelving units showing my new design; FIG. 12 is a front elevational view thereof, the rear elevational view being a mirror image thereof; FIG. 13 is a left side elevational view thereof, the right side elevational view being a mirror image thereof; FIG. 14 is a top plan view thereof; and FIG. 15 is a bottom plan view thereof. The broken lines in the Figures show portions of the shelving units which form no part of the claimed design.

(56) **References Cited**

**U.S. PATENT DOCUMENTS**

D152,330 S *	1/1949	Dillon	.....	D6/477
D164,966 S *	10/1951	Snyder	.....	D6/436
D296,283 S *	6/1988	Hardy	.....	D6/678.1
D315,995 S *	4/1991	Miller	.....	D6/662.1
D325,137 S *	4/1992	Porter	.....	D6/676.1
D329,552 S *	9/1992	Wells et al.	.....	D6/678.1
D369,485 S *	5/1996	Lechleiter et al.	.....	D6/678
D431,936 S *	10/2000	Moen et al.	.....	D6/678.1
D632,509 S *	2/2011	Perc	.....	D6/675.1
D638,639 S *	5/2011	Ma	.....	D6/678.1
D657,591 S *	4/2012	Sanchez	.....	D6/675.1
D685,206 S *	7/2013	Hawkins	.....	D6/675.1
D687,183 S *	7/2013	Davis et al.	.....	D28/9

**1 Claim, 7 Drawing Sheets**



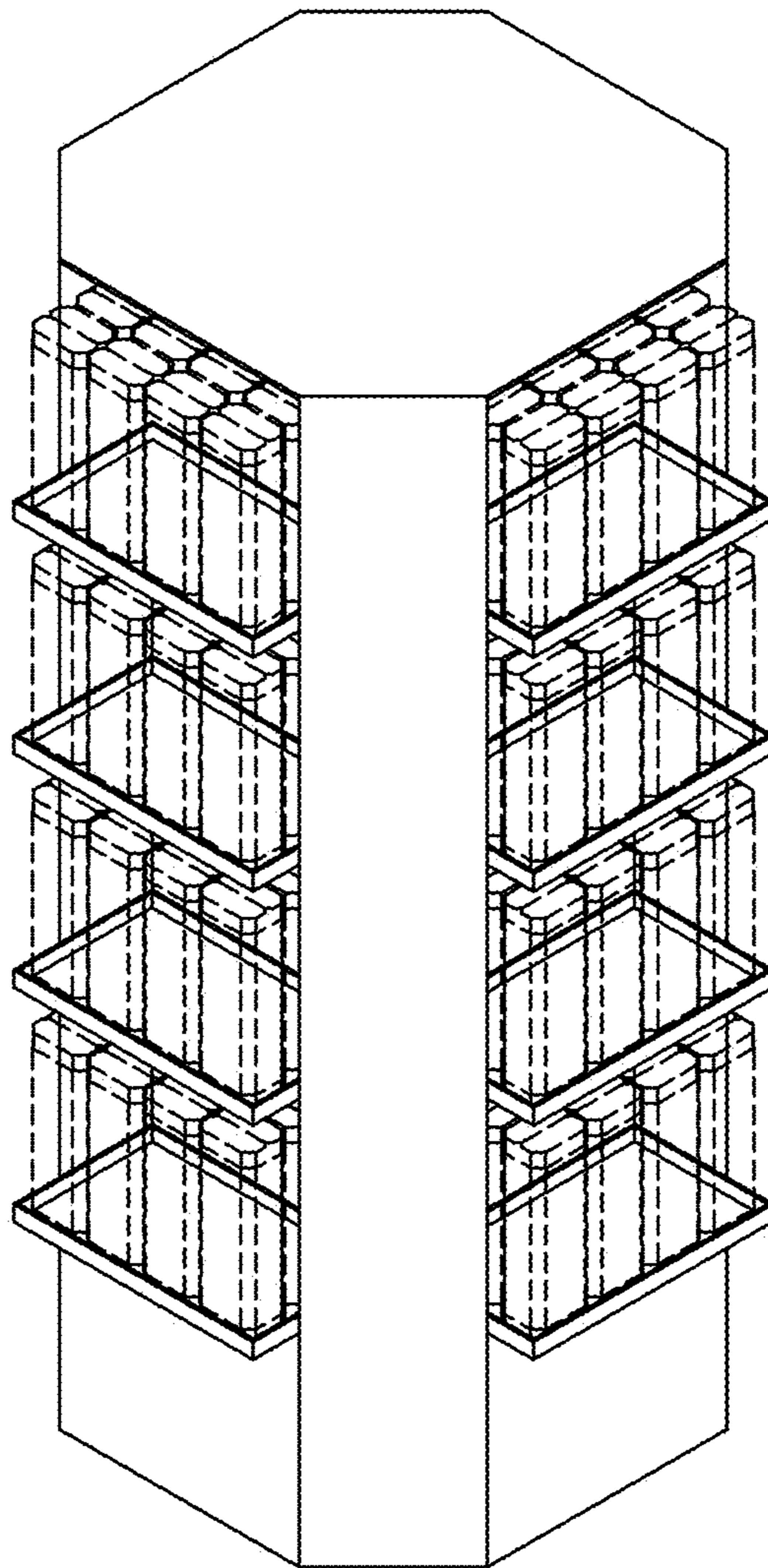


FIG. 1

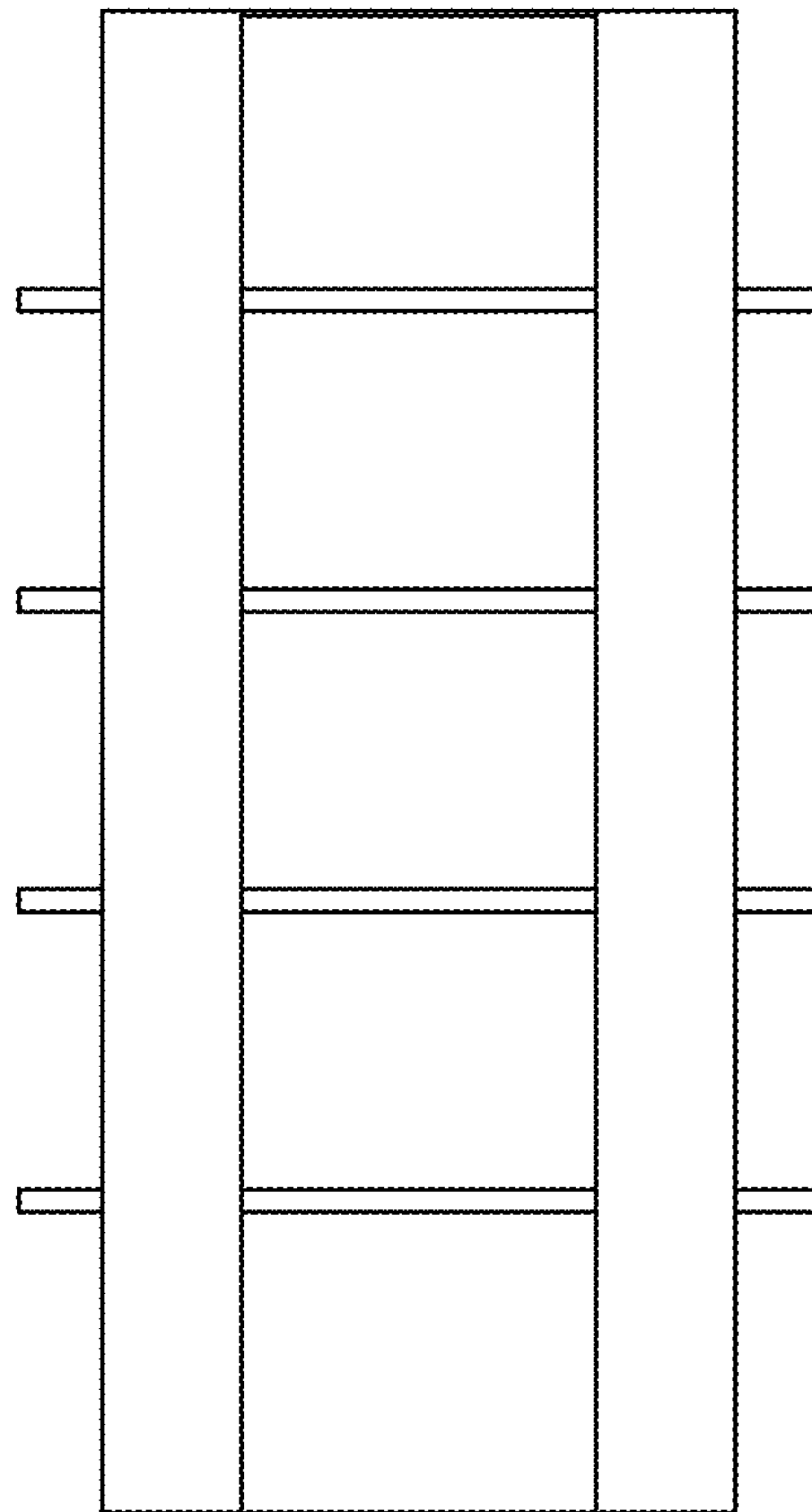


FIG. 2

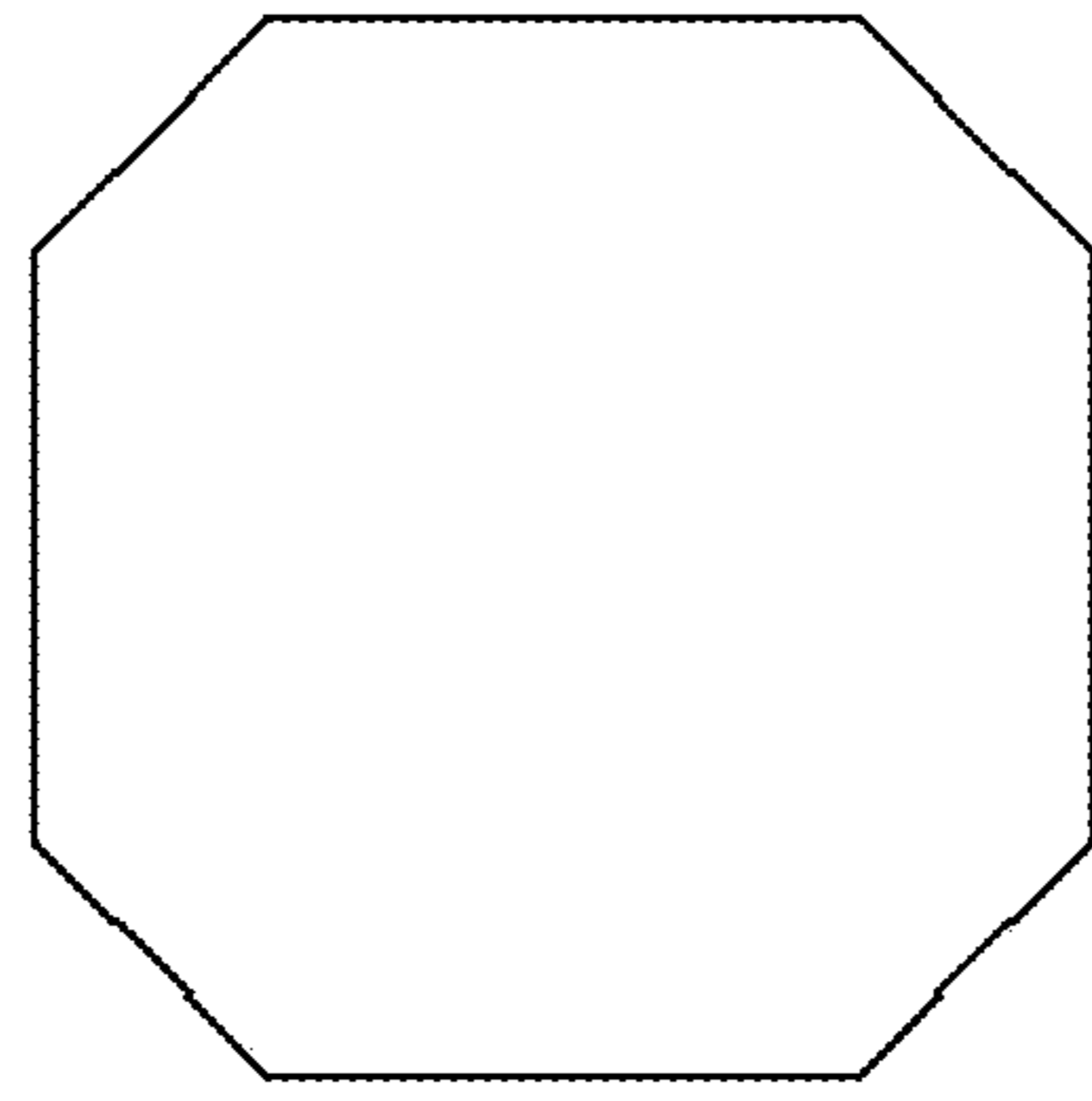


FIG. 3

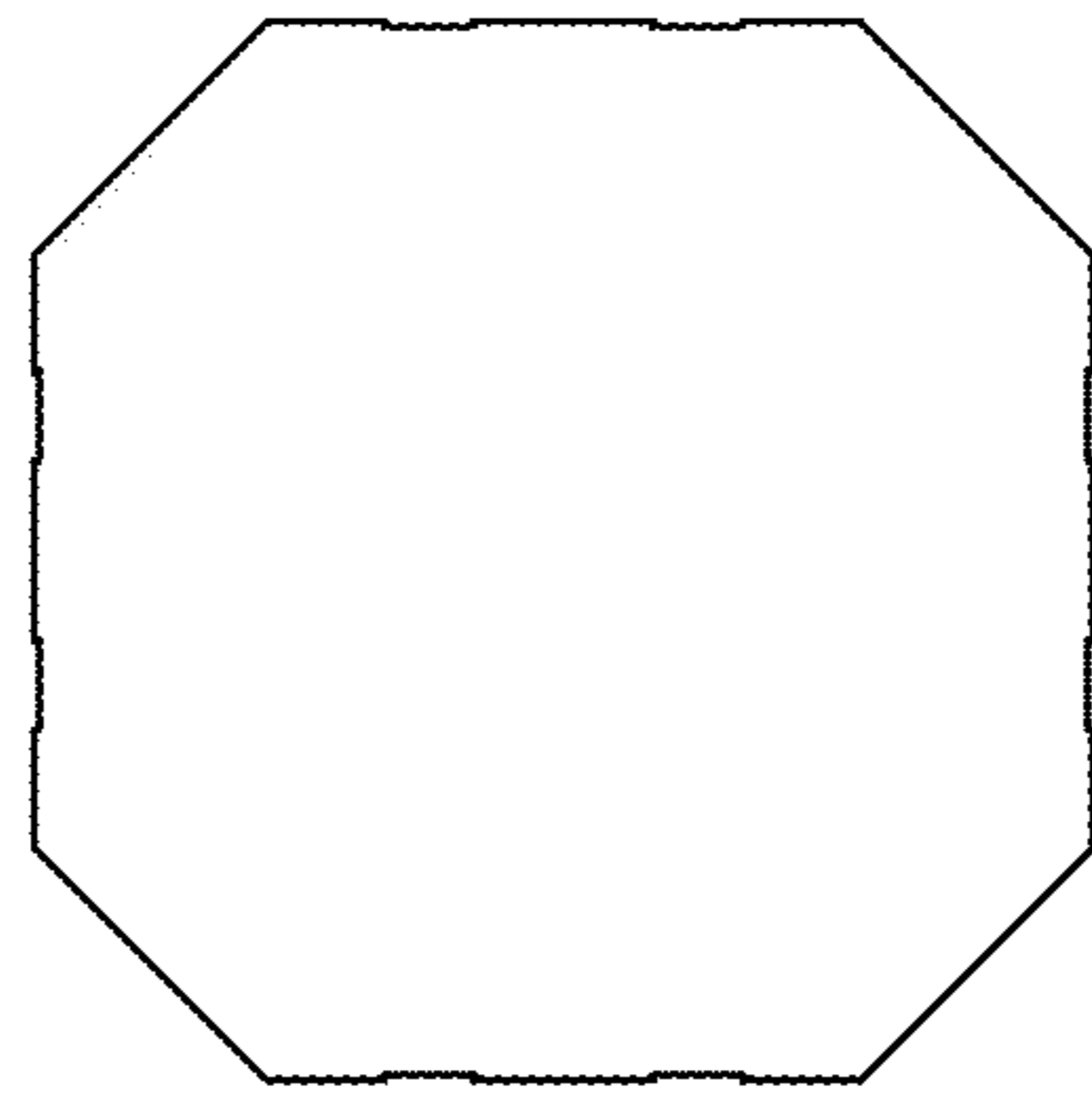


FIG. 4

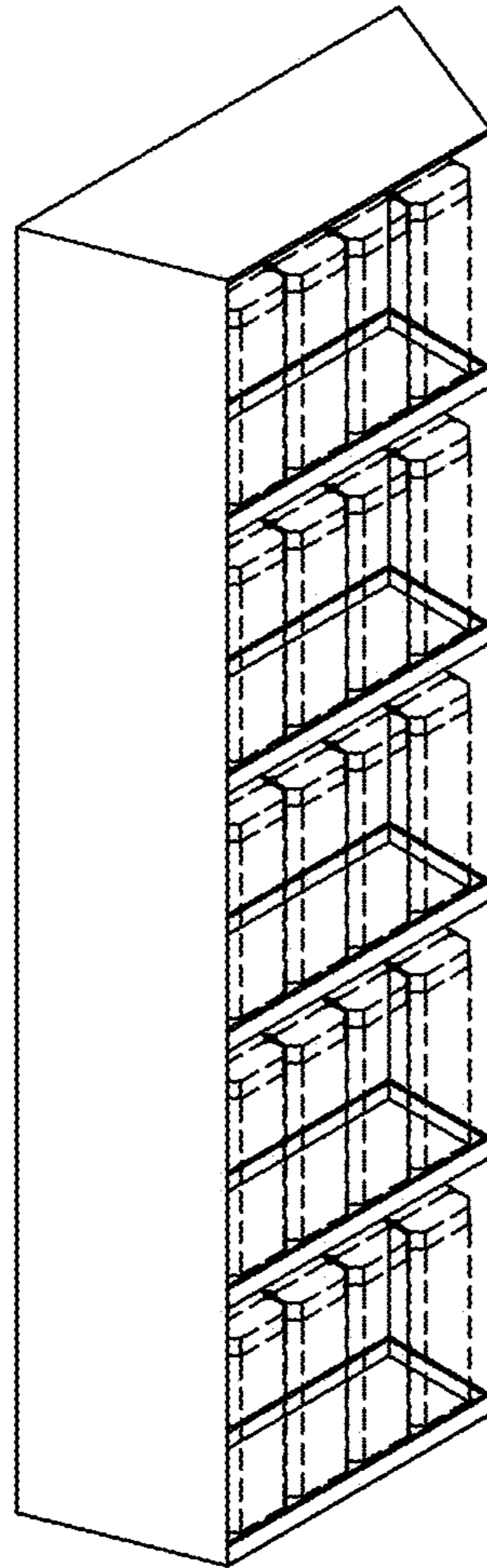


FIG. 5



FIG. 9




FIG. 6




FIG. 7



FIG. 8



FIG. 10

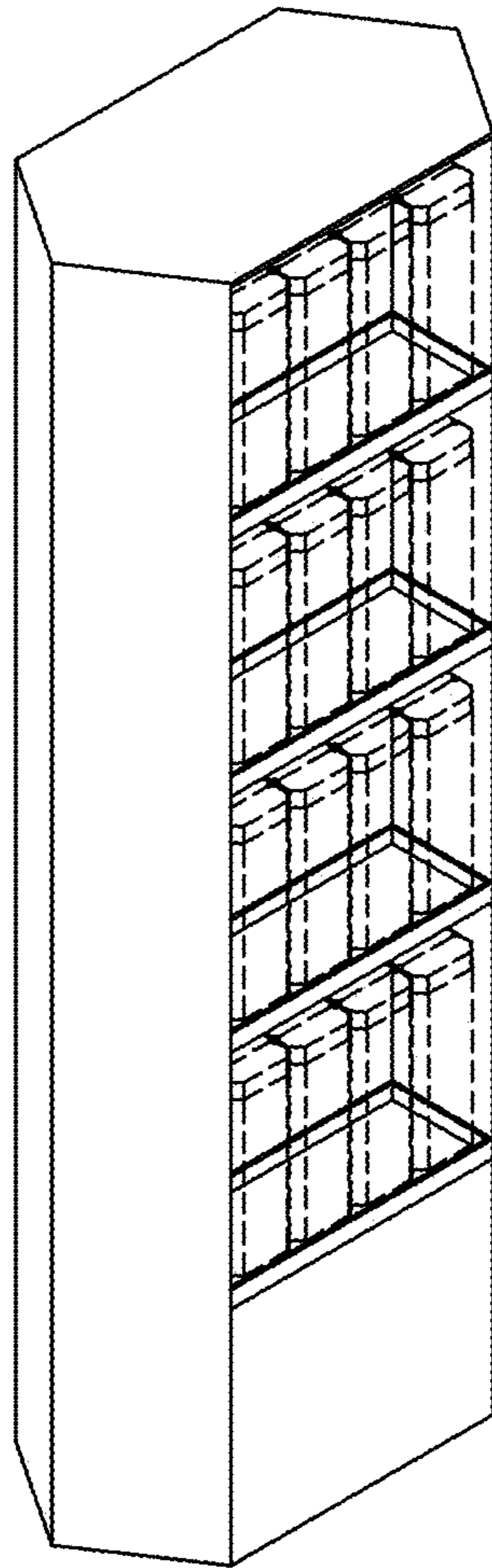


FIG. 11




FIG. 14

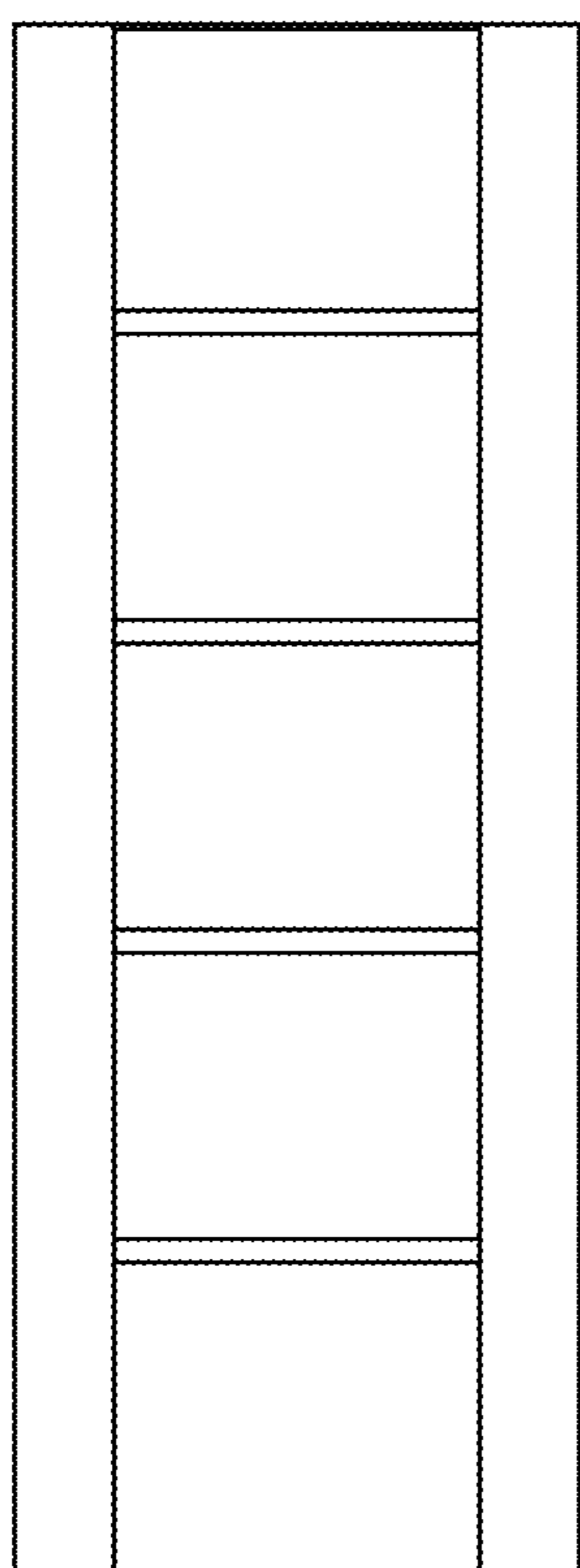


FIG. 12




FIG. 13




FIG. 15



UNITED STATES PATENT AND TRADEMARK OFFICE  
**CERTIFICATE OF CORRECTION**

PATENT NO. : D747,902 S  
APPLICATION NO. : 29/473017  
DATED : January 26, 2016  
INVENTOR(S) : Darren Matloff

Page 1 of 1

It is certified that error appears in the above-identified patent and that said Letters Patent is hereby corrected as shown below:

In column 2 (Title page 1, item 57) at line 17, Change “minor” to --mirror--.

Signed and Sealed this  
Sixth Day of September, 2016



Michelle K. Lee  
*Director of the United States Patent and Trademark Office*