



US00D747899S

(12) **United States Design Patent**
Klein

(10) **Patent No.:** **US D747,899 S**
(45) **Date of Patent:** **** Jan. 26, 2016**

(54) **PILLOW**
(71) Applicant: **Fabrice Klein**, New York, NY (US)
(72) Inventor: **Fabrice Klein**, New York, NY (US)
(**) Term: **15 Years**
(21) Appl. No.: **29/542,340**
(22) Filed: **Oct. 13, 2015**
(51) **LOC (10) Cl.** **06-09**
(52) **U.S. Cl.**
USPC **D6/601**
(58) **Field of Classification Search**
USPC D6/595-601, 604; D21/803, 804;
D24/183, 184; D30/118
CPC A47C 7/363; A47C 23/00; A47C 27/146;
A47G 9/10; A47G 9/101027; A47G 9/1036;
A47G 9/1081
See application file for complete search history.

D672,184 S 12/2012 Alletto, Jr.
D672,186 S 12/2012 Alletto, Jr.
8,448,273 B2 5/2013 Walker et al.
8,572,779 B2 11/2013 Pratt et al.
8,646,134 B1 2/2014 Alletto, Jr.
8,887,332 B2 11/2014 Alletto
D722,239 S * 2/2015 Russell D6/601
8,950,029 B2 2/2015 Tidwell
9,015,883 B2 4/2015 Aletto
2006/0075562 A1 4/2006 DiGirolamo
2012/0017374 A1 1/2012 Hunter et al.
2012/0255126 A1 10/2012 Abdo
2013/0191998 A1 8/2013 Wootten, Jr.
2013/0263377 A1 10/2013 Wootten, Jr.
2014/0189955 A1 7/2014 Aletto, Jr.
2014/0230152 A1 8/2014 Wootten, Jr. et al.
2014/0283303 A1 9/2014 Rochlin
2015/0074911 A1 * 3/2015 Dungan A47G 9/1036
5/636

* cited by examiner

Primary Examiner — Mary Ann Calabrese
(74) *Attorney, Agent, or Firm* — Onofrio Law; Dara L. Onofrio, Esq

(56) **References Cited**
U.S. PATENT DOCUMENTS

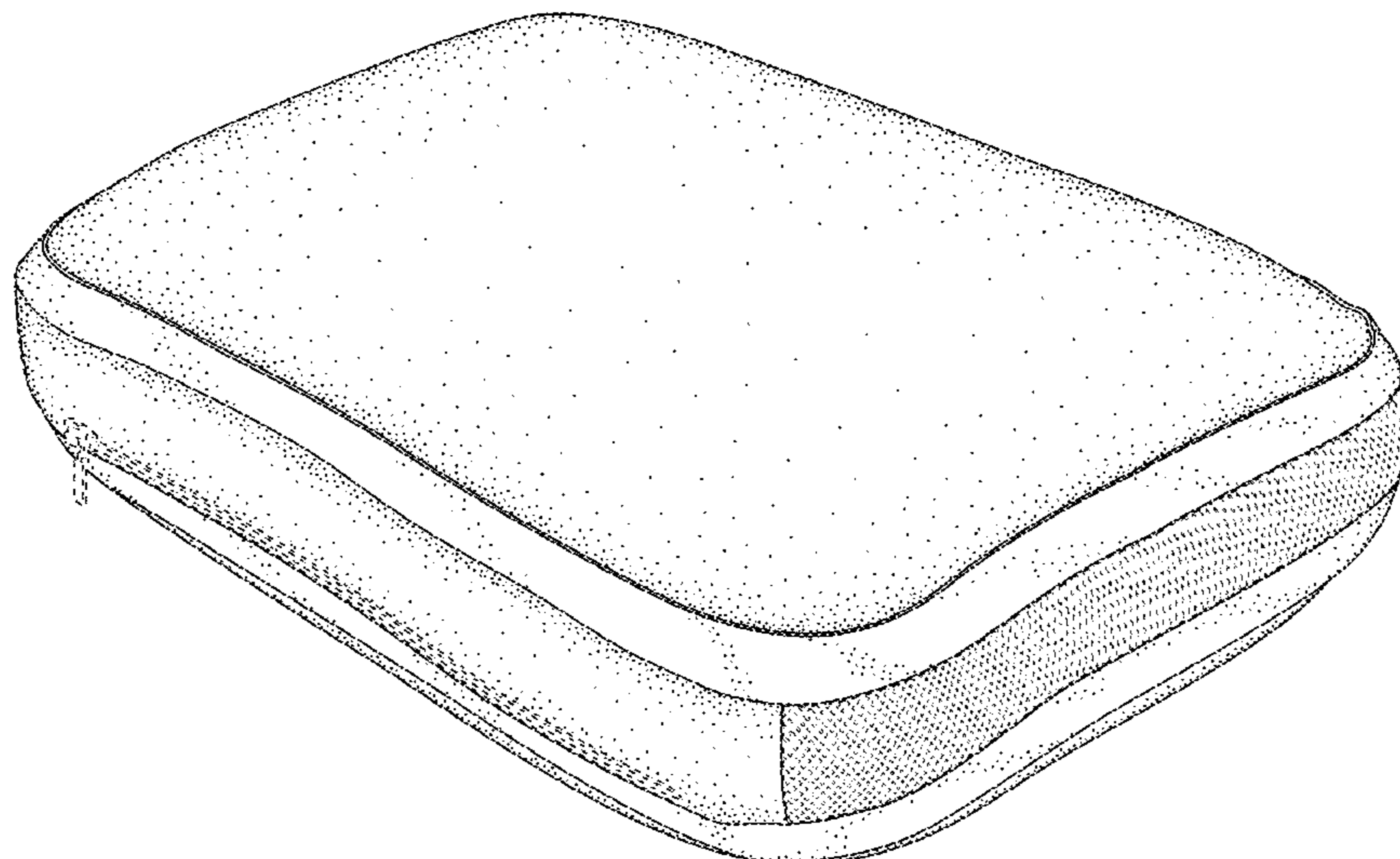
765,519 A 7/1904 Sperry
2,805,428 A 9/1957 Buchman
3,543,313 A 12/1970 Schweigert
4,021,871 A 5/1977 Wortman
4,508,044 A 4/1985 Downey et al.
D364,985 S * 12/1995 Burdorf D21/713
6,226,818 B1 5/2001 Rudick
6,510,573 B1 * 1/2003 Grabe A47G 9/1027
5/490
6,891,078 B1 5/2005 Dillard
D517,698 S * 3/2006 Savage D24/200
7,152,263 B1 12/2006 Delfs
D584,012 S * 12/2008 Abernathy D30/118
7,461,424 B2 12/2008 Lindell
7,562,405 B2 7/2009 Brogan
D643,125 S * 8/2011 Seidel D24/184
8,028,360 B2 10/2011 Regan et al.
D672,183 S 12/2012 Alletto, Jr.

(57) **CLAIM**
The ornamental design for a pillow, as shown and described.

DESCRIPTION

FIG. 1 is a perspective view of a pillow showing my new design;
FIG. 2 is a rear view thereof;
FIG. 3 is a front view thereof;
FIG. 4 is a left side view thereof;
FIG. 5 is a right view thereof;
FIG. 6 is a top view thereof; and,
FIG. 7 is a bottom view thereof.
The subject matter depicted in the dashed lines in FIGS. 1, 2, 4 and 5 illustrate environment and form no part of the claimed design.

1 Claim, 5 Drawing Sheets



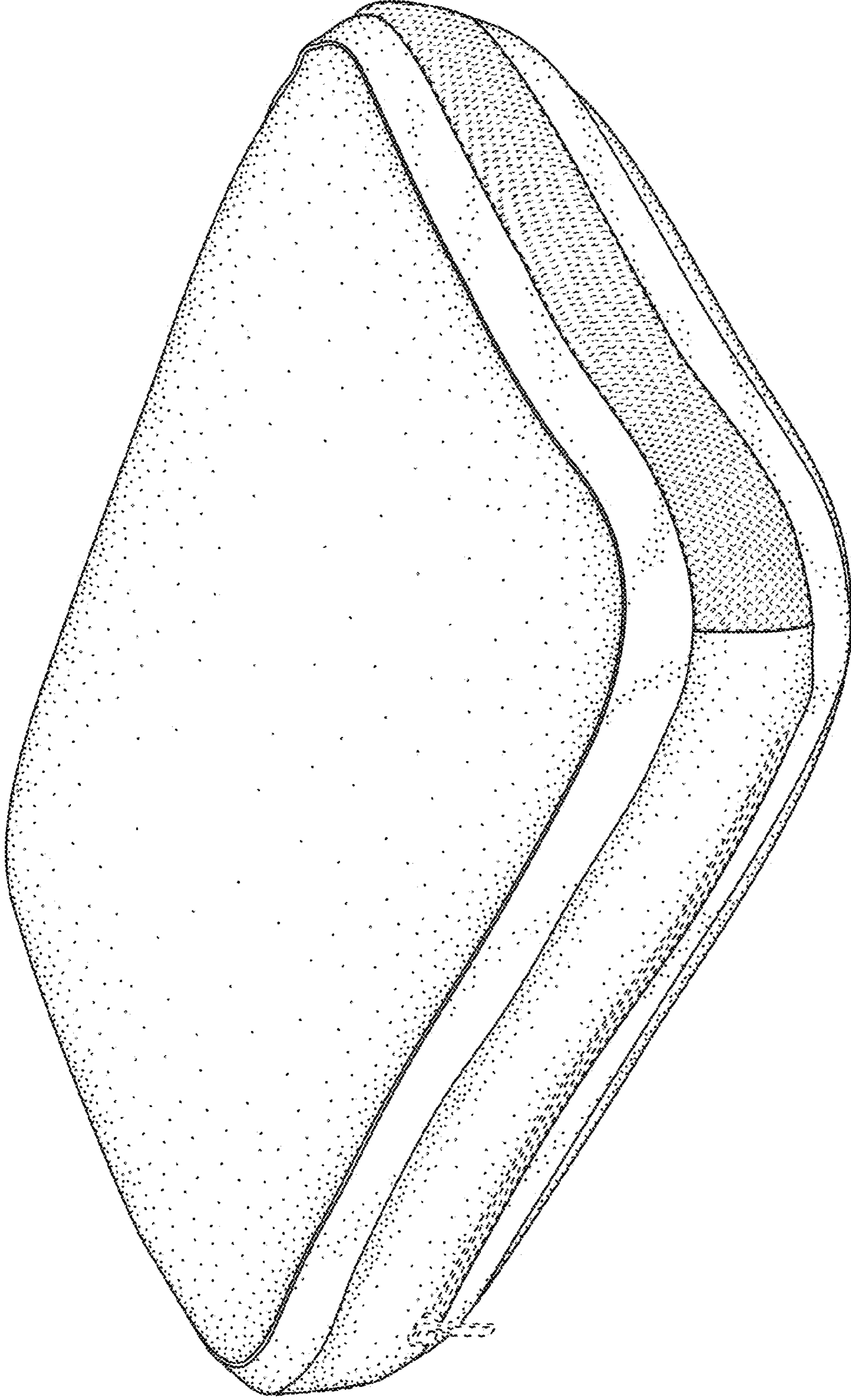


FIG. 1




FIG. 2




FIG. 3

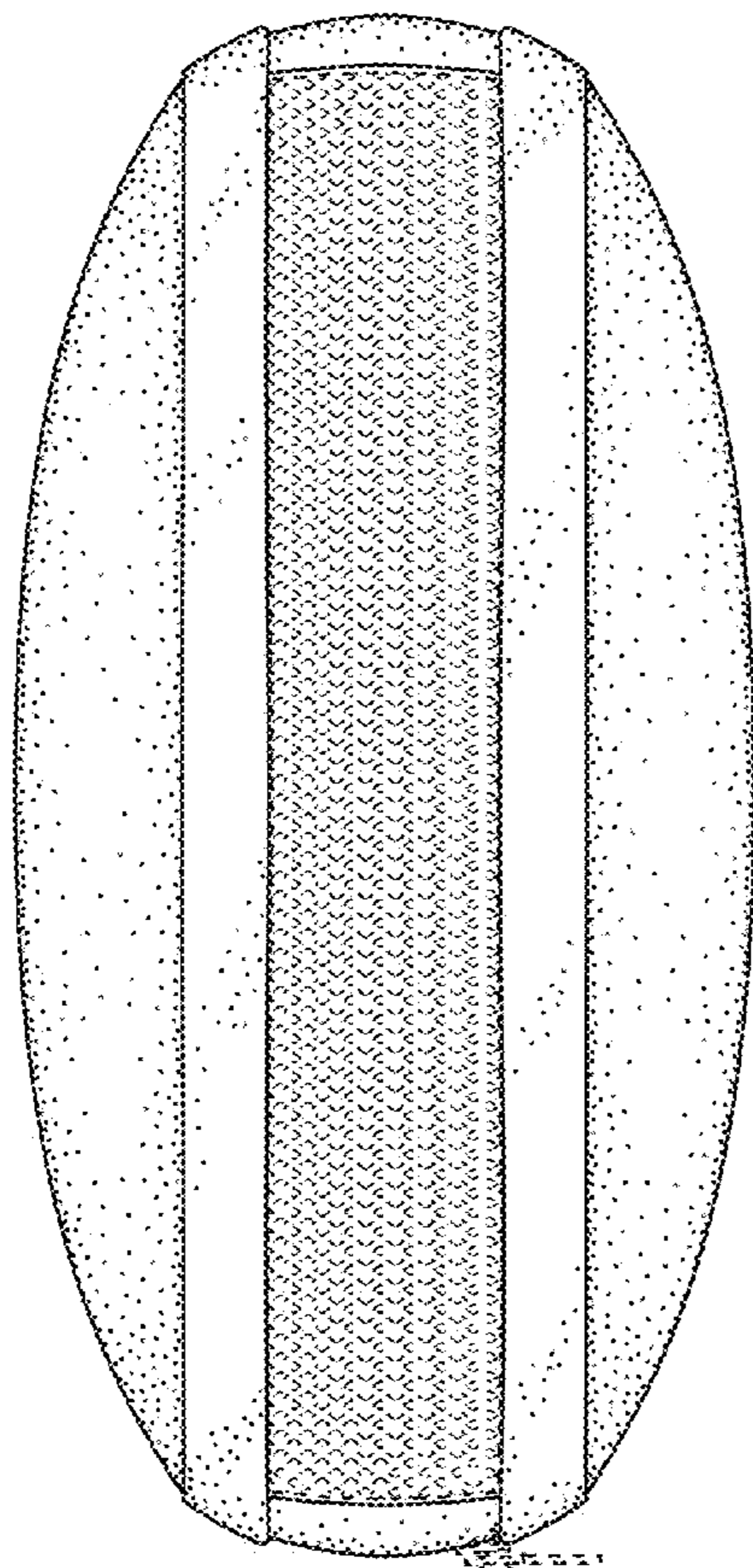


FIG. 4

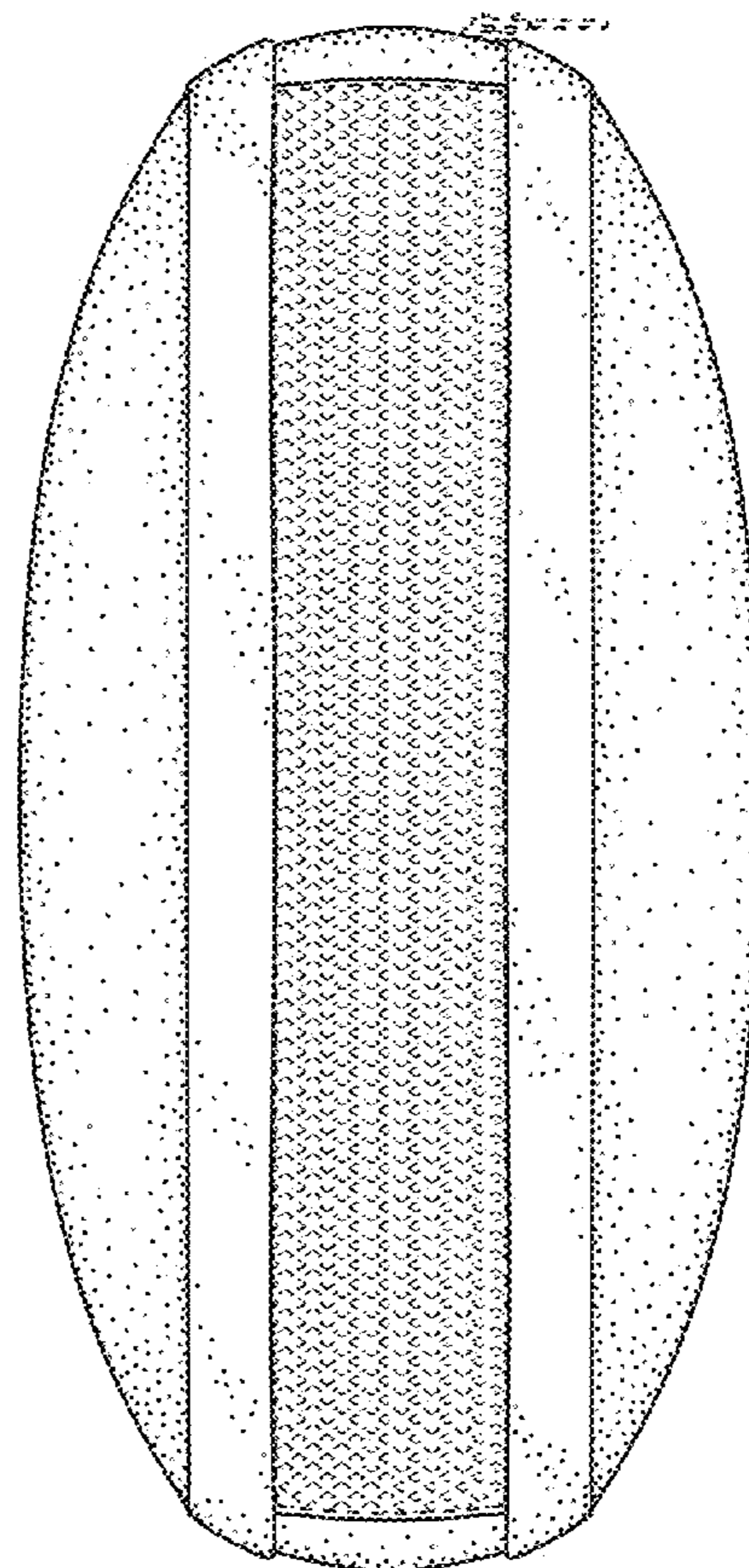


FIG. 5




FIG. 6




FIG. 7