



US00D747881S

(12) **United States Design Patent**
Li

(10) **Patent No.:** **US D747,881 S**
(45) **Date of Patent:** **** Jan. 26, 2016**

- (54) **TOOTHBRUSH**
- (71) Applicant: **United Exchange Corporation,**
Cerritos, CA (US)
- (72) Inventor: **Kelvin Li,** Taipei (TW)
- (73) Assignee: **United Exchange Corporation,**
Cerritos, CA (US)
- (**) Term: **14 Years**
- (21) Appl. No.: **29/504,465**
- (22) Filed: **Oct. 6, 2014**
- (51) **LOC (10) Cl.** **04-02**
- (52) **U.S. Cl.**
USPC **D4/104; D4/112**
- (58) **Field of Classification Search**
USPC D4/101, 104-113
CPC A46B 3/00; A46B 9/00; A46B 9/02;
A46B 9/04; A46B 9/045; A46B 2200/10;
A46B 2200/1026; A46B 2200/1046; A46B
2200/1053; A46B 2200/1066; A46B
2200/1073; A46B 2200/108; A46B 200/1086
See application file for complete search history.

- (56) **References Cited**
U.S. PATENT DOCUMENTS
- 4,454,623 A * 6/1984 O'Halloran A46B 5/02
15/143.1
- 4,654,921 A * 4/1987 Dinner A46B 5/02
15/143.1
- D324,958 S * 3/1992 Piano D4/104
- 5,138,737 A * 8/1992 Thomas A46B 5/02
15/143.1
- 5,623,739 A * 4/1997 Thompson A46B 5/02
15/143.1
- 6,292,973 B1 * 9/2001 Moskovich A46B 5/0054
15/143.1
- D451,283 S * 12/2001 Moskovich D4/104

- D490,983 S * 6/2004 Tini D4/104
- 7,334,286 B2 * 2/2008 Kayser A46B 5/0075
15/143.1
- D619,369 S * 7/2010 Nanda D4/104
- D657,567 S * 4/2012 Geiberger D4/104
- D694,524 S * 12/2013 Erskine-Smith D4/104
- D699,041 S * 2/2014 Waitesmith D4/104
- 8,931,855 B1 * 1/2015 Foley A46B 9/04
300/21
- D723,284 S * 3/2015 Wong D4/104
- 2015/0013088 A1 * 1/2015 Li A46B 9/04
15/167.1

OTHER PUBLICATIONS

Photograph of third-party toothbrush submitted by Applicant as prior art on Nov. 6, 2014.*

* cited by examiner

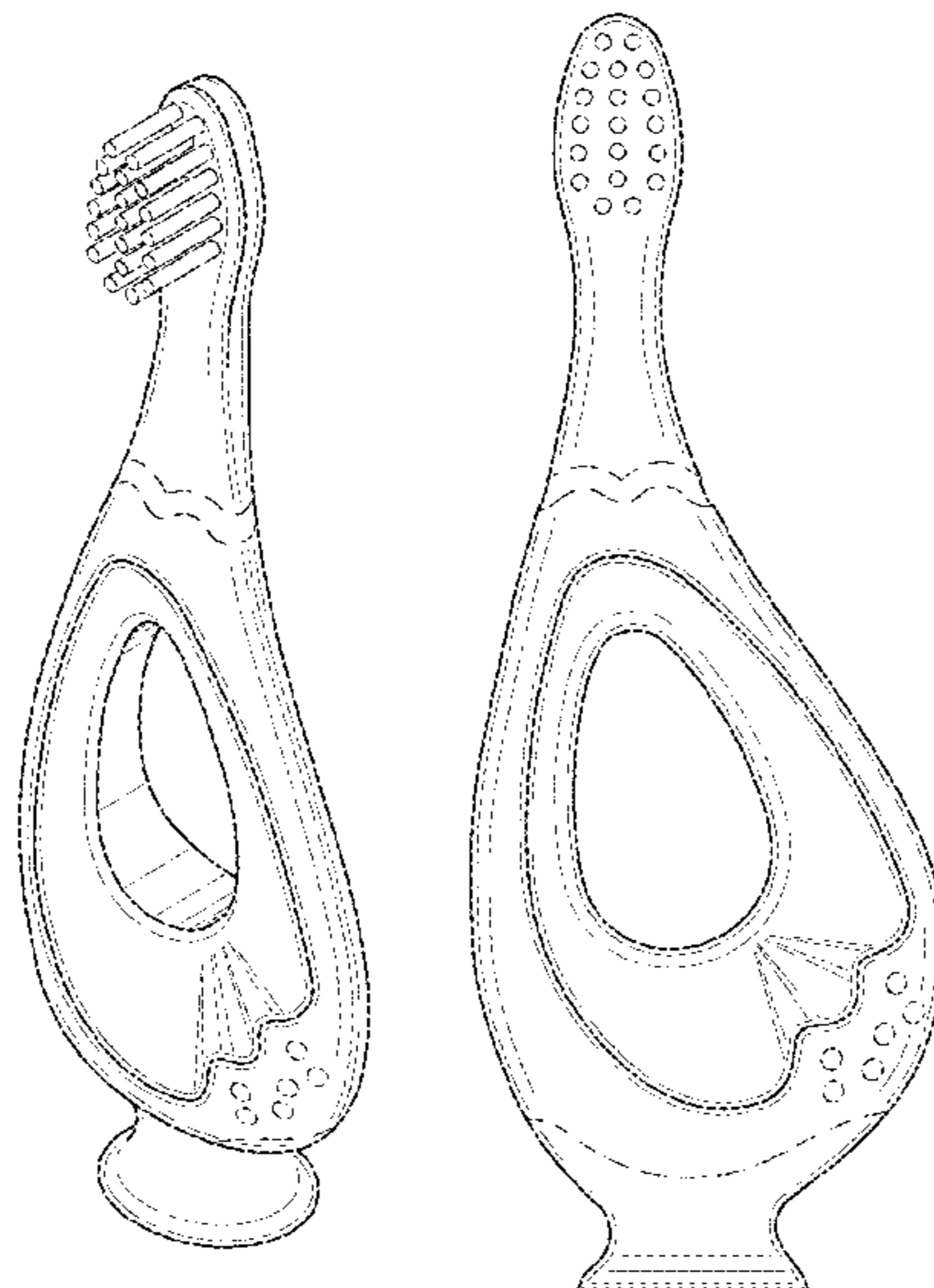
Primary Examiner — Clare E Heflin
(74) *Attorney, Agent, or Firm* — Eric Kelly

(57) **CLAIM**
The ornamental design for a toothbrush, as shown and described.

DESCRIPTION

FIG. 1 is a perspective view of a toothbrush showing the new design;
FIG. 2 is a front view of the toothbrush shown in FIG. 1;
FIG. 3 is a rear view of the toothbrush shown in FIG. 1;
FIG. 4 is a right side view of the toothbrush shown in FIG. 1;
FIG. 5 is a left side view of the toothbrush shown in FIG. 1;
FIG. 6 is a top plan view of the toothbrush shown in FIG. 1;
and,
FIG. 7 is a bottom plan view of the toothbrush shown in FIG. 1.
The broken lines shown on the drawings depict portions of the toothbrush that form no part of the claimed design.

1 Claim, 4 Drawing Sheets



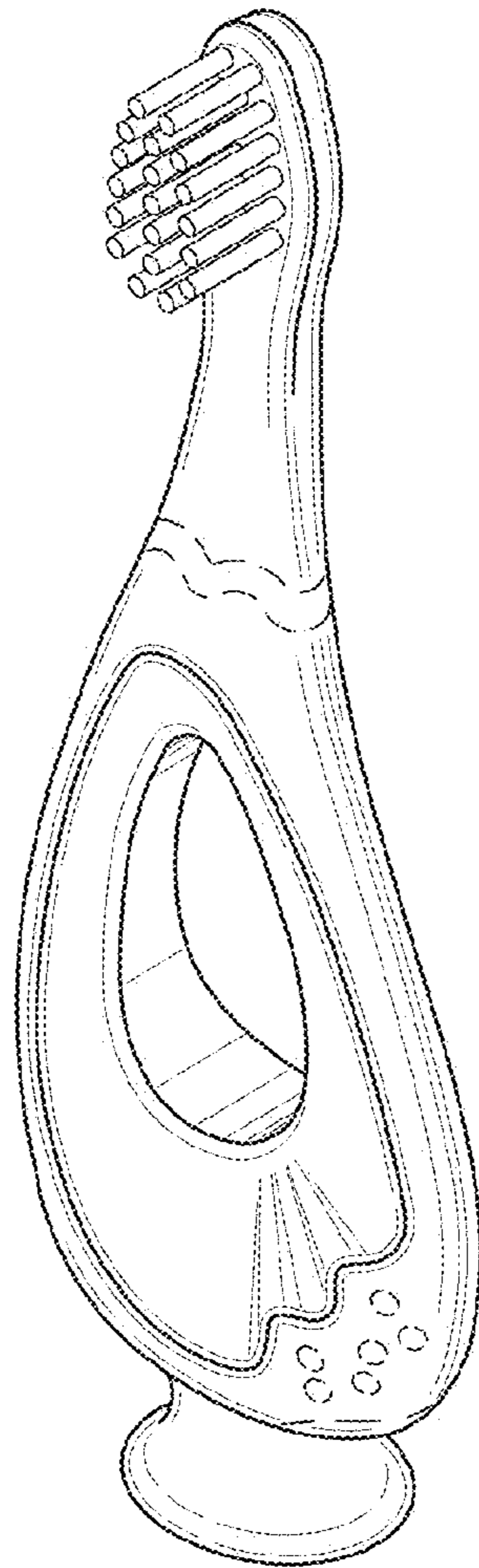


FIG. 1

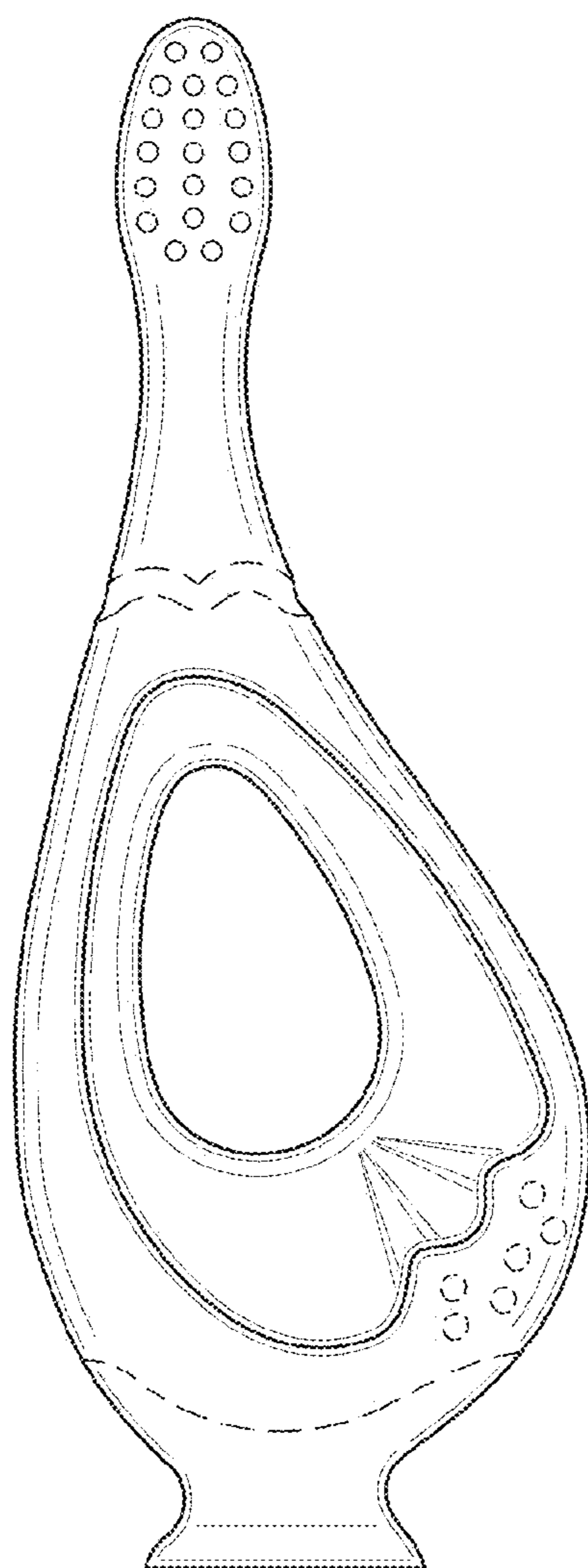


FIG. 2

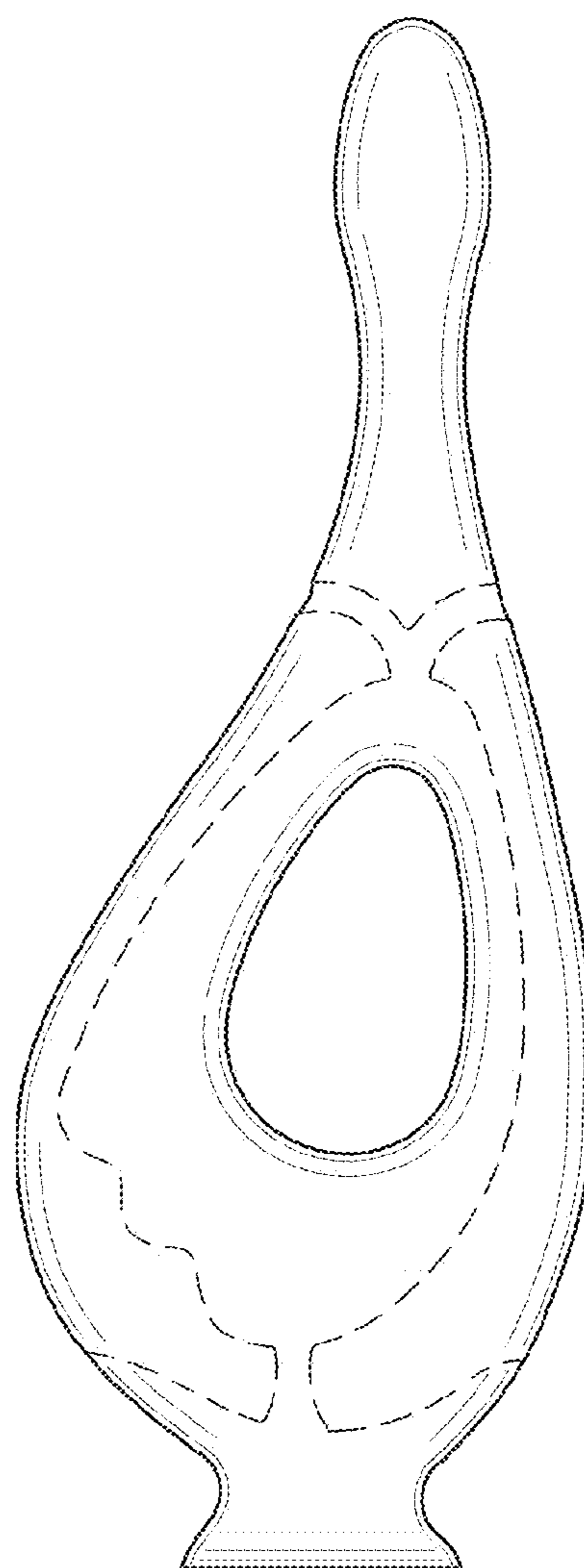


FIG. 3

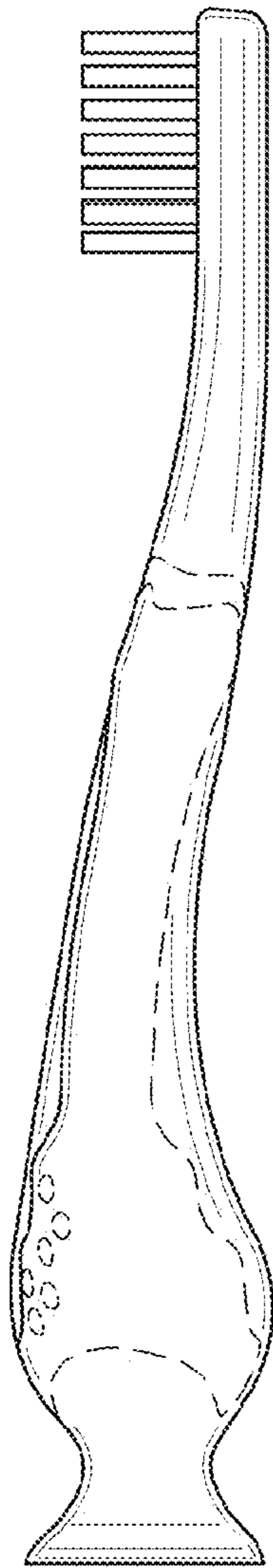


FIG. 4




FIG. 5

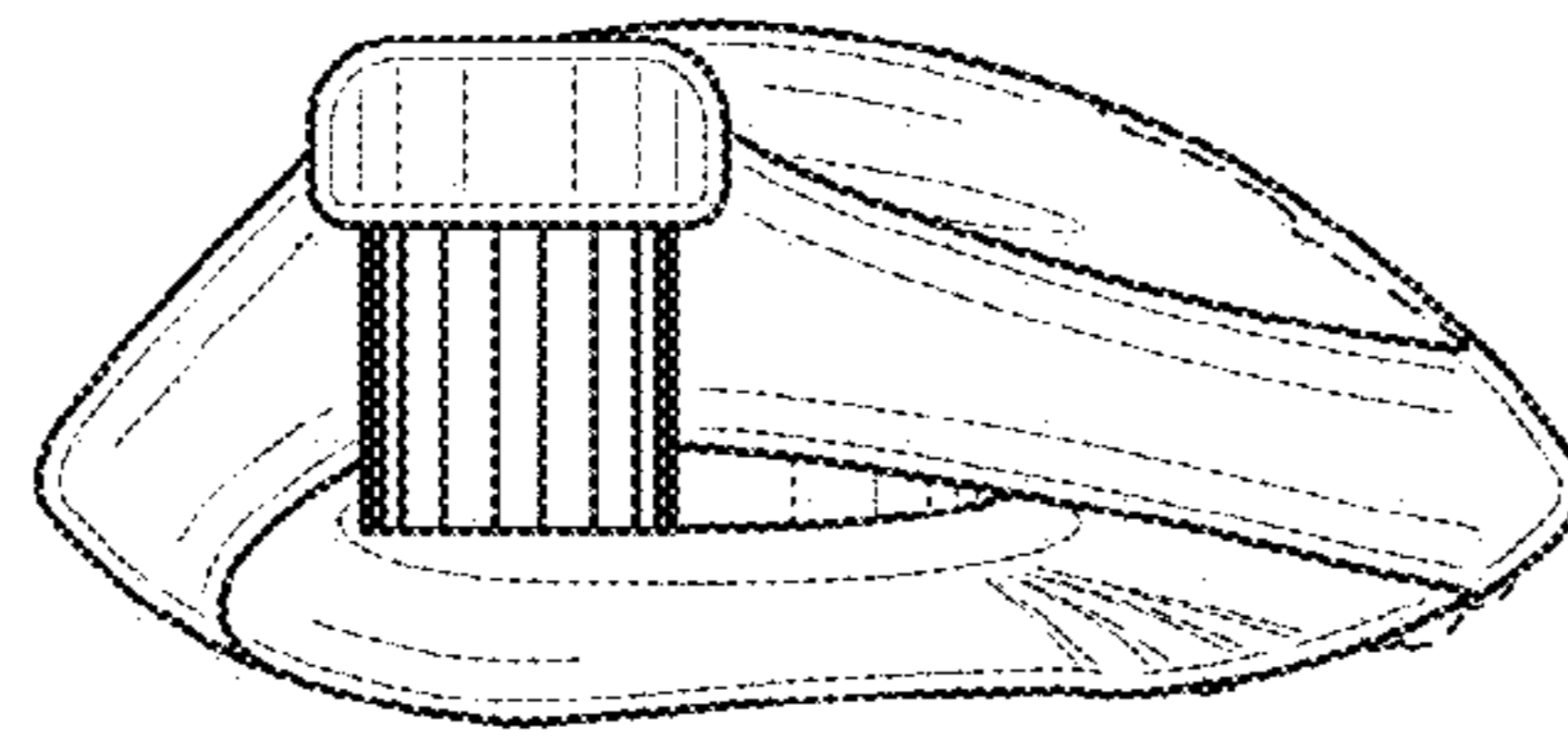


FIG. 6

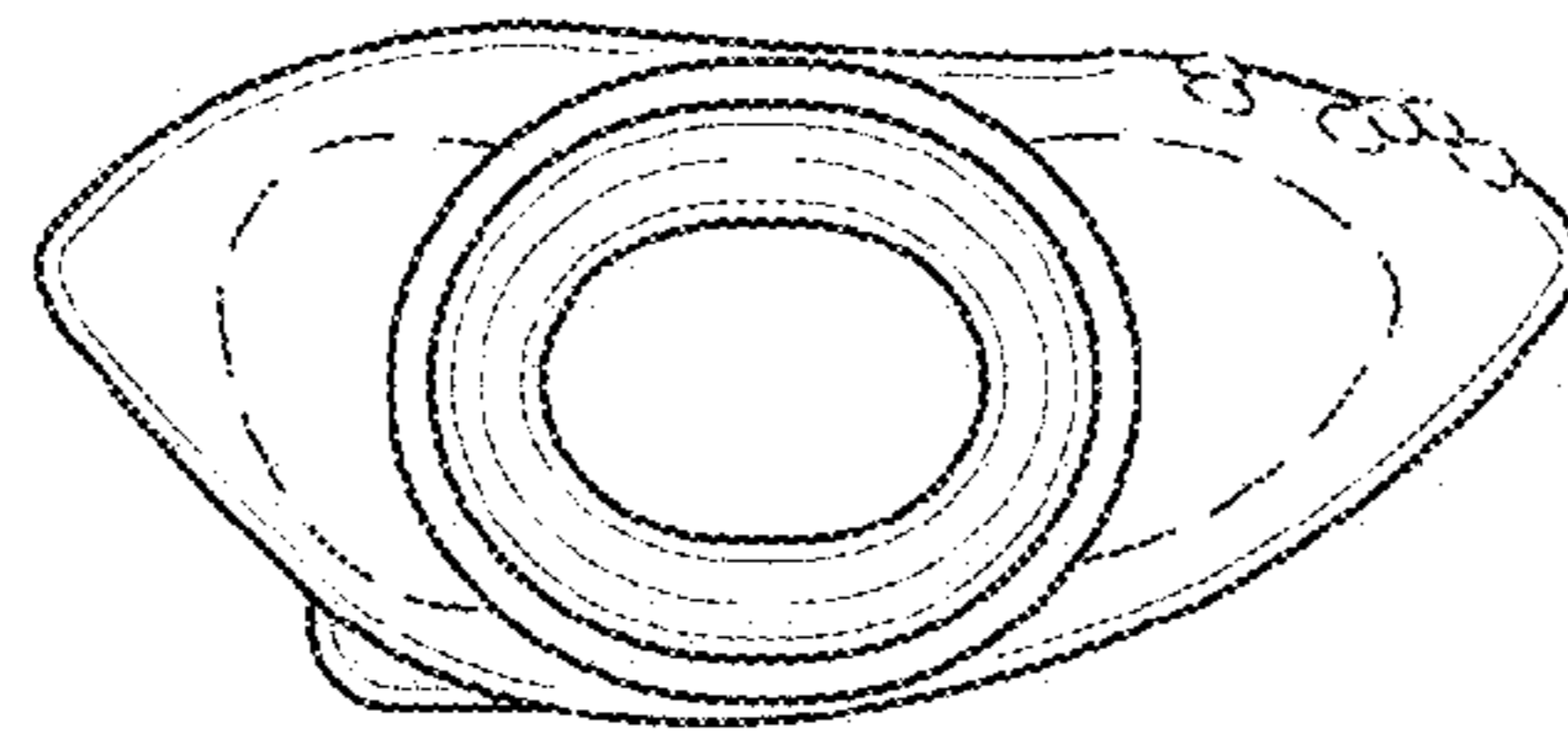


FIG. 7