



US00D747854S

(12) **United States Design Patent Grant**

(10) **Patent No.:** US D747,854 S  
(45) **Date of Patent:** \*\* Jan. 26, 2016

(54) **UTILITY APRON**

(71) Applicant: **Riche Holmes Grant**, Bowie, MD (US)

(72) Inventor: **Riche Holmes Grant**, Bowie, MD (US)

(73) Assignee: **BambiniWare, LLC**, Largo, MD (US)

(\*\*) Term: **14 Years**

(21) Appl. No.: **29/492,310**

(22) Filed: **May 30, 2014**

(51) **LOC (10) Cl.** ..... **02-02**

(52) **U.S. Cl.**  
USPC ..... **D2/864**

(58) **Field of Classification Search**  
USPC ..... D2/860-864  
See application file for complete search history.

(56) **References Cited**

U.S. PATENT DOCUMENTS

3,004,315	A	*	10/1961	Masure	.....	A41D 13/04
						2/51
D358,473	S	*	5/1995	Taylor	.....	D2/861
D362,332	S	*	9/1995	Short	.....	D2/861
D436,243	S	*	1/2001	Hoy	.....	D2/860
D473,049	S	*	4/2003	Devine	.....	D3/228
D479,769	S	*	9/2003	Leighton	.....	D3/224
D608,530	S	*	1/2010	Williams	.....	D2/864
D621,136	S	*	8/2010	Williams	.....	D2/864

\* cited by examiner

*Primary Examiner* — Rashida Johnson

(74) *Attorney, Agent, or Firm* — Bradley C. Fach; Patentfile, LLC

(57) **CLAIM**

The ornamental design for a utility apron, as shown and described.

**DESCRIPTION**

FIG. 1 is a perspective view of a utility apron, showing my new, original, and ornamental design in use;

FIG. 2 is a top plan view of a utility apron of the present invention, showing the new, original, and ornamental design;

FIG. 3 is a bottom plan view of a utility apron of the present invention, showing the new, original, and ornamental design;

FIG. 4 is a rear view of a utility apron of the present invention, showing the new, original, and ornamental design;

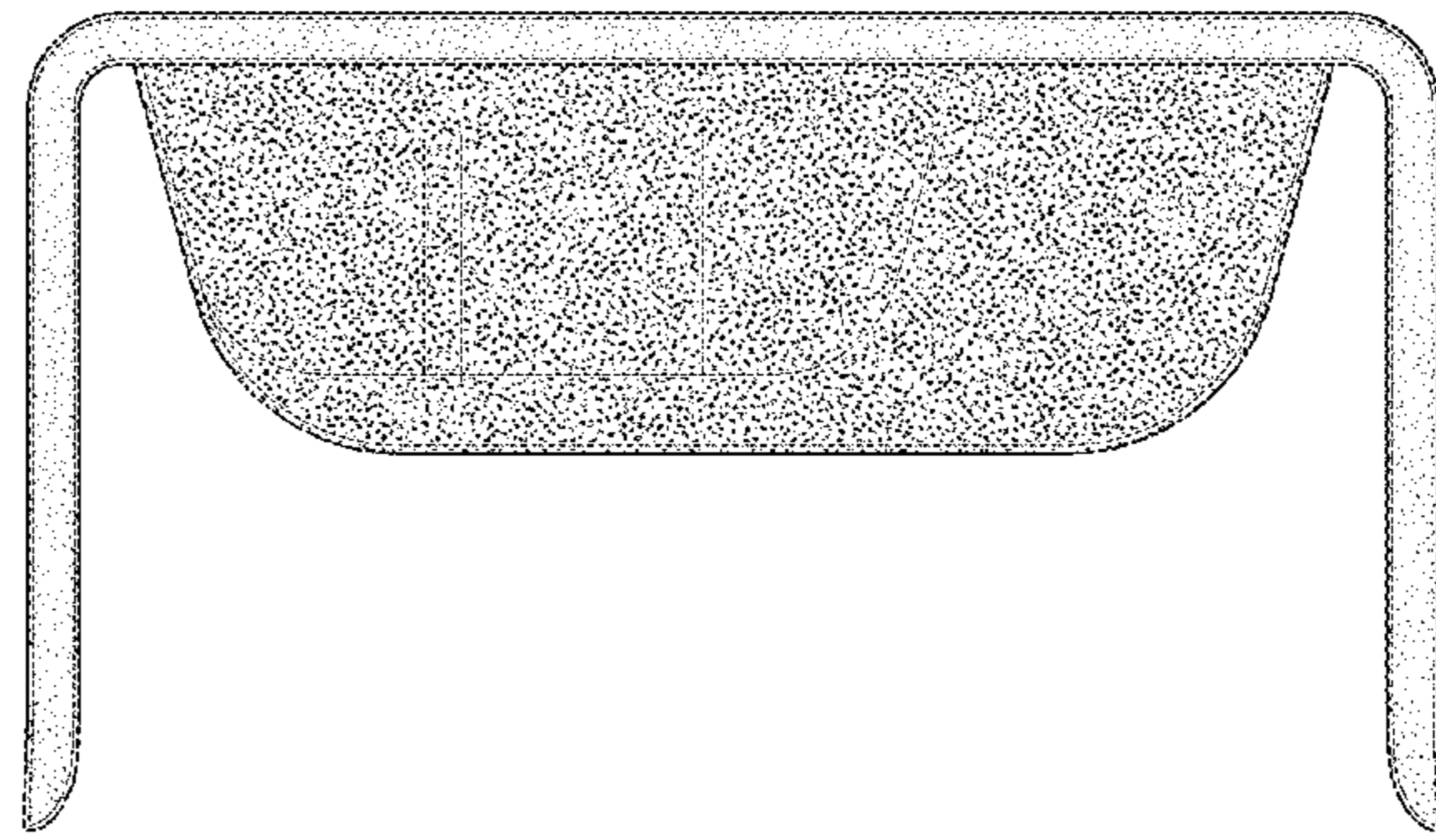
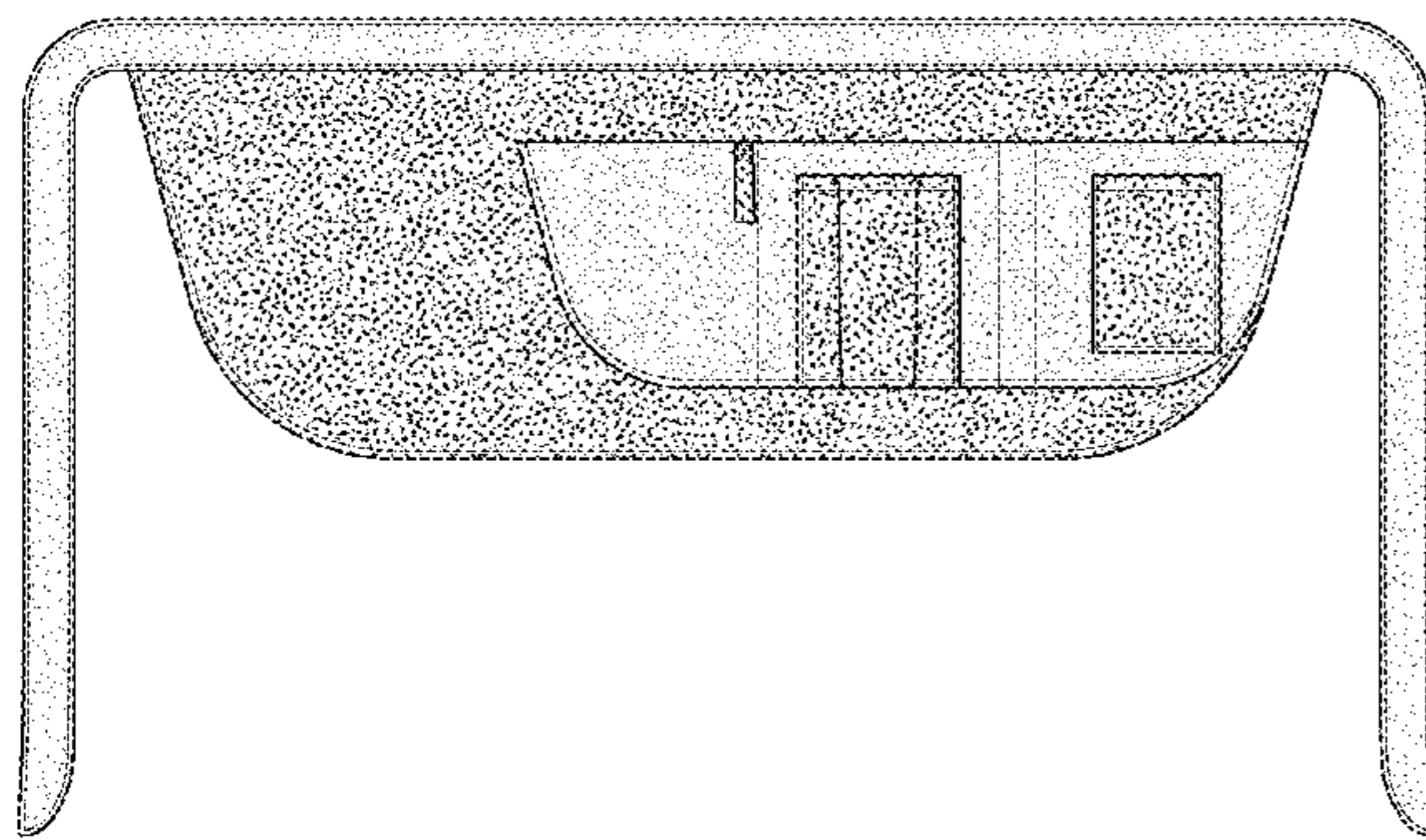
FIG. 5 is a front view of a utility apron of the present invention, showing the new, original, and ornamental design.

FIG. 6 is a right side elevation view of a utility apron of the present invention, showing the new, original, and ornamental design; and,

FIG. 7 is left side elevation view of a utility apron of the present invention, showing the new, original, and ornamental design.

The broken lines are for environmental purposes only and form no part of the claimed design.

**1 Claim, 3 Drawing Sheets**



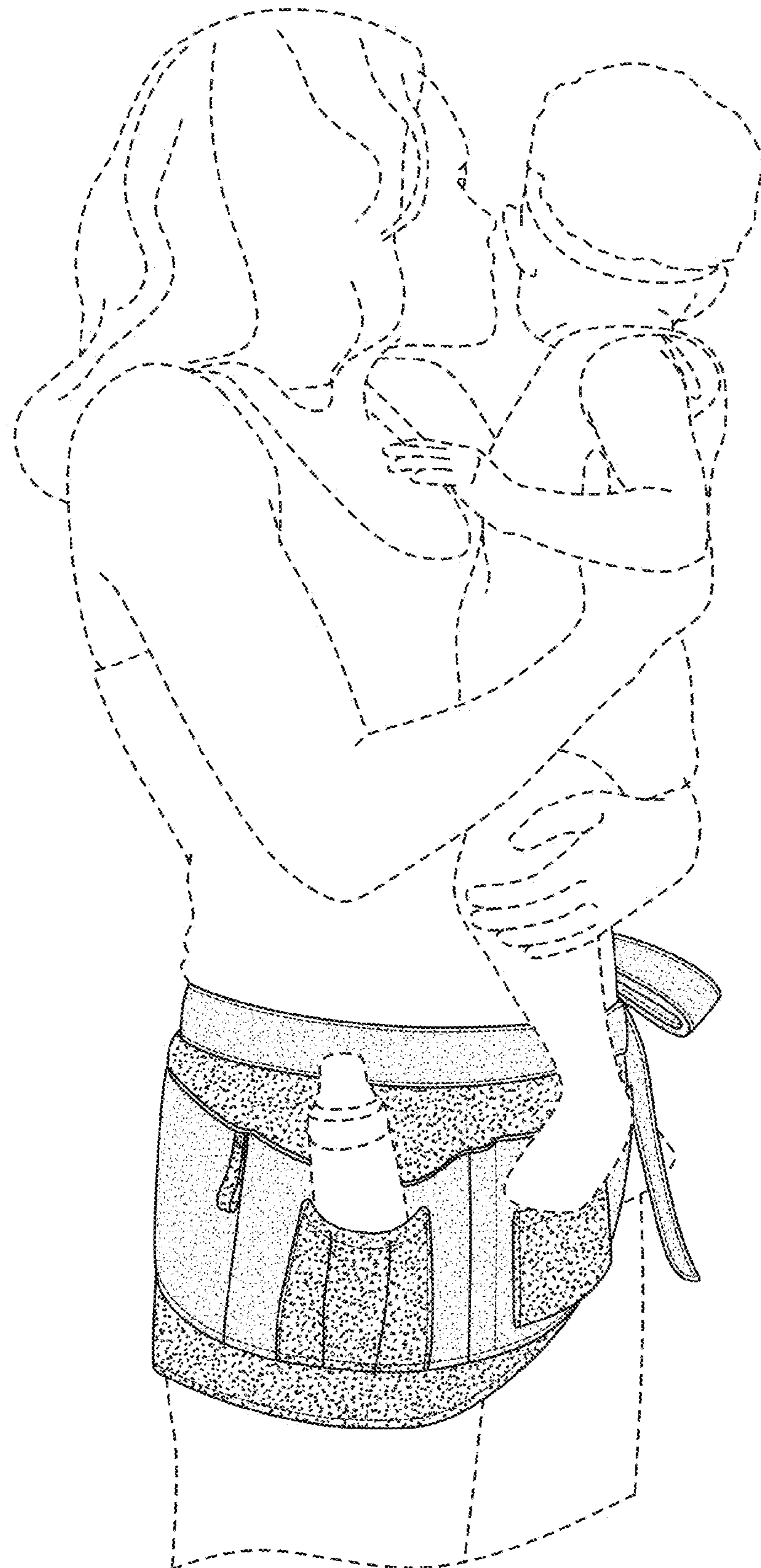


FIG. 1



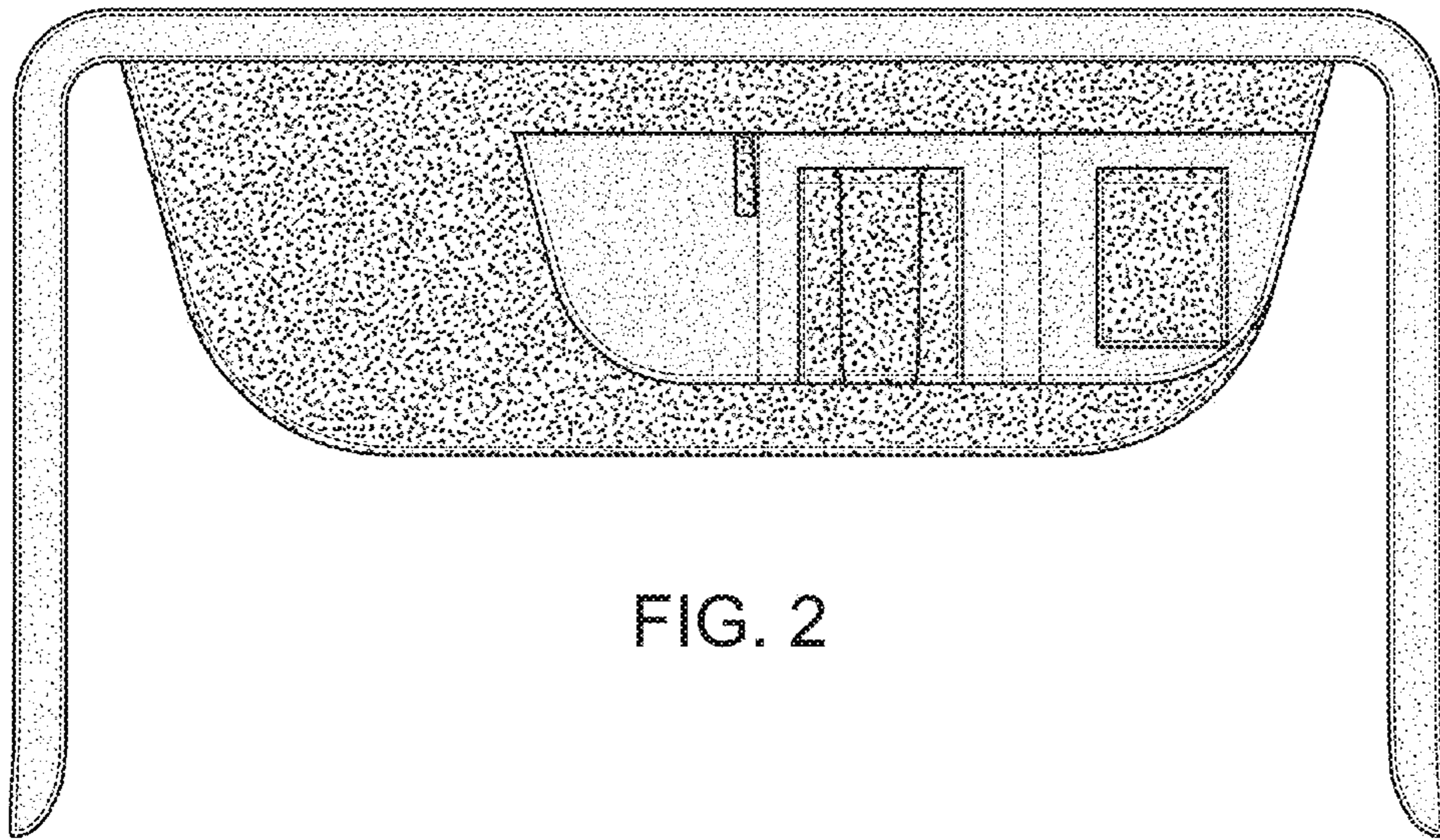


FIG. 2

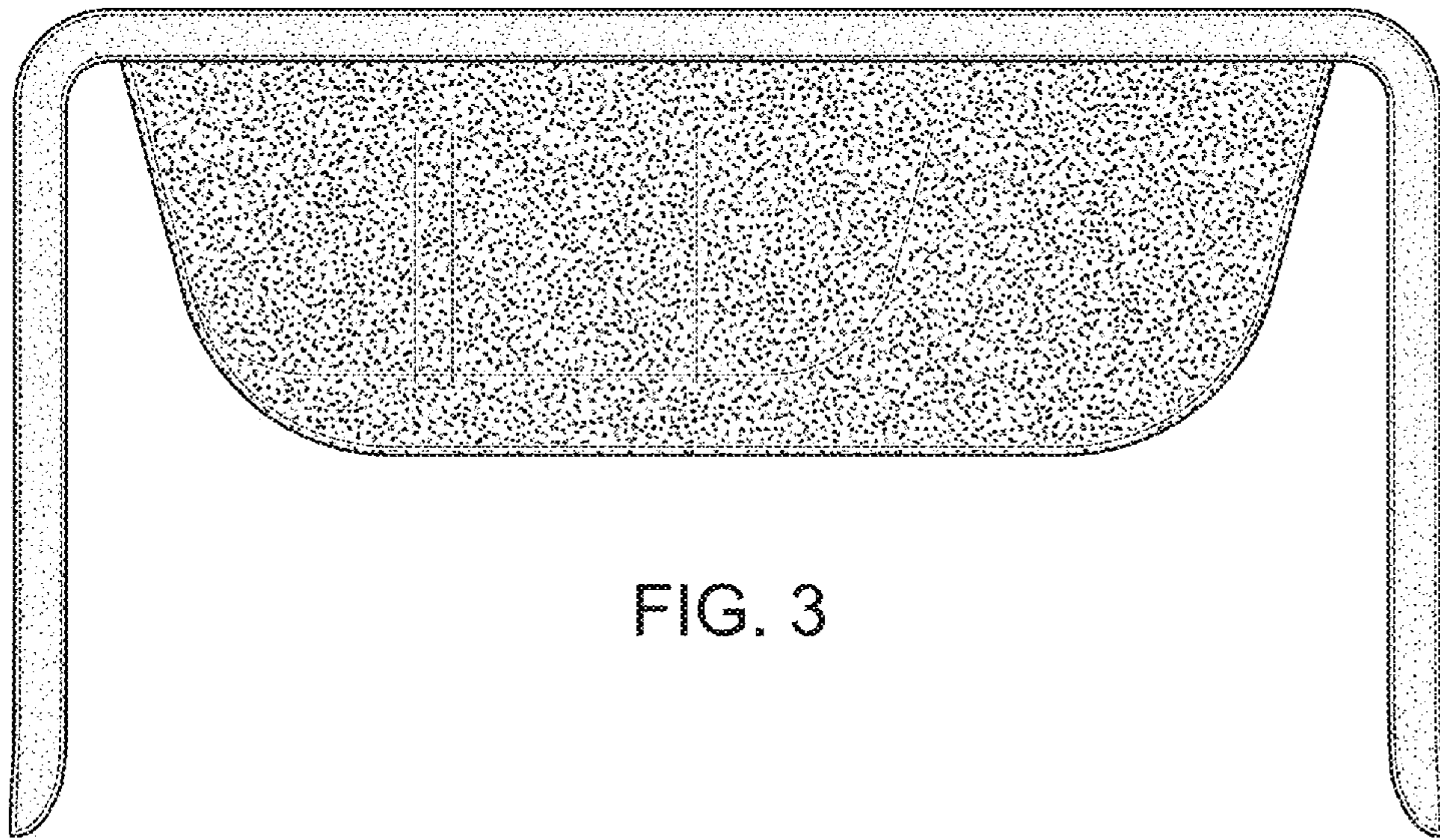


FIG. 3



FIG. 4



FIG. 5

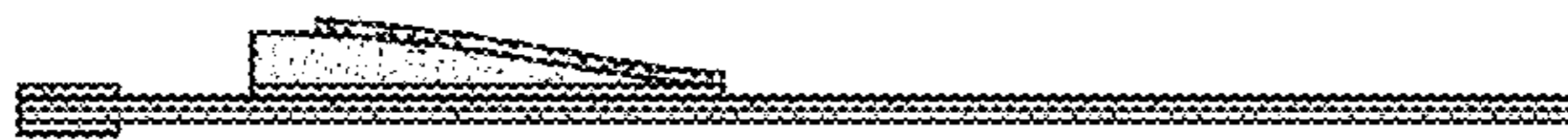


FIG. 6



FIG. 7