



US00D747852S

(12) **United States Design Patent**
Meyers

(10) **Patent No.:** **US D747,852 S**
(45) **Date of Patent:** **** Jan. 26, 2016**

(54) **E-CIGARETTE POCKET**

(71) Applicant: **Queensboro Industries, Inc.**,
Wilmington, NC (US)

(72) Inventor: **Frederick Maxwell Meyers**,
Wilmington, NC (US)

(73) Assignee: **Queensboro Industries, Inc.**,
Wilmington, NC (US)

(**) Term: **14 Years**

(21) Appl. No.: **29/478,620**

(22) Filed: **Jan. 7, 2014**

(51) **LOC (10) Cl.** **02-02**

(52) **U.S. Cl.**
USPC **D2/857**

(58) **Field of Classification Search**

USPC D2/857, 712-717, 731, 738, 742, 743,
D2/745, 749, 750, 776, 840-841, 844,
D2/847-848, 850, 853, 860, 863-864;
D27/100, 129, 128, 162, 165, 175, 177,
D27/178, 183, 185, 189; 2/79, 90, 93, 102,
2/106, 113, 115, 227, 228, 247, 249, 250,
2/253
CPC A24D 1/025; A24F 15/00; A24F 15/12;
B65D 75/38; B65D 77/02; B65D 81/2023;
B65D 85/16

See application file for complete search history.

(56) **References Cited**

U.S. PATENT DOCUMENTS

| | | | |
|--------------|---------|---------------------|--------|
| D243,291 S * | 2/1977 | Mechaly et al. | D2/857 |
| D528,742 S * | 9/2006 | Langmantel | D2/857 |
| D582,633 S * | 12/2008 | Zhang | D2/857 |
| D609,433 S * | 2/2010 | Yu | D2/857 |
| D615,732 S * | 5/2010 | Van Slovis | D2/857 |
| D619,334 S * | 7/2010 | Barina | D2/857 |
| D669,250 S * | 10/2012 | Girbaud et al. | D2/857 |
| D724,840 S * | 3/2015 | Fridstrom | D3/247 |

* cited by examiner

Primary Examiner — Wan Laymon

Assistant Examiner — Mark Booker

(74) *Attorney, Agent, or Firm* — MacCord Mason PLLC

(57) **CLAIM**

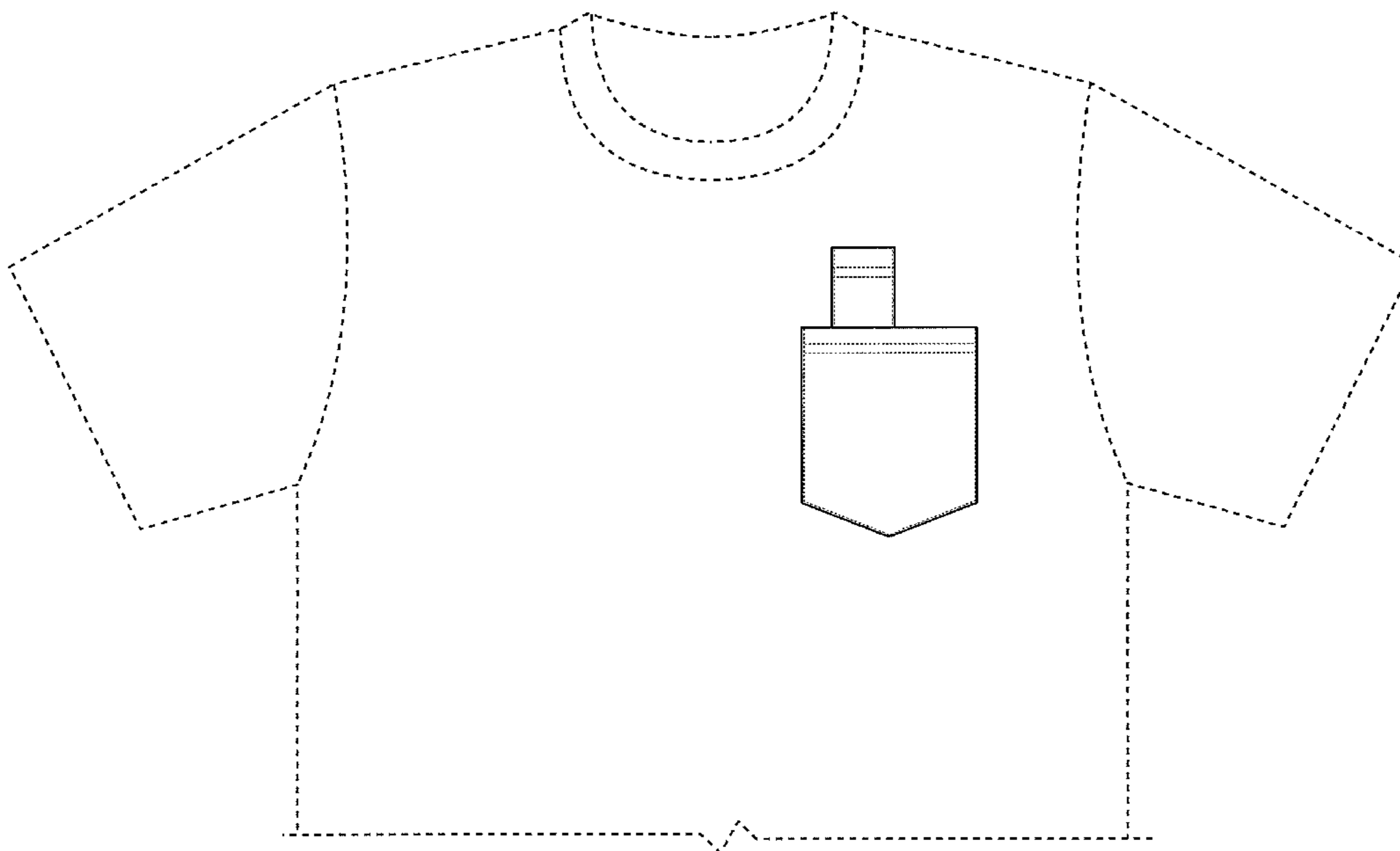
The ornamental design for an E-cigarette pocket, as shown and described.

DESCRIPTION

FIG. 1 is a front view of an E-cigarette pocket showing my new design positioned on a representative garment;
FIG. 2 is a perspective view thereof;
FIG. 3 is a top view thereof;
FIG. 4 is a bottom view thereof;
FIG. 5 is a left side view thereof; and,
FIG. 6 is a right side view thereof.

The smaller broken lines shown on the surface of the pocket in the figures represent stitching and form no part of the claimed design. The larger broken lines shown in FIGS. 1-2 represent environmental structure only and form no part of the claimed design.

1 Claim, 3 Drawing Sheets



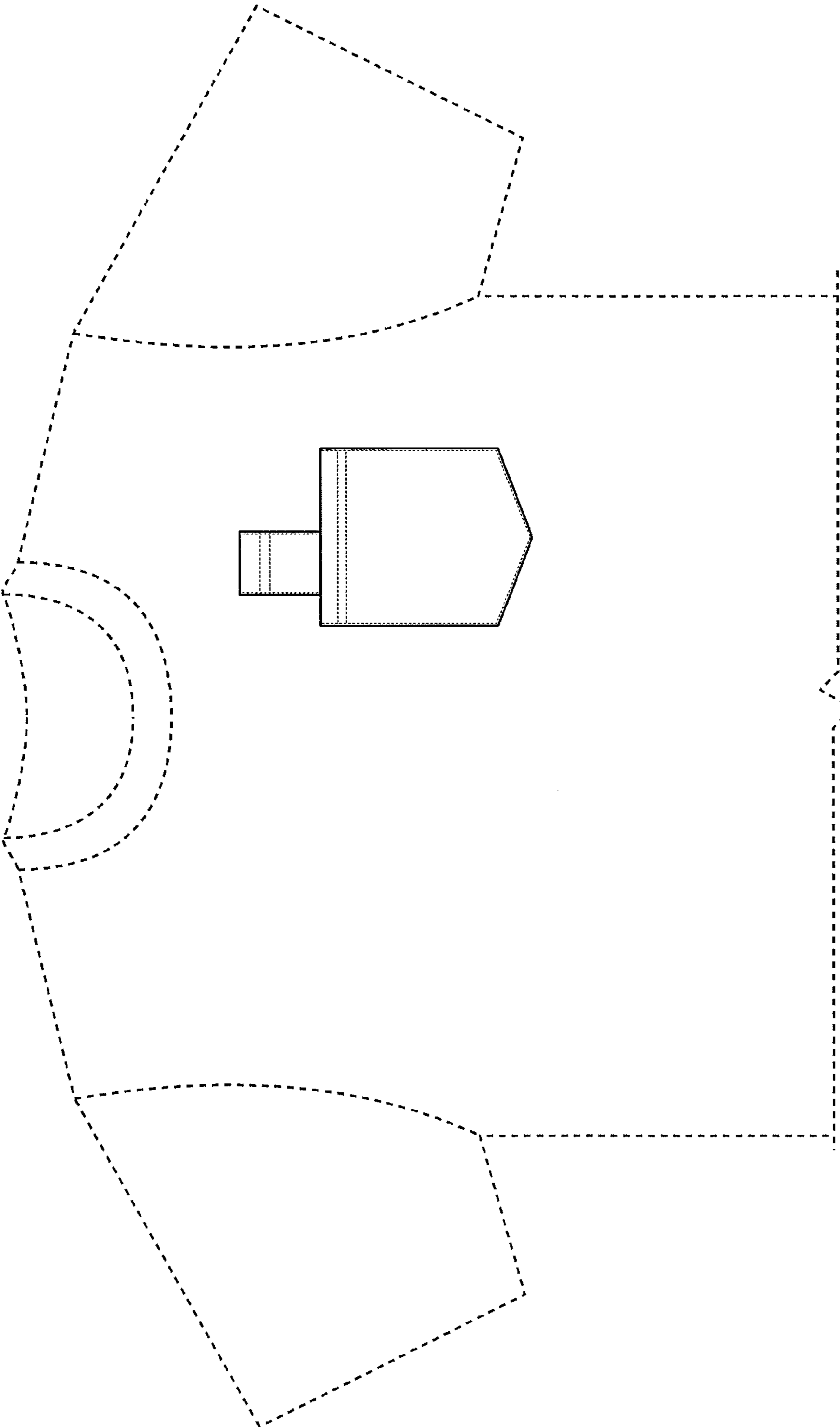


FIG. 1

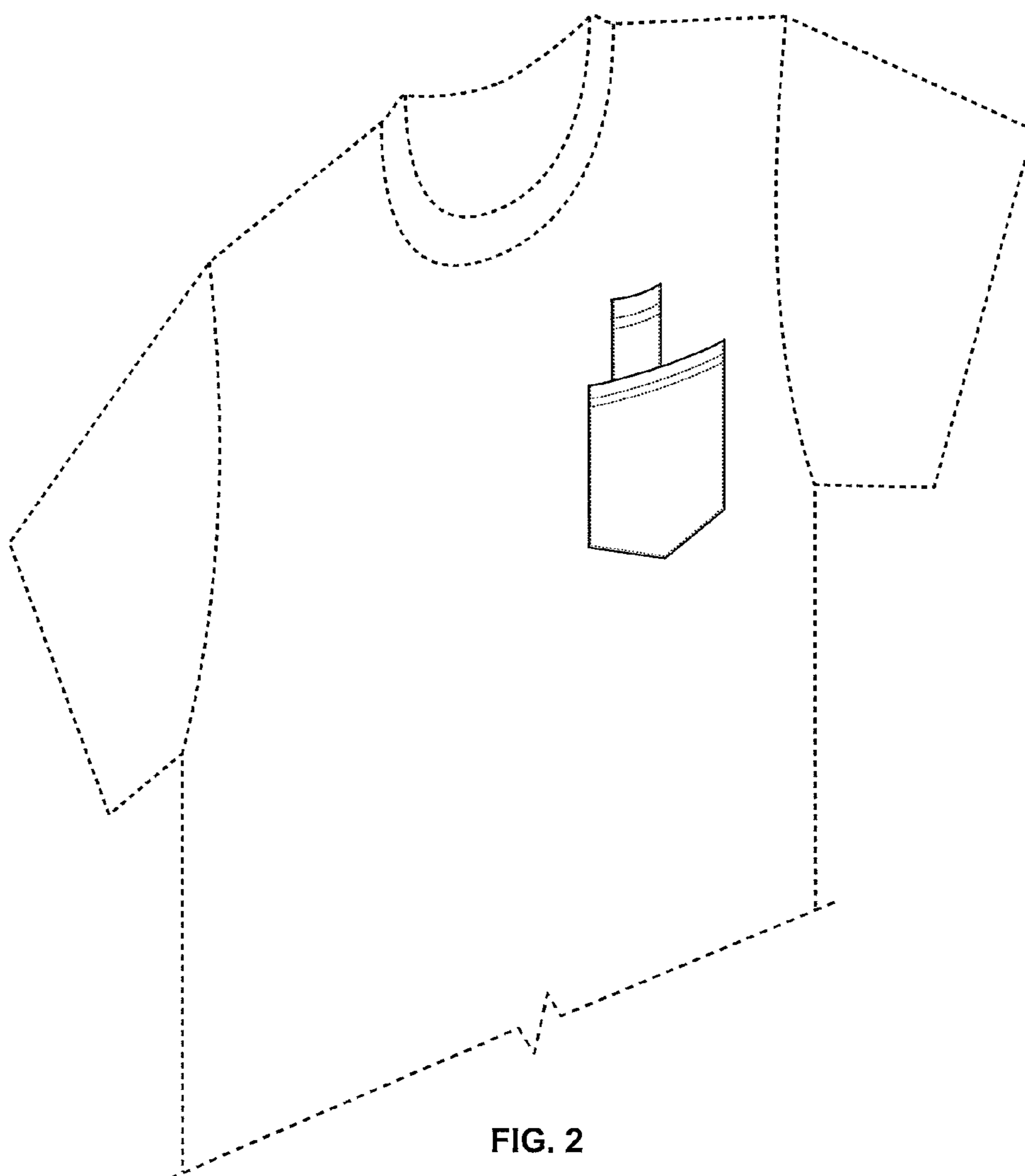


FIG. 2




FIG. 3




FIG. 4



FIG. 5



FIG. 6