



US00D747847S

(12) **United States Design Patent**  
**Hayward**

(10) **Patent No.:** **US D747,847 S**  
(45) **Date of Patent:** **\*\* Jan. 26, 2016**

(54) **SWEATER**

(71) Applicant: **Nichole Vernice Hayward**, Philadelphia, PA (US)

(72) Inventor: **Nichole Vernice Hayward**, Philadelphia, PA (US)

(\*\*) Term: **14 Years**

(21) Appl. No.: **29/451,279**

(22) Filed: **Mar. 29, 2013**

(51) **LOC (10) Cl.** ..... **02-02**

(52) **U.S. Cl.**

USPC ..... **D2/755**

(58) **Field of Classification Search**

USPC ..... D2/731, 750, 753, 828-831, 833, 839, D2/755

See application file for complete search history.

(56) **References Cited**

**U.S. PATENT DOCUMENTS**

D592,831 S \* 5/2009 Zanetti ..... D2/831  
D615,731 S \* 5/2010 Oneto, Sr. .... D2/750

D695,491 S \* 12/2013 Hawkins et al. .... D2/750  
D709,671 S \* 7/2014 Field et al. .... D2/831  
D716,022 S \* 10/2014 Judge et al. .... D2/831

\* cited by examiner

*Primary Examiner* — Rashida Johnson

(57) **CLAIM**

The ornamental design for a sweater, as shown and described.

**DESCRIPTION**

FIG. 1 is a front perspective view of a sweater;  
FIG. 2 is a front view thereof;  
FIG. 3 is a rear view thereof;  
FIG. 4 is a right side view thereof;  
FIG. 5 is a left side view thereof;  
FIG. 6 is a top view thereof;  
FIG. 7 is a bottom view thereof; and,  
FIG. 8 is a front perspective view thereof, showing the sleeve extensions rolled down to cover the gloves.  
The broken lines in FIG. 7 represent the portions of the sweater, which form no part of the claimed design.

**1 Claim, 8 Drawing Sheets**







FIG. 1




FIG. 2




FIG. 3

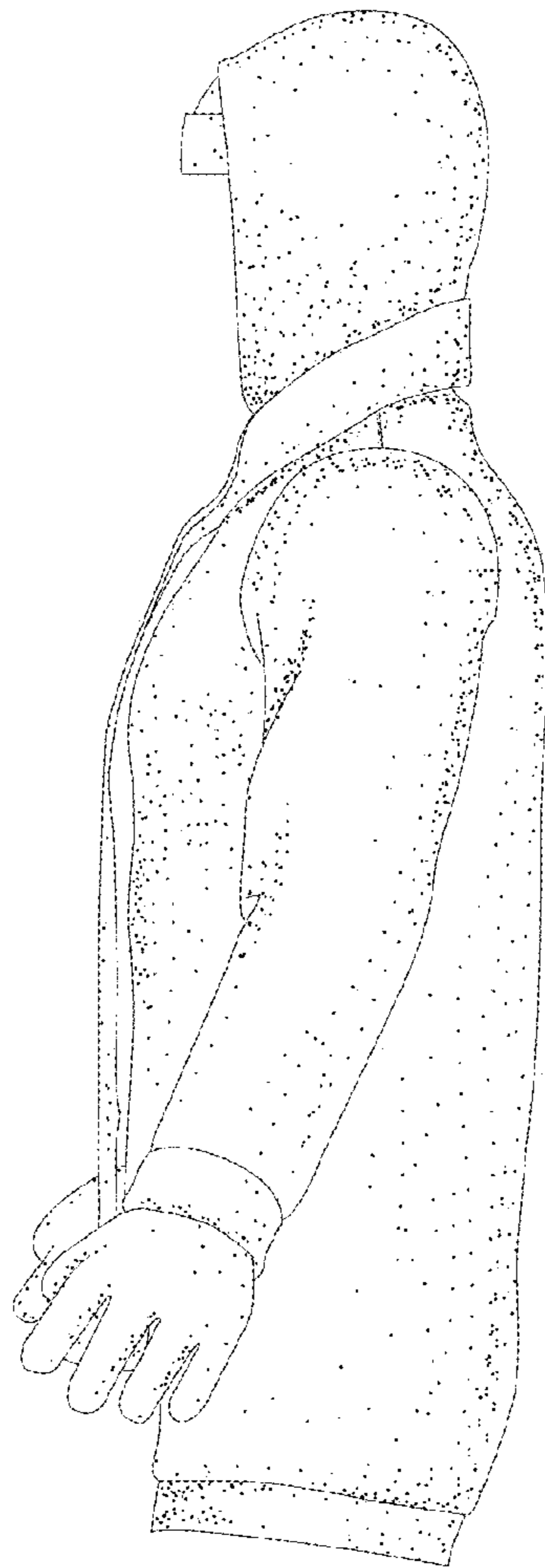


FIG. 4

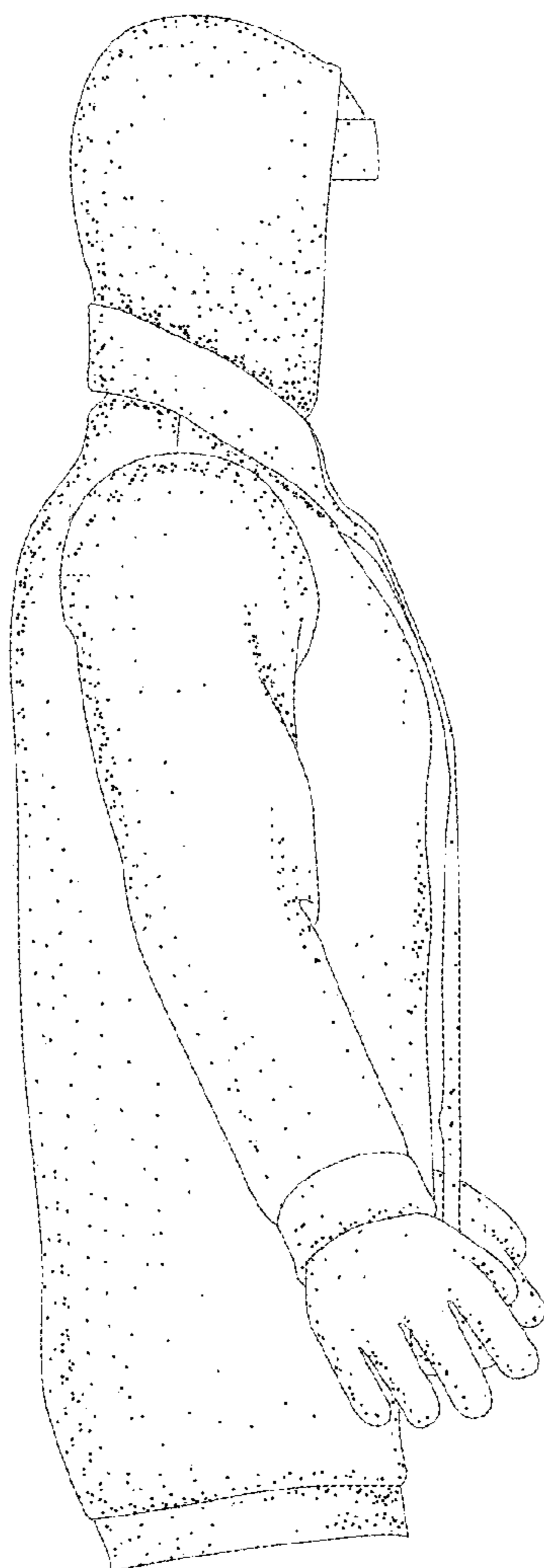


FIG. 5

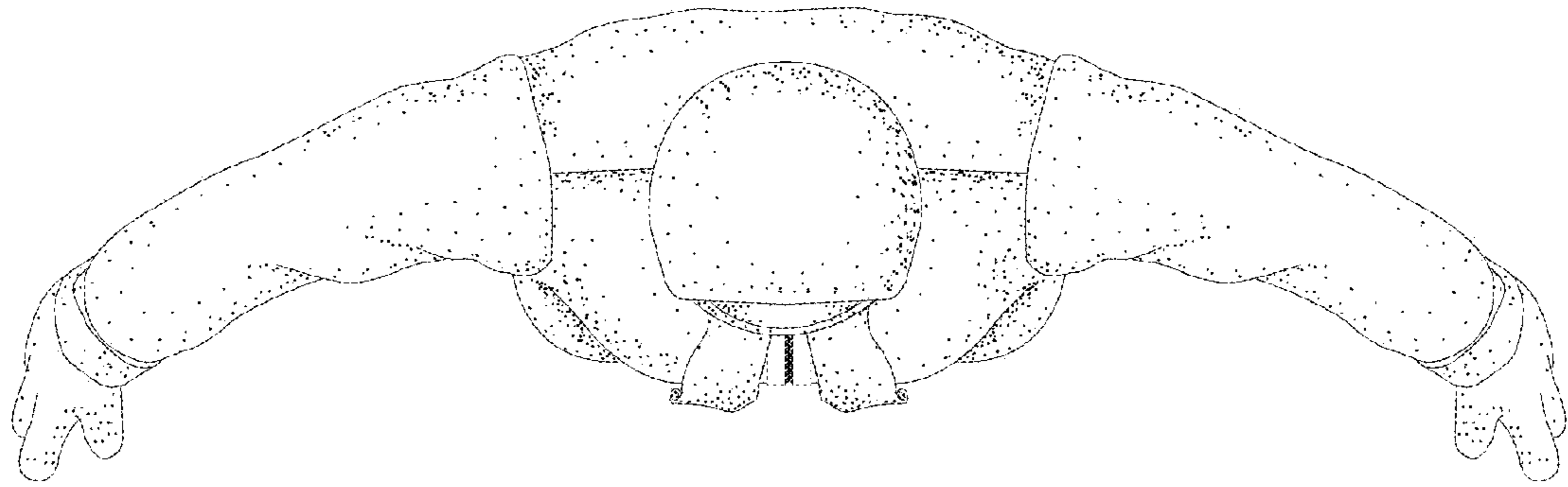


FIG. 6

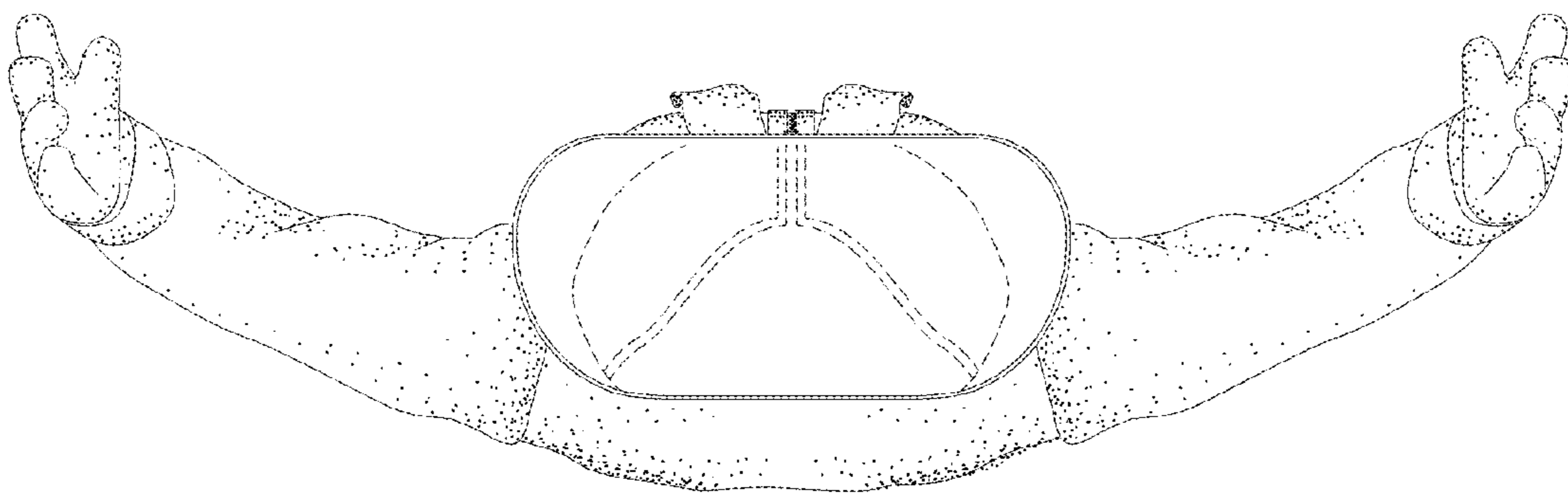


FIG. 7





FIG. 8