



US00D747844S

(12) **United States Design Patent**
Dawson

(10) **Patent No.:** **US D747,844 S**
(45) **Date of Patent:** **** Jan. 26, 2016**

(54) **BOXER BRIEF**

(71) Applicant: **Robert Dawson**, San Jose, CA (US)

(72) Inventor: **Robert Dawson**, San Jose, CA (US)

(**) Term: **14 Years**

(21) Appl. No.: **29/503,151**

(22) Filed: **Sep. 23, 2014**

(51) **LOC (10) Cl.** **02-01**

(52) **U.S. Cl.**
USPC **D2/712**

(58) **Field of Classification Search**
USPC D2/700, 704, 712, 713, 714, 715, 716,
D2/731, 736, 737, 738, 739, 742
CPC A41B 89/00; A41B 9/001; A41B 9/04;
A41B 9/002; A41B 9/004; A41B 9/005;
A41B 9/008; A41B 9/02; A41B 2300/00;
A41B 2500/52; A41D 1/08; A41D 1/084;
A41D 7/00; A41D 7/005; A41D 13/0015
See application file for complete search history.

					2/227
D423,188	S *	4/2000	Raffali	D2/700
D487,609	S *	3/2004	Cruz	D2/731
D510,791	S *	10/2005	Nathan-Kohan	D2/712
7,043,771	B1 *	5/2006	Alessi	A41B 9/02
					2/403
7,065,797	B1 *	6/2006	Chen	A41B 9/02
					2/400
D672,530	S *	12/2012	Williams	D2/738
D699,918	S *	2/2014	Schulz	D2/712
D702,018	S *	4/2014	Ferraro	D2/712
D711,070	S *	8/2014	Lecigne	D2/712
D711,072	S *	8/2014	Schulz	D2/712
D735,444	S *	8/2015	Harris	D2/712
2004/0082927	A1 *	4/2004	Littleton	A41B 9/02
					604/346
2008/0010716	A1 *	1/2008	Brown	A41B 9/023
					2/78.1
2009/0320184	A1 *	12/2009	Schaefer	A41B 9/02
					2/405
2010/0058517	A1 *	3/2010	Perolari	A41B 9/02
					2/404

* cited by examiner

Primary Examiner — Karen Eldridge Powers

Assistant Examiner — Jasmine Mlinarcik

(56) **References Cited**

U.S. PATENT DOCUMENTS

1,460,666	A *	7/1923	Gelarie	A41B 9/04
					2/401
2,710,410	A *	6/1955	Gray	A41B 9/02
					2/234
3,226,731	A *	1/1966	Terry	A41B 9/02
					2/404
3,266,057	A *	8/1966	Phelps	A41D 1/06
					2/227
4,845,778	A *	7/1989	Peterson	A41B 13/04
					2/24
D313,692	S *	1/1991	Karn	D2/738
D399,636	S *	10/1998	Muller	D2/700
6,041,441	A *	3/2000	Counts	A41D 1/08

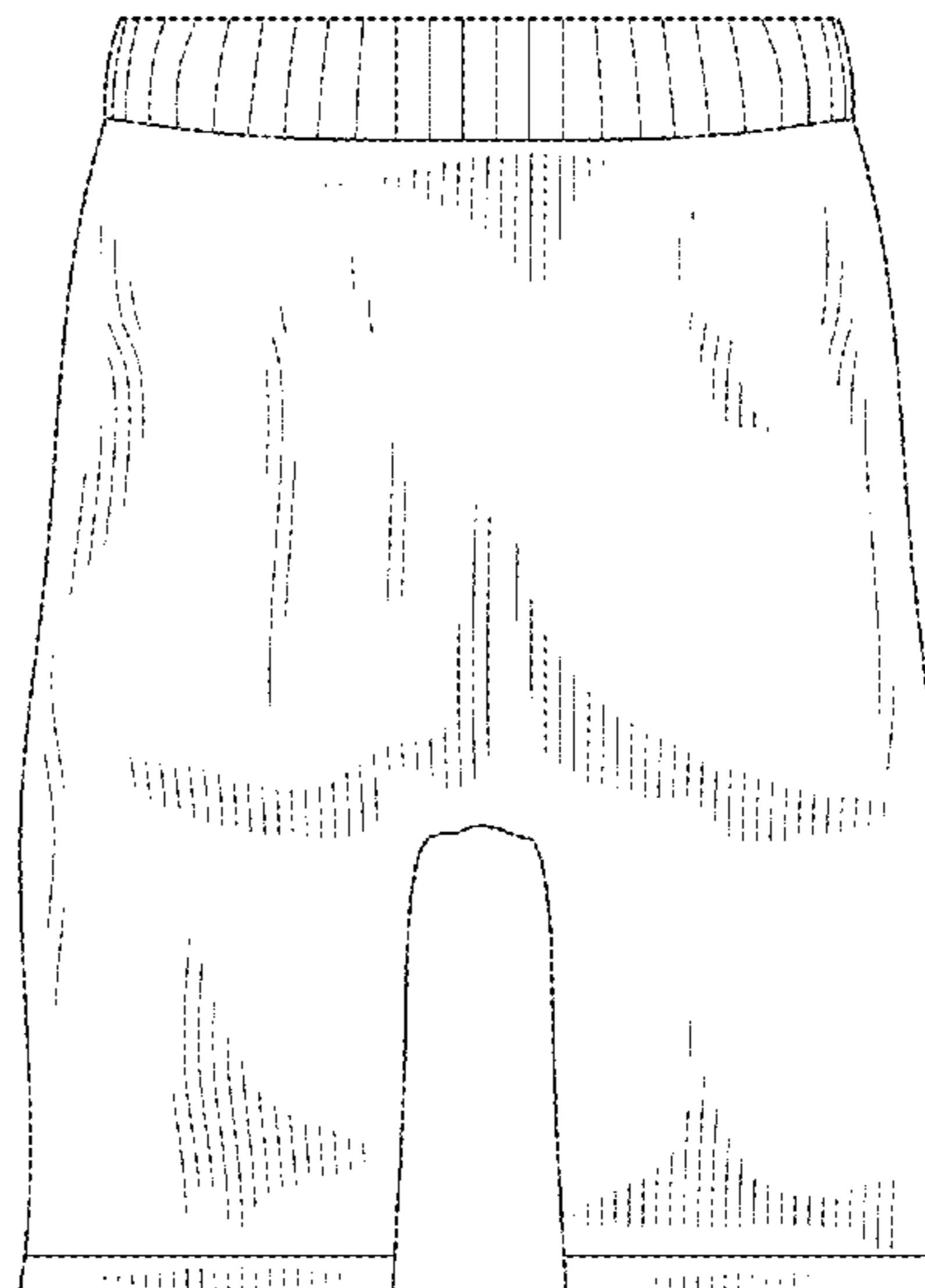
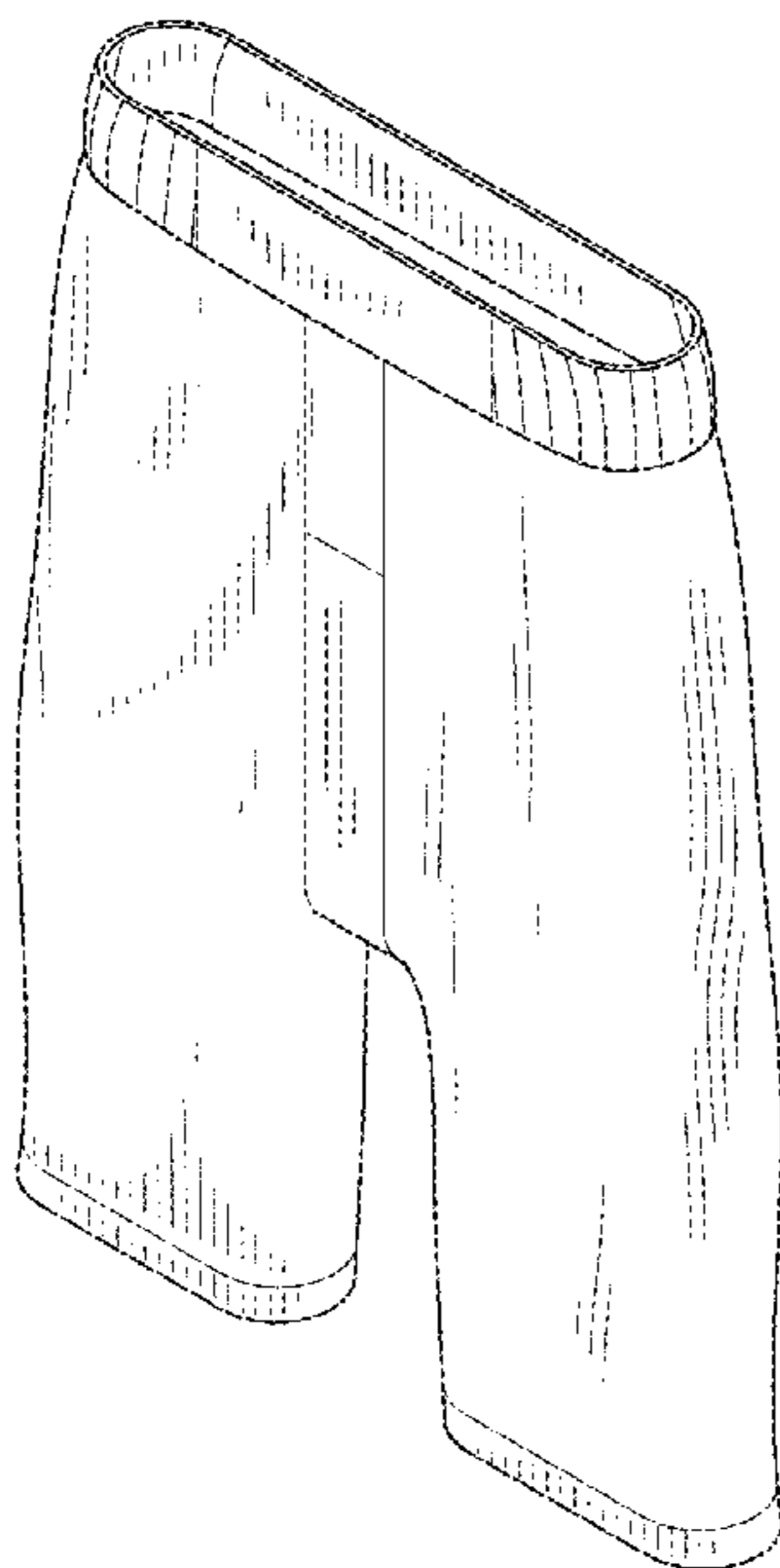
(57) **CLAIM**

The ornamental design for boxer brief, as shown and described.

DESCRIPTION

FIG. 1 is a perspective front view of boxer brief;
FIG. 2 is a front elevation view thereof;
FIG. 3 is a rear elevation view thereof;
FIG. 4 is a left side elevation view thereof; the right side elevation view being a mirror image thereof;
FIG. 5 is a top elevation view thereof; and,
FIG. 6 is a bottom elevation view thereof.

1 Claim, 3 Drawing Sheets



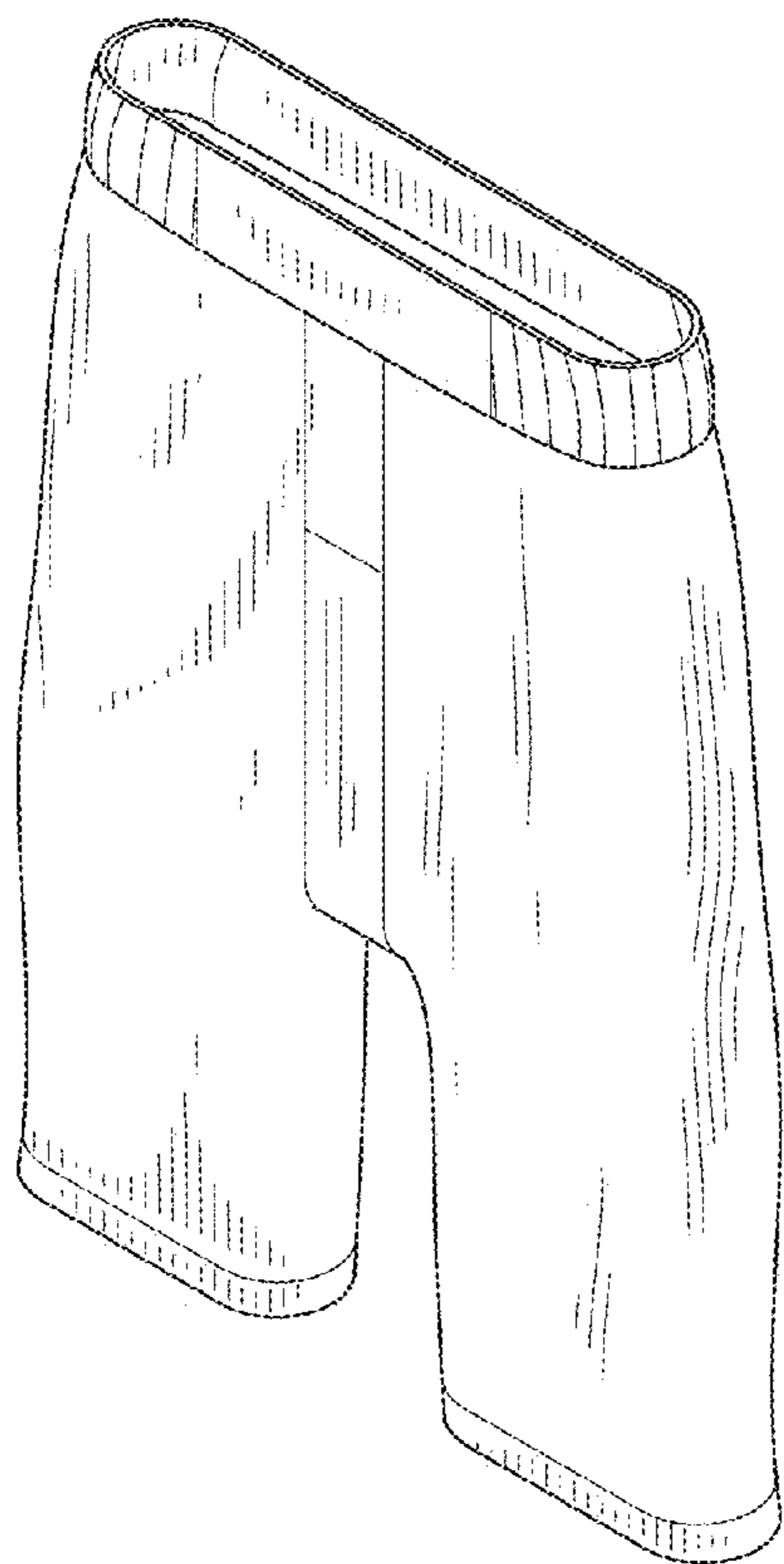


FIG. 1

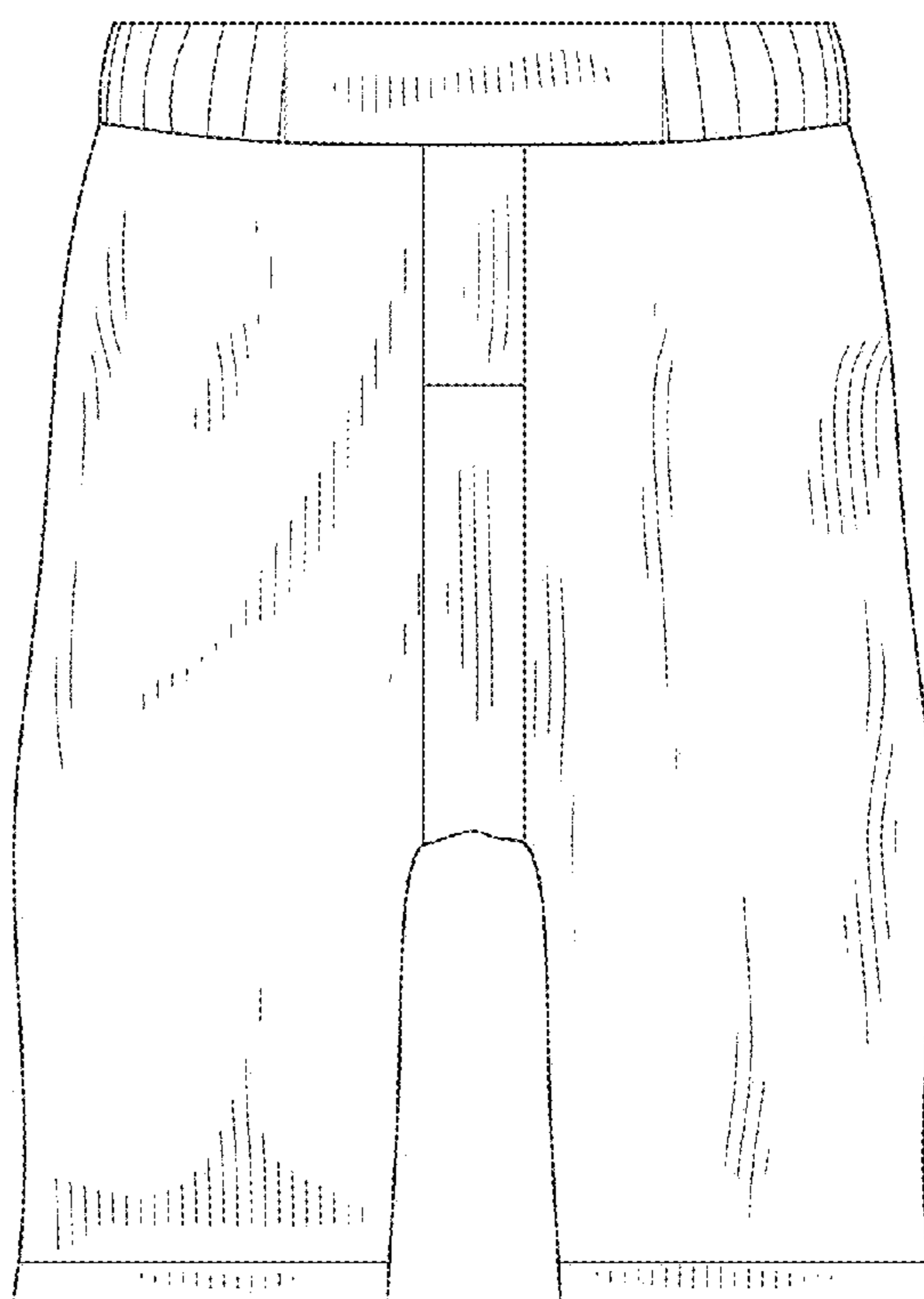


FIG. 2

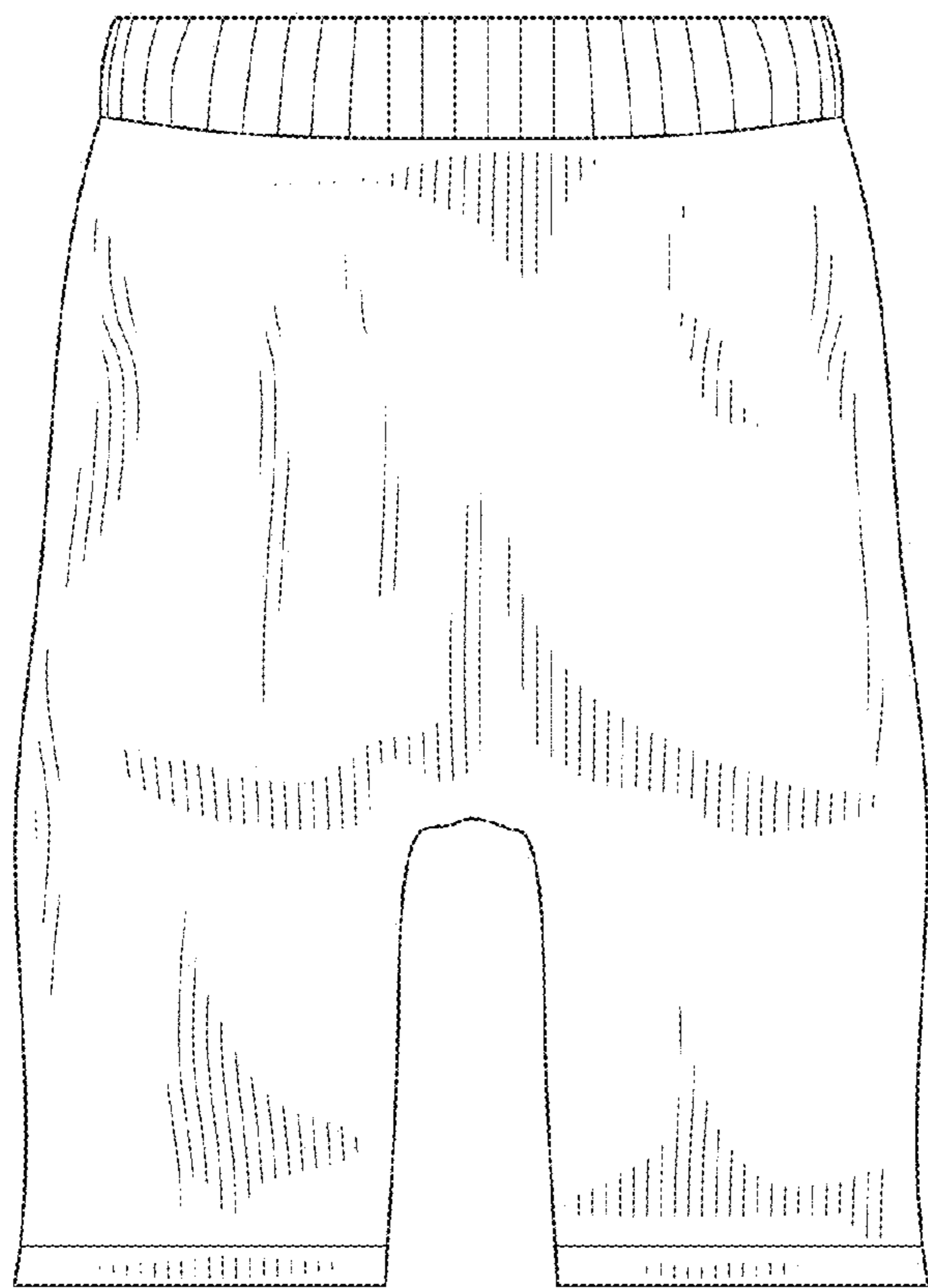


FIG. 3




FIG. 4

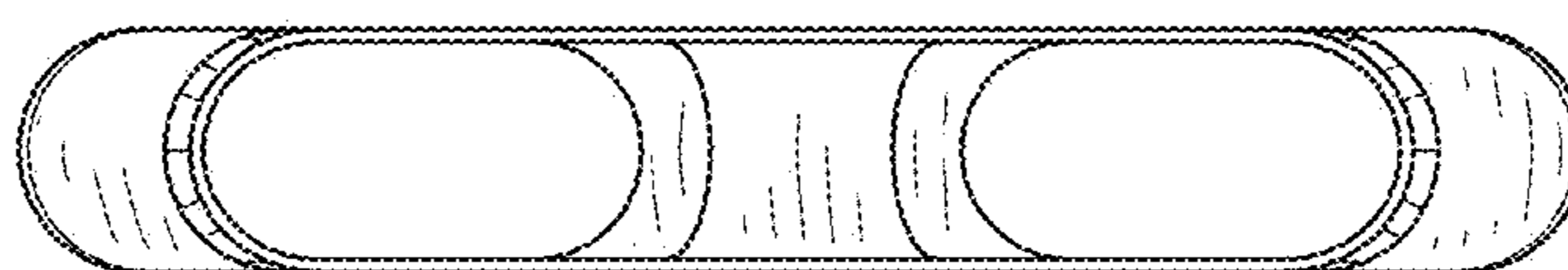


FIG. 5

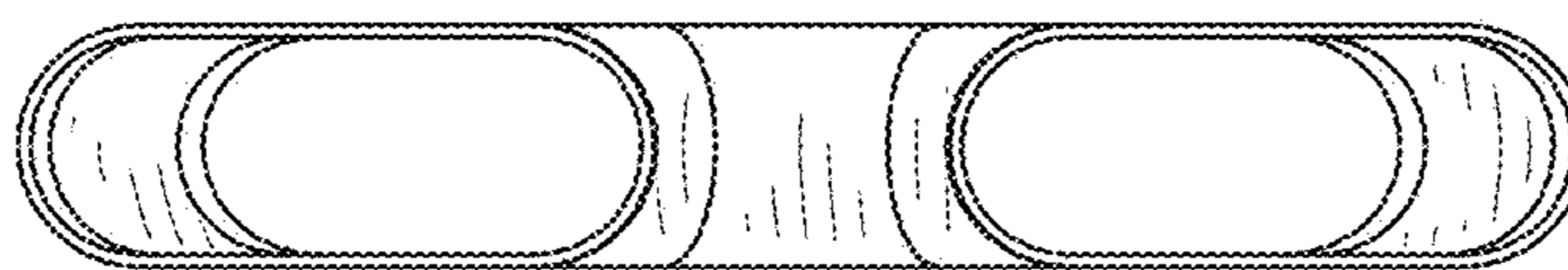


FIG. 6