



US00D747814S

(12) **United States Design Patent**
Diehl

(10) **Patent No.:** **US D747,814 S**
(45) **Date of Patent:** **** Jan. 19, 2016**

(54) **FENCE**

(71) Applicant: **Ruhullah E. Diehl**, Port Charlotte, FL
(US)

(72) Inventor: **Ruhullah E. Diehl**, Port Charlotte, FL
(US)

(**) Term: **14 Years**

(21) Appl. No.: **29/490,342**

(22) Filed: **May 8, 2014**

(51) **LOC (10) Cl.** **25-02**

(52) **U.S. Cl.**
USPC **D25/38.1**

(58) **Field of Classification Search**
USPC D25/38.1
CPC E04H 17/1417; E04H 17/00
See application file for complete search history.

(56) **References Cited**

U.S. PATENT DOCUMENTS

| | | | | | |
|-----------|-----|---------|----------|-------|------------------------|
| 3,136,530 | A * | 6/1964 | Case | | E04H 17/1417 256/24 |
| D233,768 | S * | 11/1974 | Wilder | | D25/38.1 |
| 5,215,290 | A * | 6/1993 | Khalessi | | E04H 17/1421 256/19 |
| 5,628,495 | A | 5/1997 | Gandara | | |
| D427,321 | S | 6/2000 | Simpson | | |
| D462,126 | S * | 8/2002 | Englund | | D25/38.1 |
| 7,174,617 | B2 | 2/2007 | Wright | | |
| D573,724 | S | 7/2008 | Reed | | |

D637,739 S 5/2011 Diehl
2008/0279634 A1 11/2008 Heselden
2014/0105687 A1* 4/2014 Southworth B09B 1/00
405/107

* cited by examiner

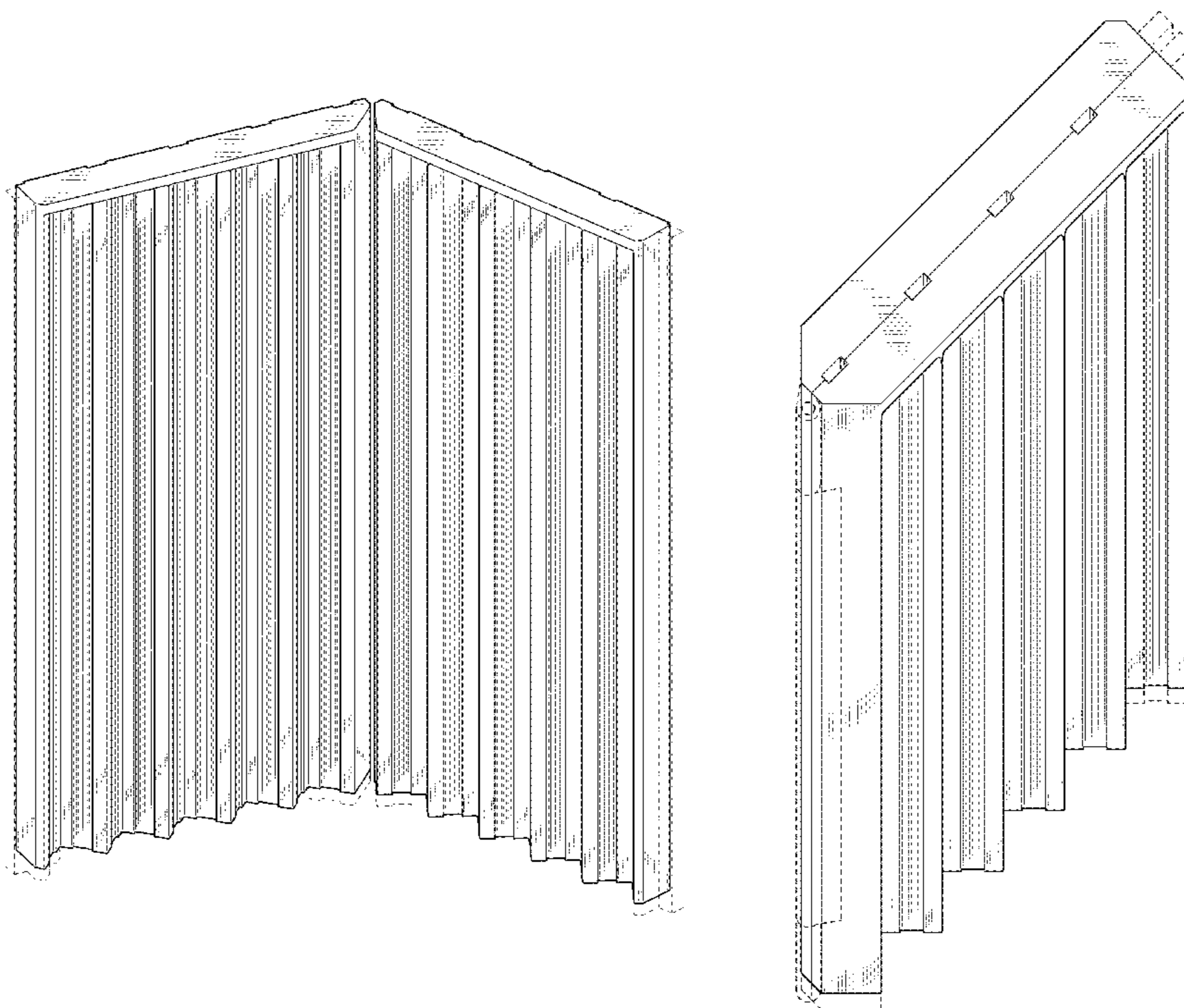
Primary Examiner — Doris Clark
(74) *Attorney, Agent, or Firm* — William B. Richards, Esq.;
The Richards Law Firm LLC

(57) **CLAIM**
I claim the ornamental design for a fence, as shown and described.

DESCRIPTION

FIG. 1 is a perspective view of a first side of a fence in an angled posture, showing my design.
FIG. 2 is a perspective view of a second side thereof in an angled posture.
FIG. 3 is perspective view of a first end thereof in a fully open posture.
FIG. 4 is a perspective view of a second end thereof in a fully open posture.
FIG. 5 is a perspective view of the second end thereof in a fully closed posture.
FIG. 6 is a perspective view of the first end thereof in a fully closed posture.
FIG. 7 is an enlarged view of the section -7- of FIG. 3; and, FIG. 8 is an enlarged view of the section -8- of FIG. 3.
The broken line showing of environment in the drawings is for illustrative purposes only and forms no part of the claimed design.

1 Claim, 6 Drawing Sheets






FIG. 1




FIG. 2

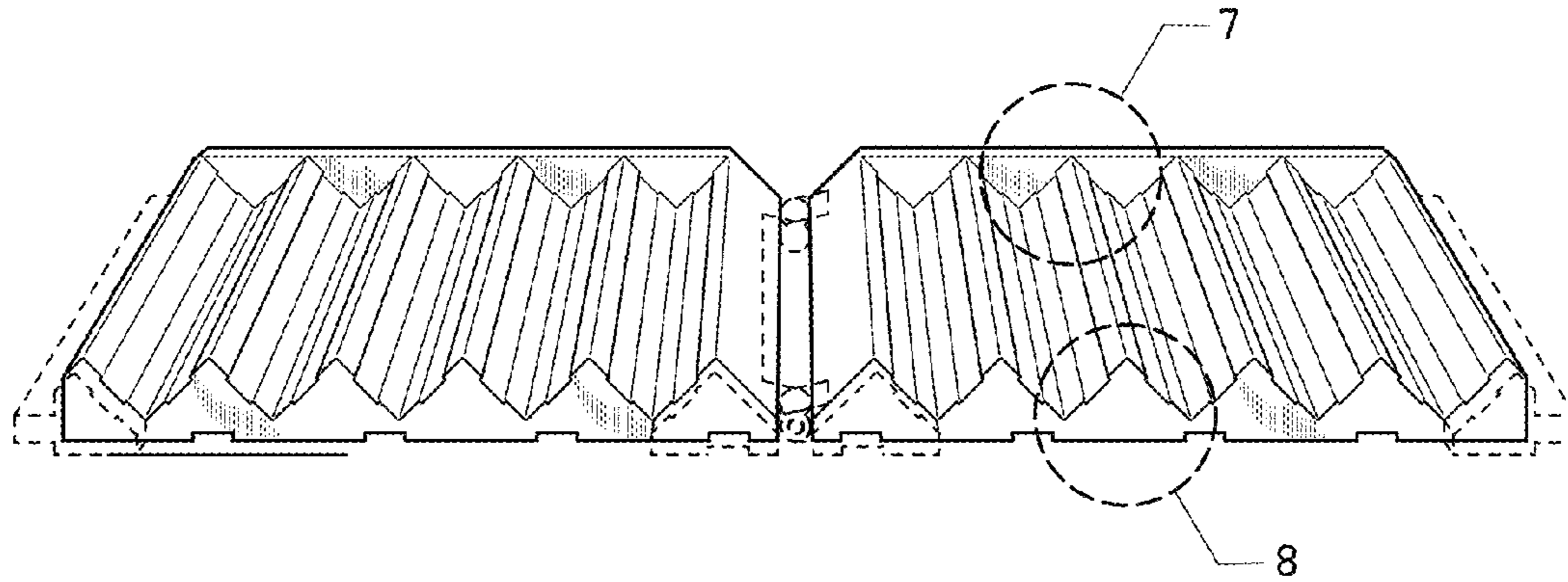


FIG. 3

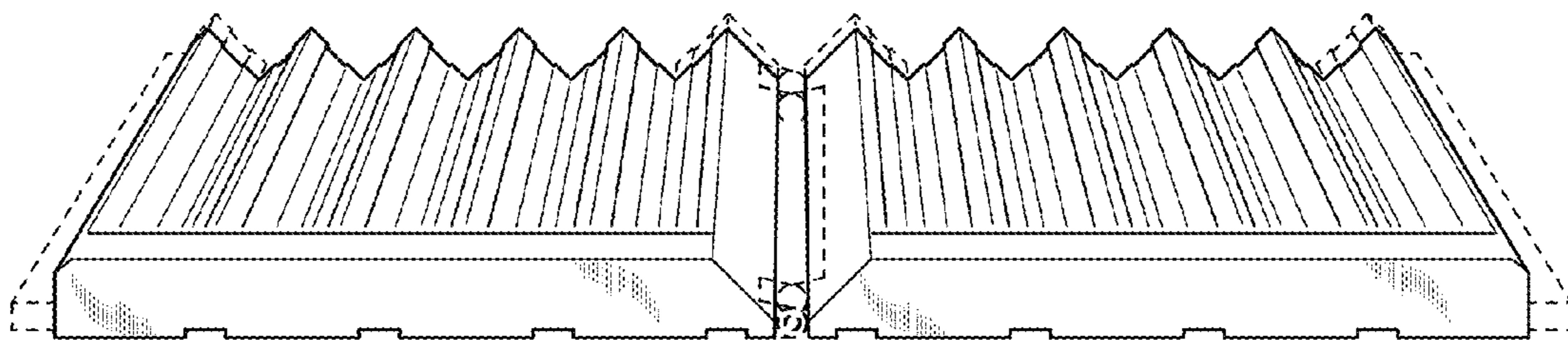


FIG. 4

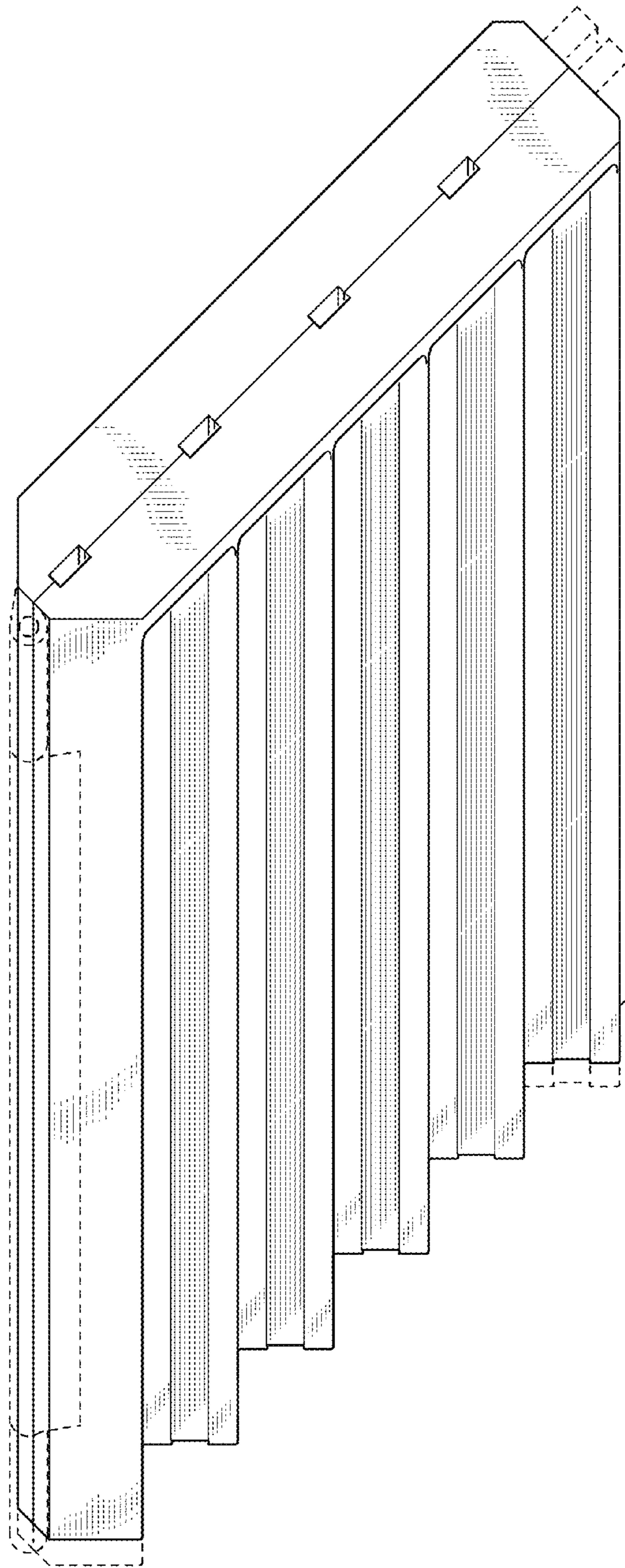


FIG. 5

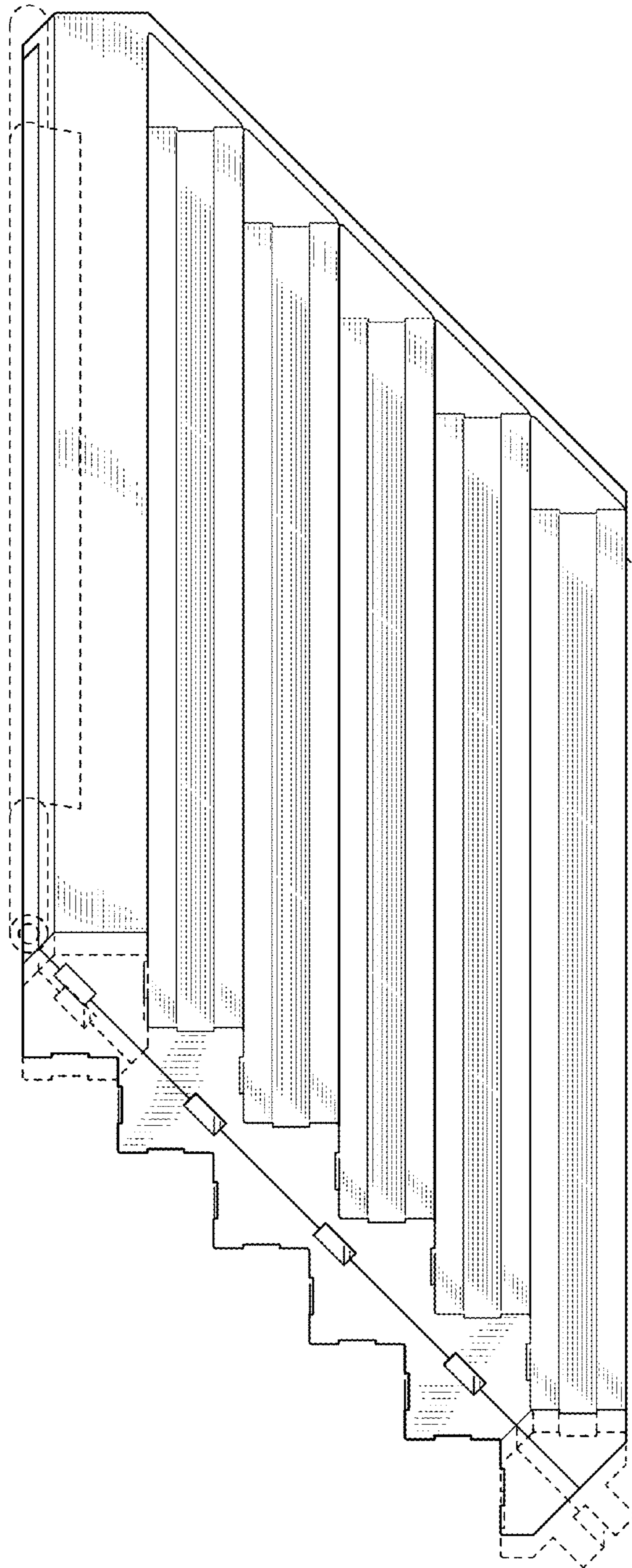


FIG. 6

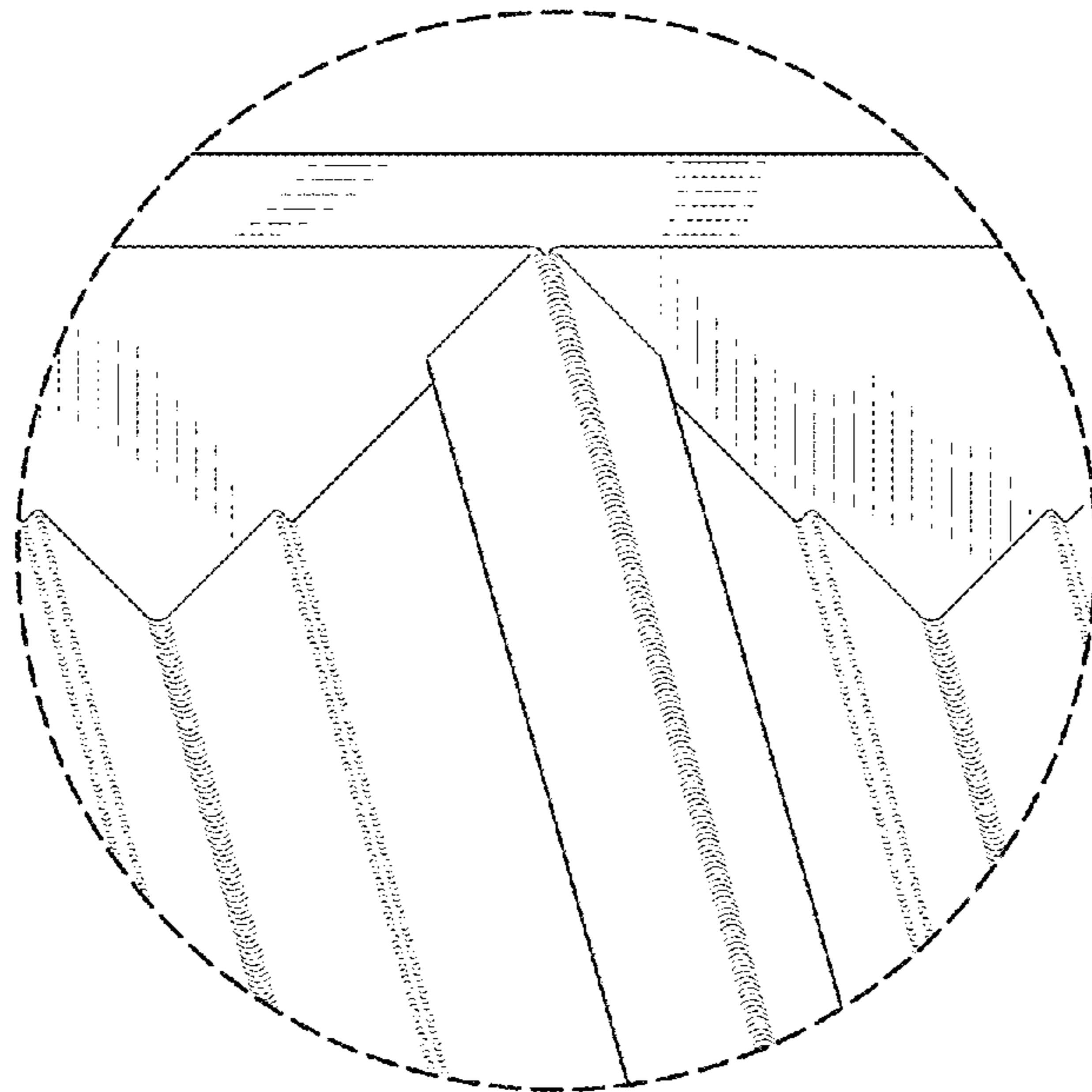


FIG. 7

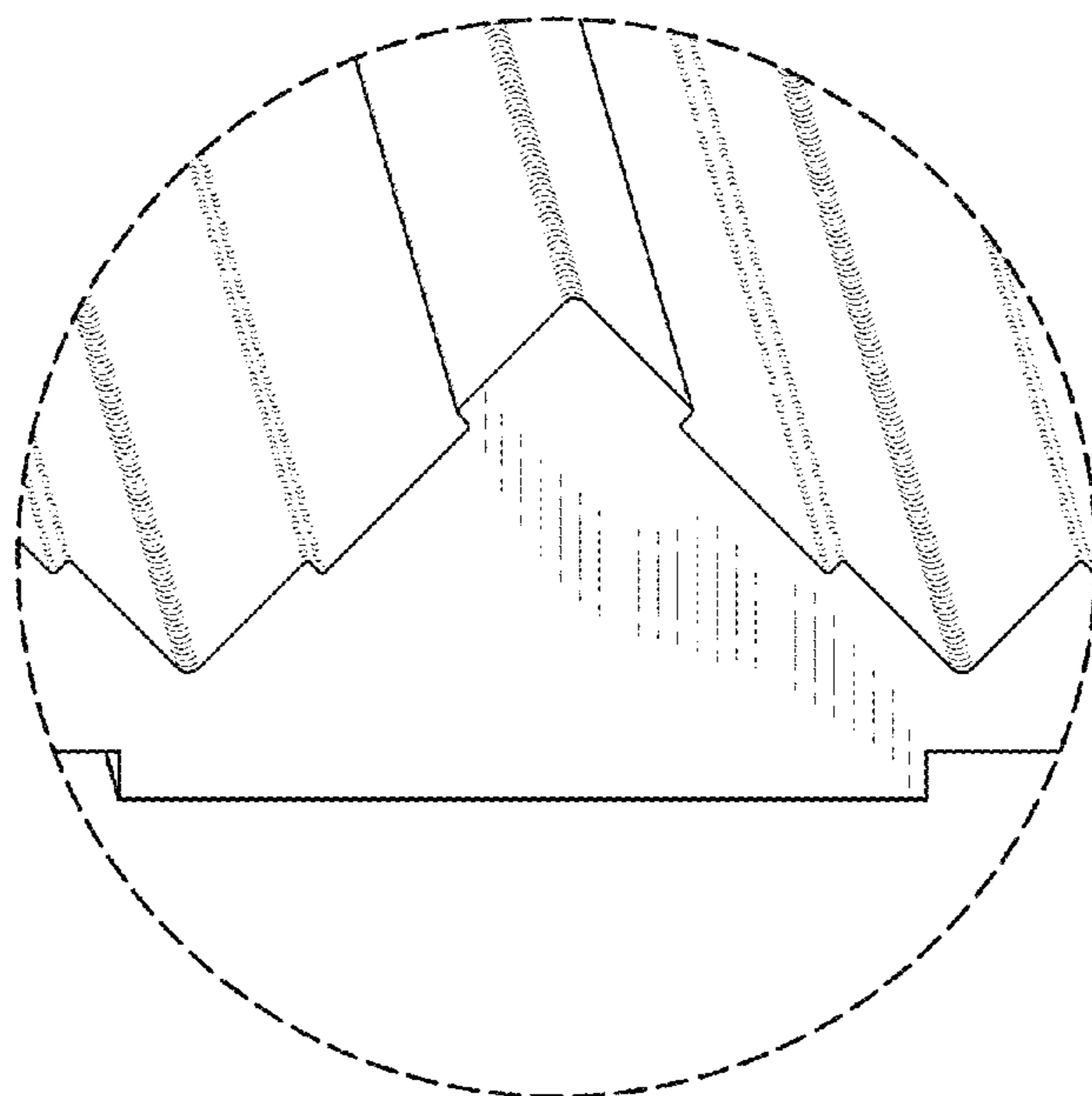


FIG. 8