



US00D747809S

(12) **United States Design Patent**
Anderson et al.

(10) **Patent No.:** **US D747,809 S**
(45) **Date of Patent:** **** Jan. 19, 2016**

(54) **DENTAL INSTRUMENT**
(71) Applicant: **Garrison Dental Solutions, LLC**,
Spring Lake, MI (US)
(72) Inventors: **Robert W. Anderson**, Coopersville, MI
(US); **Thomas D. Garrison**, Spring
Lake, MI (US); **Derek Gorter**, Jenison,
MI (US); **Steven H. Peterson**, Martin,
MI (US)
(73) Assignee: **Garrison Dental Solutions, LLC**,
Spring Lake, MI (US)

8,529,258 B2 * 9/2013 Doenges A61C 5/127
433/148
8,899,979 B2 * 12/2014 Anderson A61C 5/125
433/148
2005/0118554 A1 * 6/2005 Kilcher A61C 5/125
433/141
2013/0252198 A1 * 9/2013 Boos A61C 5/125
433/39
2013/0252199 A1 * 9/2013 Clark A61C 5/125
433/39
2014/0242544 A1 * 8/2014 Anderson A61C 5/125
433/136
2015/0216625 A1 * 8/2015 McDonald A61C 5/125
433/155

(**) Term: **14 Years**

* cited by examiner

(21) Appl. No.: **29/512,429**

Primary Examiner — Wan Laymon

(22) Filed: **Dec. 18, 2014**

(74) *Attorney, Agent, or Firm* — Warmer Norcross & Judd
LLP

(51) **LOC (10) Cl.** **24-04**

(52) **U.S. Cl.**
USPC **D24/181**

(58) **Field of Classification Search**
USPC D24/107, 155–156, 176, 180–182
CPC A61C 5/125; A61C 5/127; A61C 5/12;
A61C 7/00; A61C 7/18; A61C 5/122; A61C
15/00

See application file for complete search history.

(57) **CLAIM**

The ornamental design for a dental instrument, as shown and
described.

(56) **References Cited**

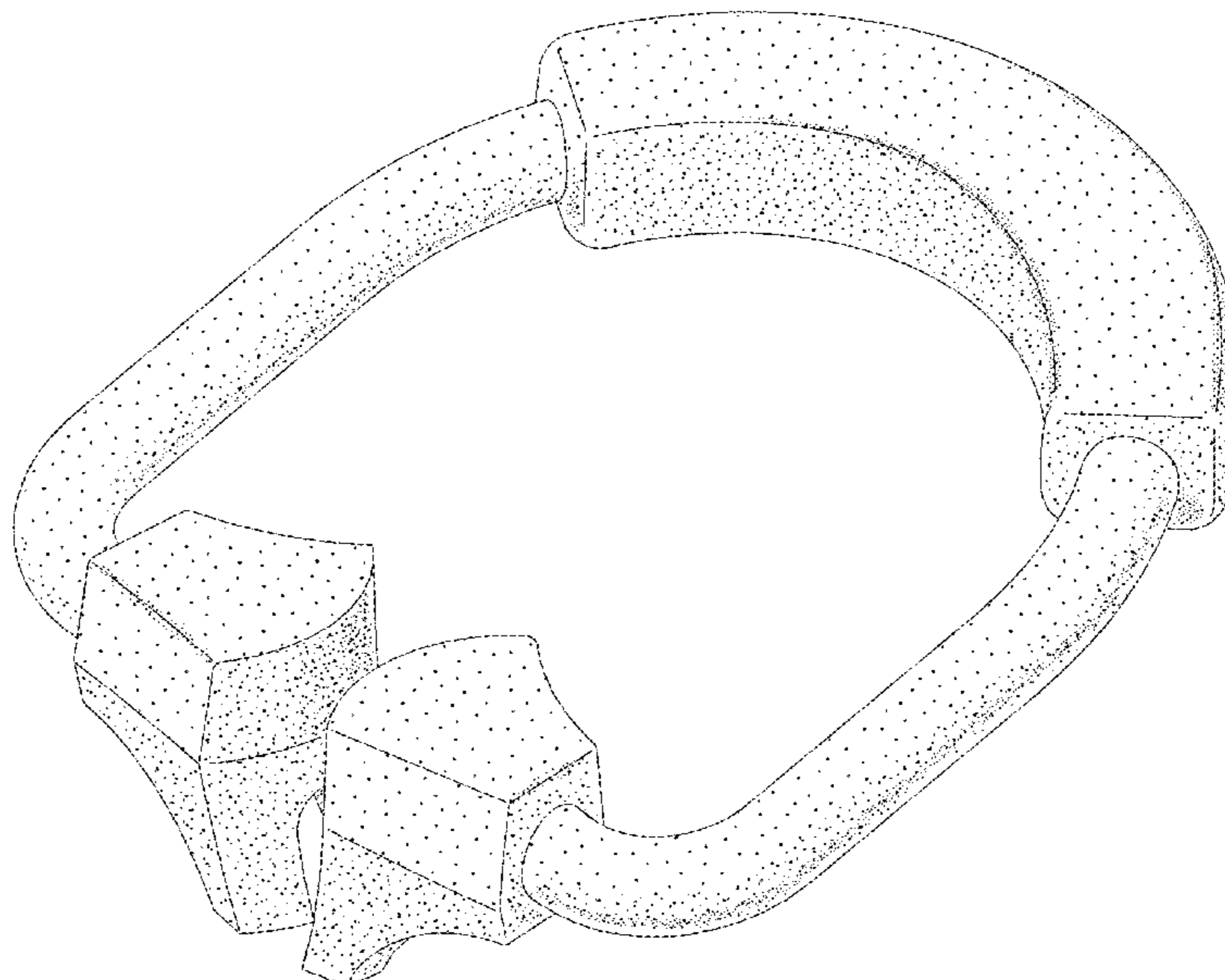
U.S. PATENT DOCUMENTS

7,175,432 B2 * 2/2007 McDonald A61C 5/127
433/139
D604,854 S * 11/2009 McDonald D24/181

DESCRIPTION

FIG. 1 is a perspective view of a dental instrument showing
our new design;
FIG. 2 is a left side view thereof which is a mirror image to the
right side view;
FIG. 3 is a top view thereof; and,
FIG. 4 is a front view thereof.

1 Claim, 2 Drawing Sheets



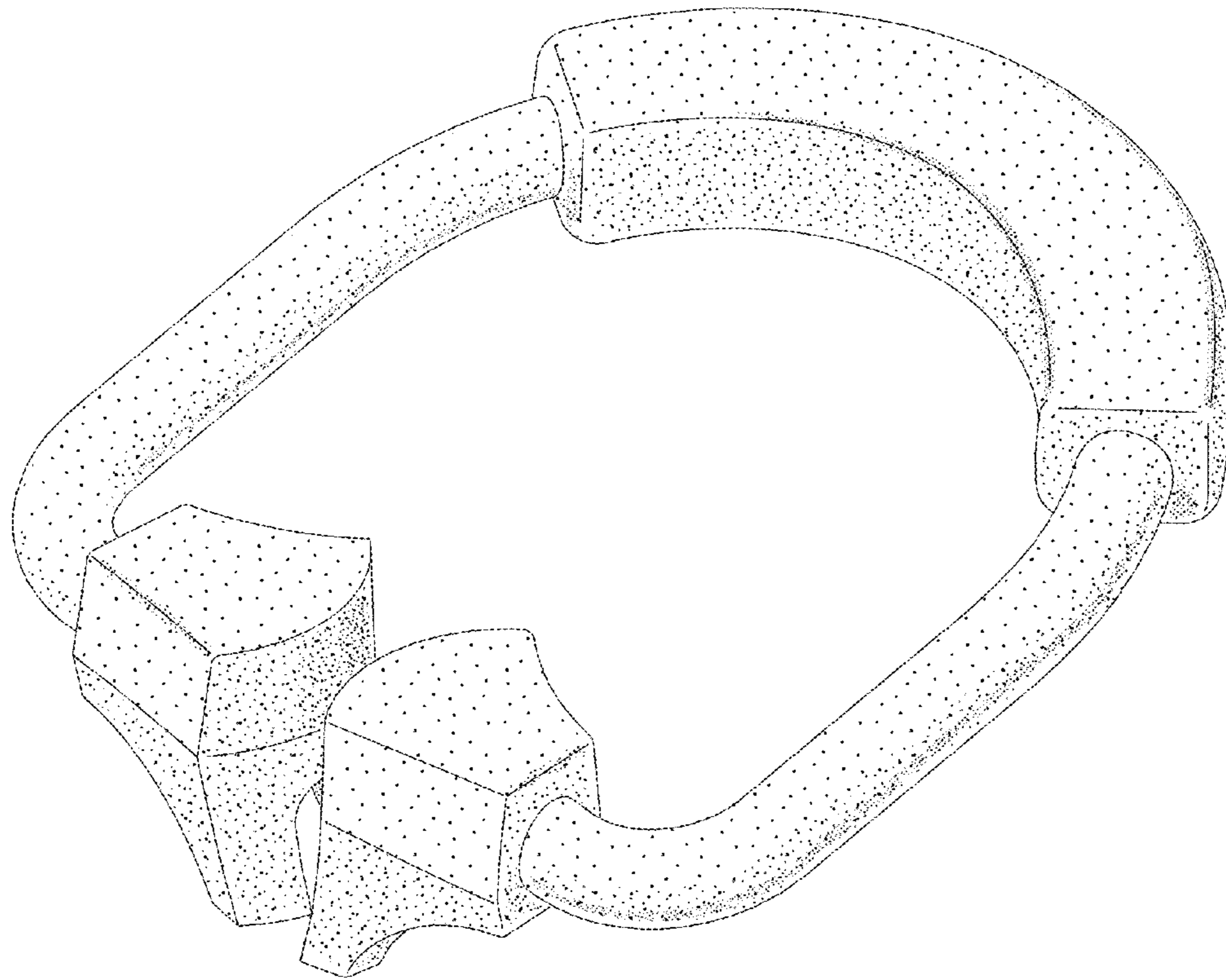


Fig. 1

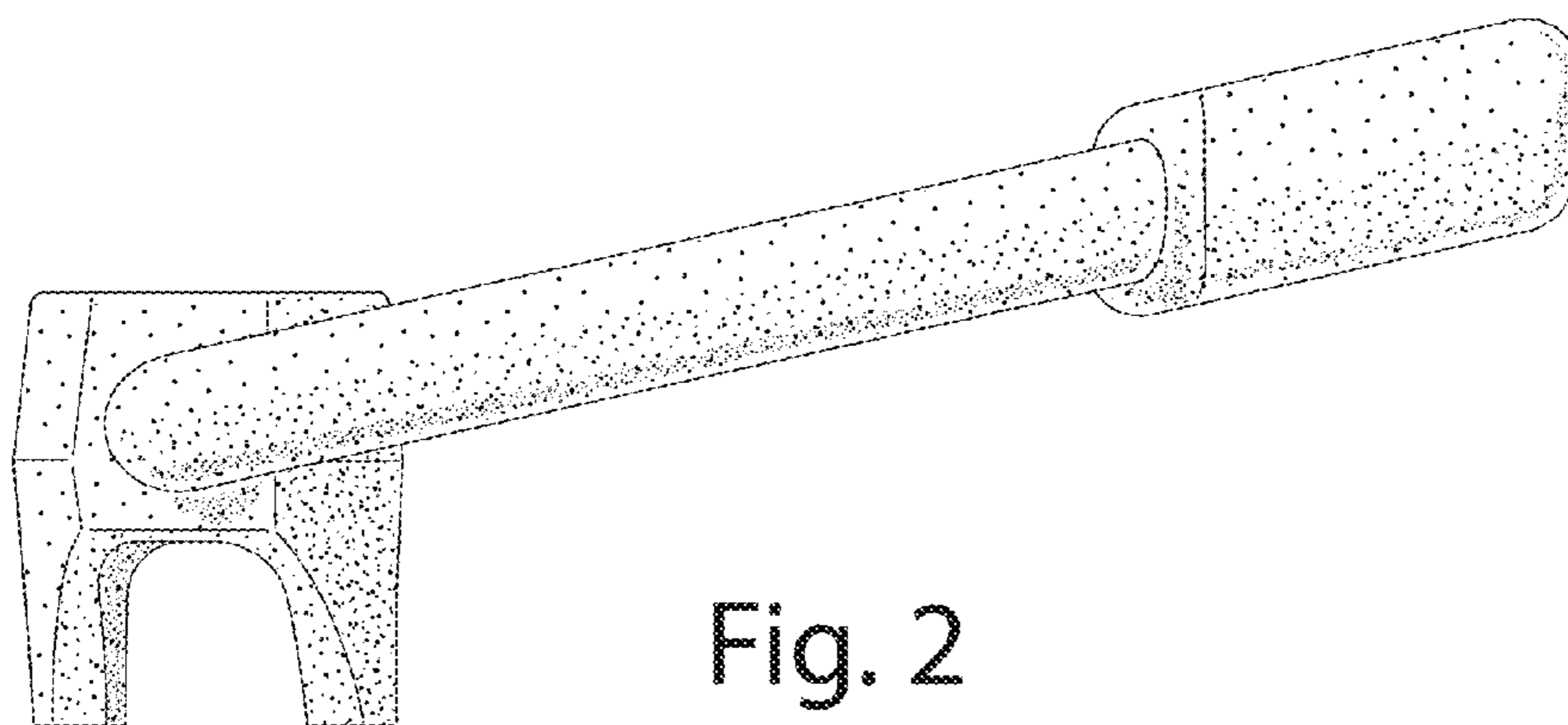


Fig. 2

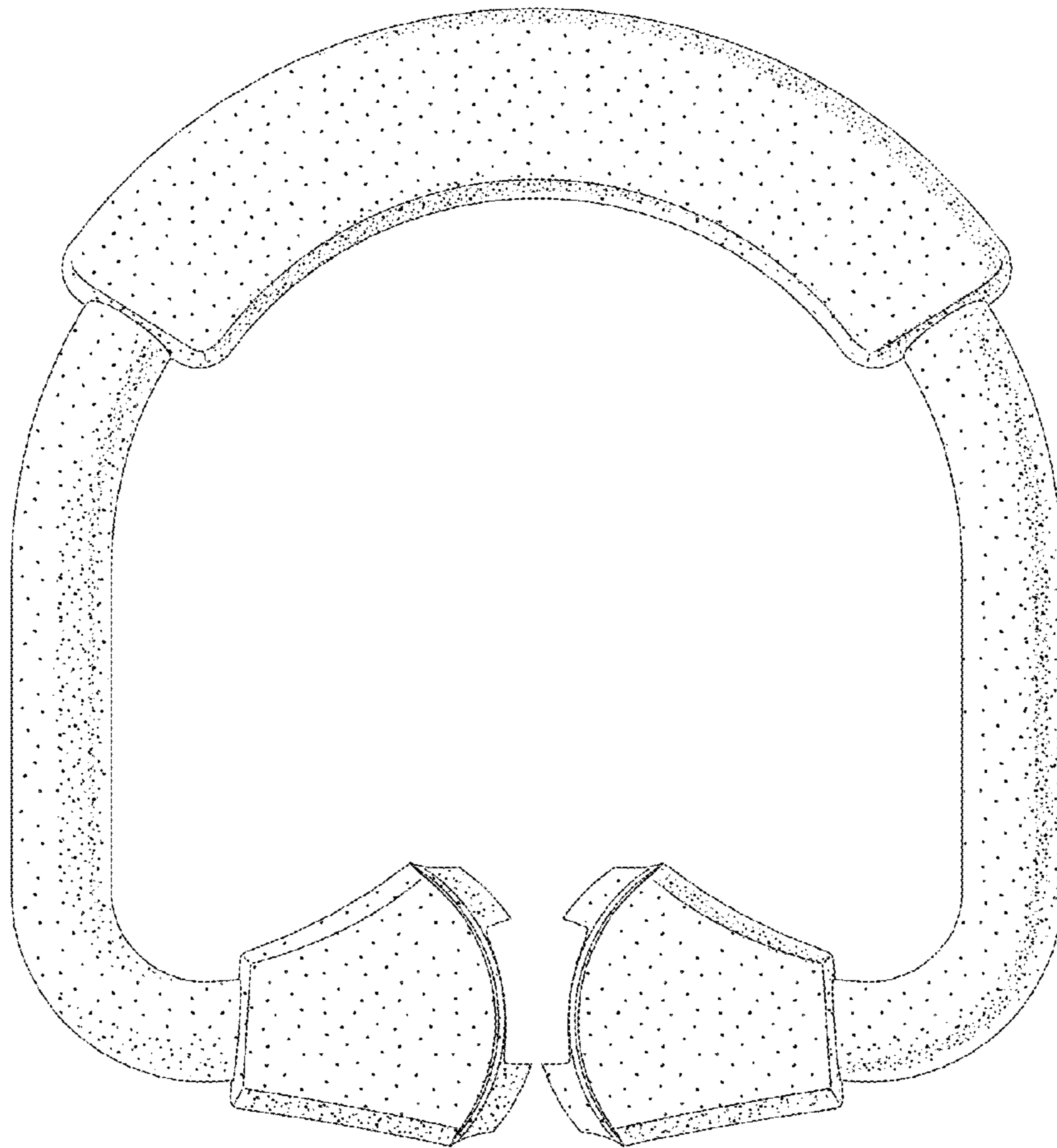


Fig. 3

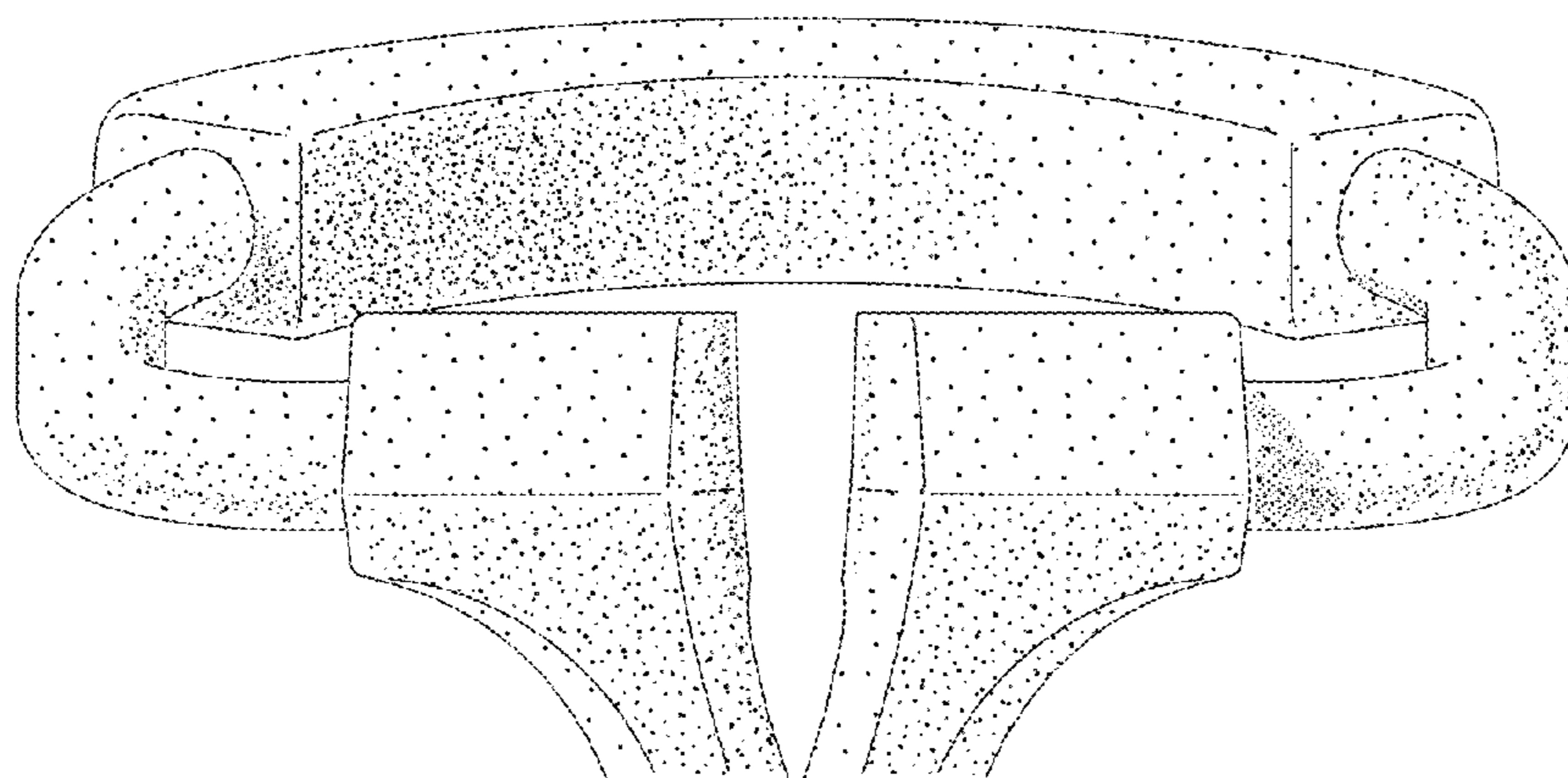


Fig. 4