



US00D747803S

(12) **United States Design Patent**
Knight

(10) **Patent No.:** **US D747,803 S**
(45) **Date of Patent:** **** Jan. 19, 2016**

(54) **ORTHOPEDIC DRILL GUIDE**

(71) Applicant: **BioMedical Enterprises, Inc.**, San Antonio, TX (US)
(72) Inventor: **Adam T. Knight**, San Antonio, TX (US)
(73) Assignee: **BioMedical Enterprises, Inc.**, San Antonio, TX (US)
(**) Term: **14 Years**

(21) Appl. No.: **29/497,301**

(22) Filed: **Jul. 23, 2014**

(51) **LOC (10) Cl.** **24-02**

(52) **U.S. Cl.**
USPC **D24/140**

(58) **Field of Classification Search**
USPC D24/140, 133, 142, 144, 145, 146, 147, D24/150, 151, 152; 606/96
CPC A61B 17/1728; A61B 17/1757; A61B 17/16; A61B 17/17
See application file for complete search history.

(56) **References Cited**

U.S. PATENT DOCUMENTS

7,625,378	B2 *	12/2009	Foley	606/96
D630,746	S *	1/2011	Richter et al.	D24/140
D669,984	S *	10/2012	Cheney et al.	D24/140
8,584,853	B2	11/2013	Knight et al.		
2003/0083667	A1 *	5/2003	Ralph et al.	606/96
2011/0152870	A1 *	6/2011	Miniaci et al.	606/80
2013/0289447	A1 *	10/2013	Cavallazzi et al.	600/587
2014/0316418	A1 *	10/2014	Blain et al.	606/96

OTHER PUBLICATIONS

Speed™ Continuous Compression Fixation System Brochure, ©2011, BioMedical Enterprises, Inc., 14875 Omicron Drive, Suite 205, San Antonio, TX 78245.

Speed™ Continuous Compression Fixation System Brochure, ©2012, BioMedical Enterprises, Inc., 14875 Omicron Drive, Suite 205, San Antonio, TX 78245.
Reverto™ Shape Memory Stapel System for Arthrodesis and Skeletal Fixation of the Hand Brochure, ©2009, Core Essence Orthopedics, Inc., 301 Oxford Valley Road, Suite 905B, Yardley, PA 19067.
Metric™ Super Staple Brochure, ©2013, Metric Medical Devices, Inc., 846 Silver Springs, Helotes, TX 78023.
Easy Clip™ SI Superelastic Fixation System Brochure, ©2009, MMI-USA, 6060 Poplar Ave., Suite 254, Memphis, TN 38119.
Fuseforce™ SuperElastic, Shape Memory Nitinol Brochure, ©2013, Solana Surgical, LLC, 6363 Poplar Ave. Memphis, TN 38119.
TRIMED™ Highly Elastic Staples Surgical Technique Brochure, ©2013, TriMed, Inc. 27533 Avenue Hopkins, Valencia, CA 91355.

* cited by examiner

Primary Examiner — Wan Laymon

Assistant Examiner — Mark Booker

(74) *Attorney, Agent, or Firm* — Christopher L. Makay

(57) **CLAIM**

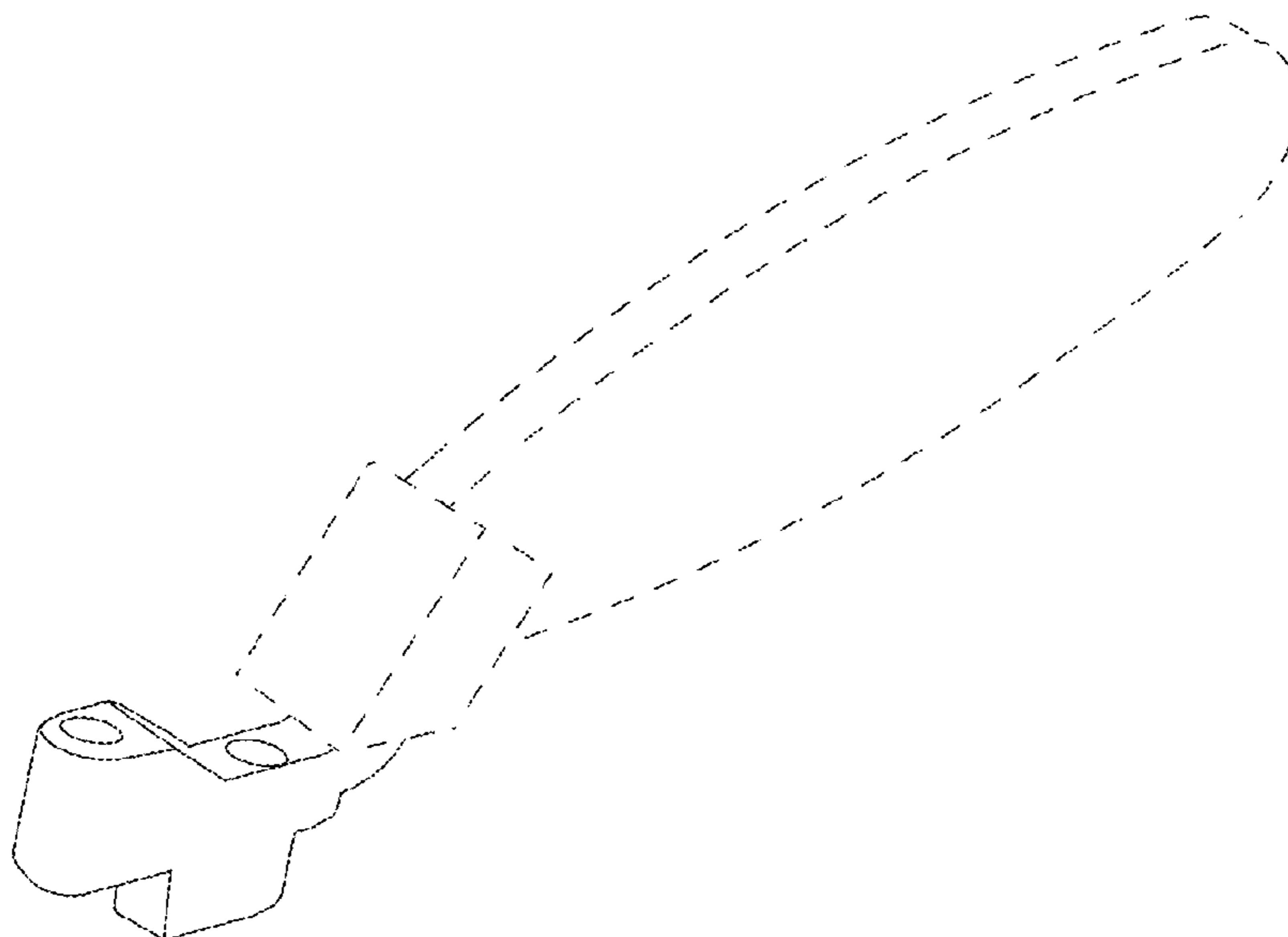
The ornamental design for an orthopedic drill guide, as shown and described.

DESCRIPTION

FIG. 1 is a perspective of the orthopedic drill guide;
FIG. 2 is a right side view thereof;
FIG. 3 is a left side view thereof;
FIG. 4 is a front view thereof;
FIG. 5 is a back view thereof;
FIG. 6 is a top view thereof; and,
FIG. 7 is a bottom view thereof.

The broken lines shown in the figures are included for the purpose of illustrating portions of the orthopedic drill guide and form no part of the claimed design.

1 Claim, 4 Drawing Sheets



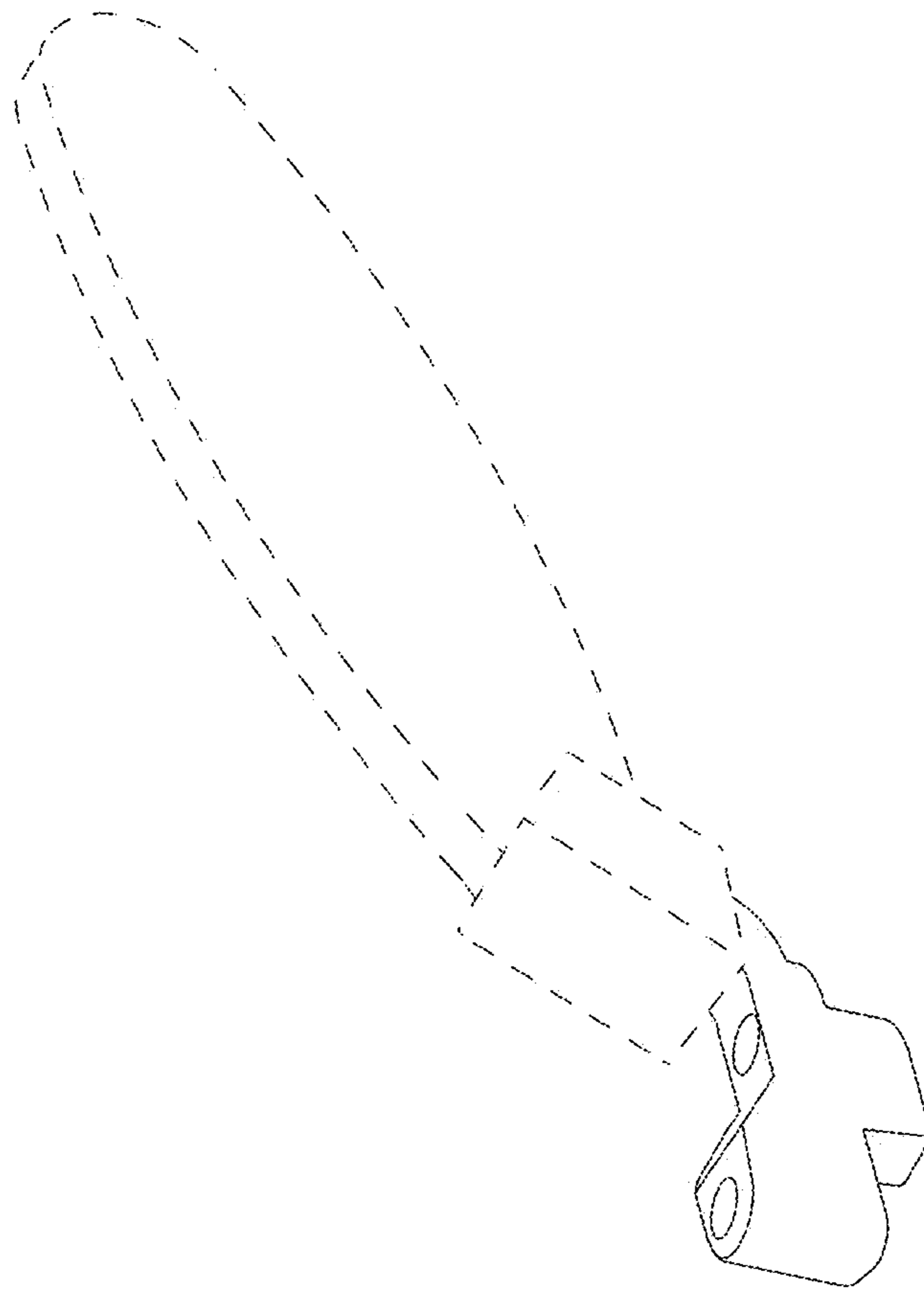


Figure 1

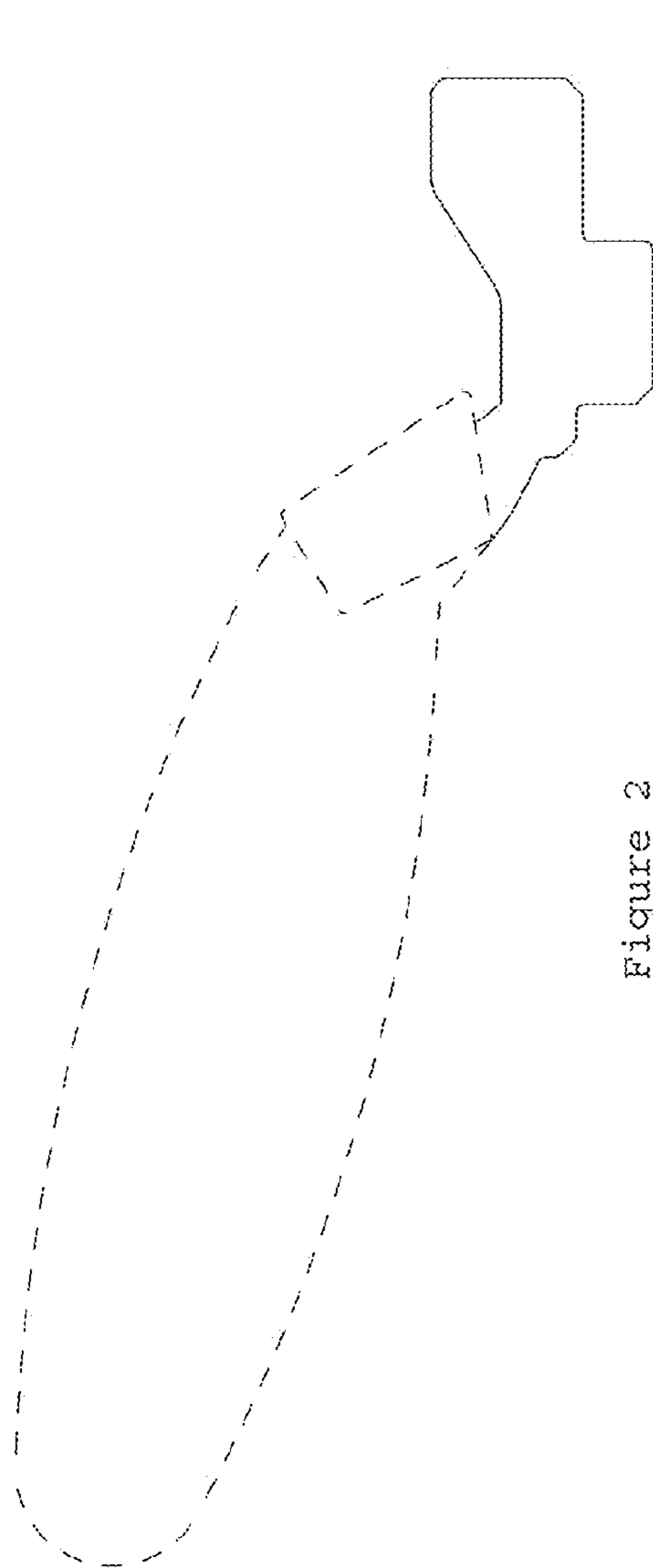


Figure 2

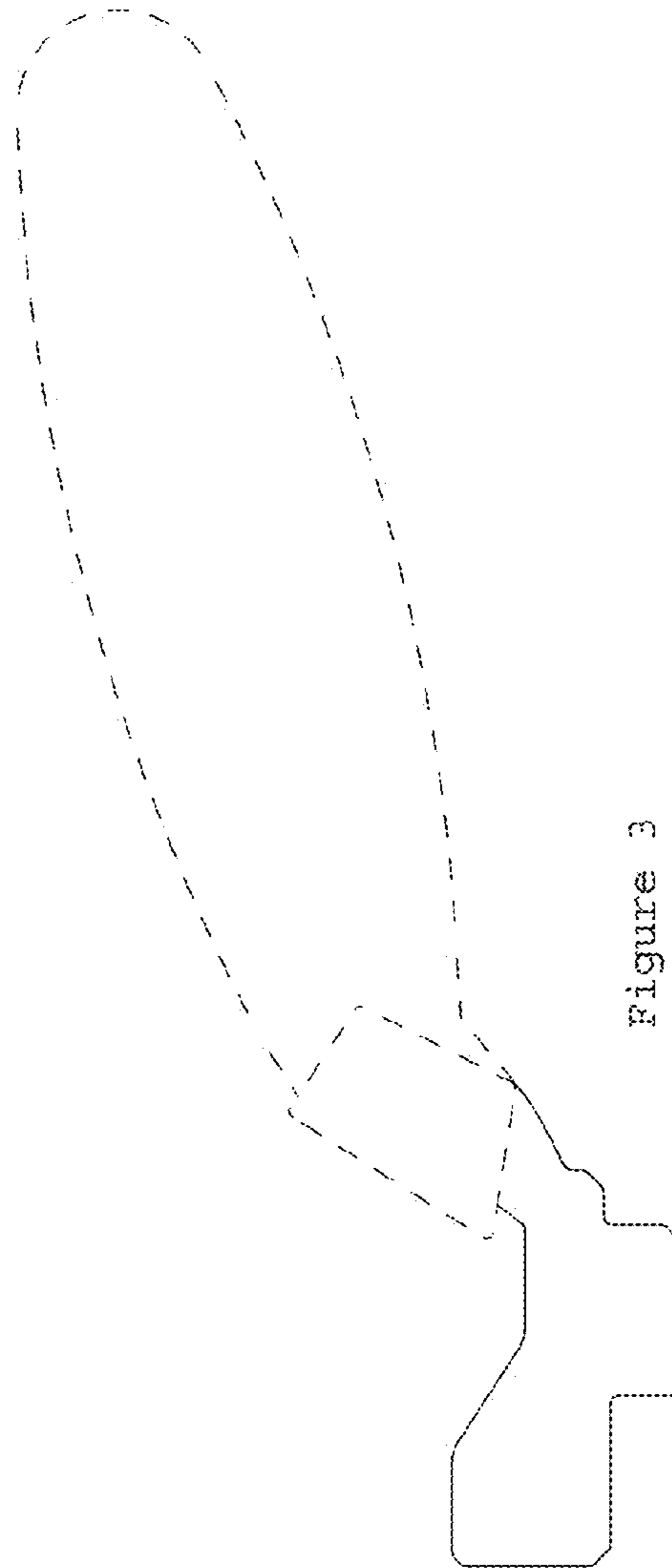


Figure 3




Figure 5



Figure 4




Figure 6




Figure 7