



US00D747800S

(12) **United States Design Patent**  
**Dunleavy et al.**

(10) **Patent No.:** **US D747,800 S**  
(45) **Date of Patent:** **\*\* Jan. 19, 2016**

(54) **DERMATOLOGICAL MEDICAL DEVICE**

FOREIGN PATENT DOCUMENTS

(71) Applicant: **Dermal Photonics Corporation**,  
Middleton, MA (US)

JP 2005270125 10/2005  
WO 2004000150 12/2003

(Continued)

(72) Inventors: **Paul Dunleavy**, Epping, NH (US);  
**Drake Stimson**, Terrace Park, OH (US);  
**Christopher Michael Bradley**, Orinda,  
CA (US); **Roland Jeffrey Wyatt**,  
Bozeman, MT (US); **Jeffrey Alan Tilley**,  
La Honda, CA (US)

OTHER PUBLICATIONS

Office Action issued on Feb. 4, 2014 in corresponding U.S. Appl. No.  
14/022,372.

(Continued)

(73) Assignee: **Dermal Photonics Corporation**,  
Middleton, MA (US)

*Primary Examiner* — Ian Simmons  
*Assistant Examiner* — Samantha Q Lawrence

(74) *Attorney, Agent, or Firm* — Onello & Mello, LLP

(\*\*) Term: **14 Years**

(21) Appl. No.: **29/481,180**

(22) Filed: **Feb. 3, 2014**

(57) **CLAIM**

The ornamental design for a dermatological medical device,  
as shown and described.

**Related U.S. Application Data**

(63) Continuation-in-part of application No. 14/022,372,  
filed on Sep. 10, 2013, now Pat. No. 8,974,443, and a  
continuation-in-part of application No. 14/022,436,  
filed on Sep. 10, 2013, now Pat. No. 8,888,830.

(51) **LOC (10) Cl.** ..... **24-02**

(52) **U.S. Cl.**  
USPC ..... **D24/133**

(58) **Field of Classification Search**

USPC ..... D24/112–118, 133, 134, 135, 136, 146,  
D24/147, 155, 156, 189; 606/48, 131, 132,  
606/133, 134, 289; D28/58, 59, 62  
See application file for complete search history.

**DESCRIPTION**

FIG. 1 is a perspective view of a dermatological medical  
device, in accordance with the present invention;  
FIG. 2 is a top view of the dermatological medical device of  
FIG. 1;  
FIG. 3 is a bottom view of the dermatological medical device  
of FIGS. 1 and 2;  
FIG. 4 is a right side view of the dermatological medical  
device of FIGS. 1-3;  
FIG. 5 is a left side view of the dermatological medical device  
of FIGS. 1-4;  
FIG. 6 is a front view of the dermatological medical device of  
FIGS. 1-5; and,  
FIG. 7 is a rear view of the dermatological medical device of  
FIGS. 1-6.

The broken lines shown in FIGS. 1-7 illustrate portions of the  
dermatological medical device that form no part of the  
claimed design.

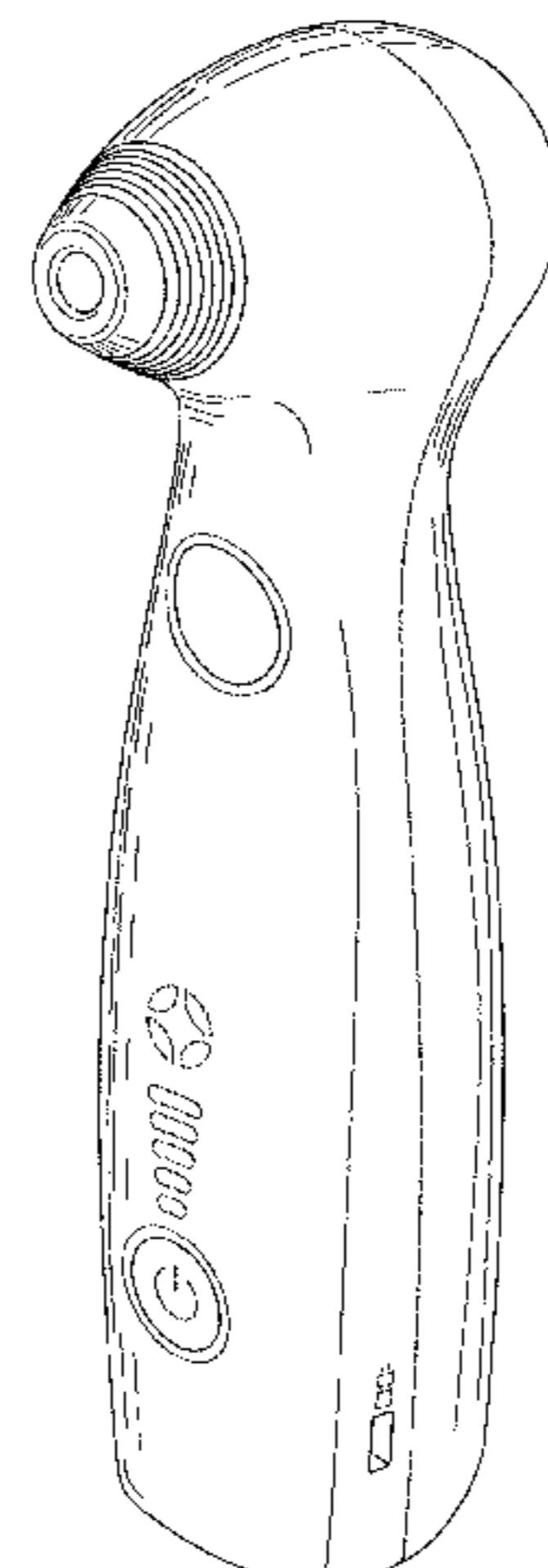
(56) **References Cited**

U.S. PATENT DOCUMENTS

5,735,844 A 4/1998 Anderson et al.  
6,009,876 A 1/2000 Yavitz  
6,083,217 A 7/2000 Tankovich  
6,161,546 A 12/2000 Yavitz

(Continued)

**1 Claim, 6 Drawing Sheets**



(56)

References Cited

U.S. PATENT DOCUMENTS

6,312,450 B1 11/2001 Yavitz et al.  
 6,514,278 B1 2/2003 Hibst et al.  
 D479,324 S \* 9/2003 Greaney ..... D24/113  
 6,663,659 B2 12/2003 McDaniel  
 6,676,655 B2 1/2004 McDaniel  
 7,094,252 B2 8/2006 Koop  
 D535,397 S \* 1/2007 Chen ..... D24/146  
 7,204,832 B2 4/2007 Altshuler et al.  
 7,276,058 B2 10/2007 Altshuler et al.  
 7,351,252 B2 4/2008 Altshuler et al.  
 D604,855 S \* 11/2009 Shearlaw et al. .... D24/186  
 7,644,145 B2 1/2010 Rockwell  
 D609,361 S \* 2/2010 McGarry et al. .... D24/209  
 D612,510 S \* 3/2010 Byle ..... D24/210  
 7,749,260 B2 7/2010 Da Silva et al.  
 D649,636 S 11/2011 Bean et al.  
 D652,919 S \* 1/2012 Sherwood et al. .... D24/133  
 8,126,784 B1 2/2012 Agarwal  
 8,182,473 B2 5/2012 Altshuler et al.  
 D672,507 S \* 12/2012 Szymanski ..... D28/58  
 D684,723 S \* 6/2013 Tsai ..... D28/58  
 D722,197 S \* 2/2015 Helmbold et al. .... D28/44  
 2005/0222555 A1 10/2005 Manstein et al.  
 2006/0116671 A1 6/2006 Slayton et al.  
 2007/0055327 A1 3/2007 Esch et al.  
 2007/0118098 A1 5/2007 Tankovich  
 2008/0091179 A1 4/2008 Durkin et al.

2008/0091251 A1 4/2008 Walneck et al.  
 2008/0140164 A1 6/2008 Oberreiter et al.  
 2008/0269847 A1 10/2008 Nemenov  
 2009/0040067 A1 2/2009 McCoy et al.  
 2009/0044129 A1 2/2009 Ebrom et al.  
 2009/0044137 A1 2/2009 Bartley et al.  
 2010/0049180 A1 2/2010 Wells et al.  
 2010/0069898 A1 3/2010 O'Neil et al.  
 2010/0102051 A1 4/2010 Ebrom et al.  
 2010/0106265 A1 4/2010 Ebrom et al.  
 2010/0145321 A1 6/2010 Altshuler et al.  
 2011/0040358 A1 2/2011 Bean et al.  
 2011/0122905 A1 5/2011 Bean et al.  
 2013/0030423 A1 1/2013 Reichert et al.  
 2013/0158547 A1 \* 6/2013 David ..... 606/41  
 2014/0088632 A1 \* 3/2014 Booker et al. .... 606/182

FOREIGN PATENT DOCUMENTS

WO 2004033040 4/2004  
 WO 2010120909 10/2010  
 WO 2011078905 6/2011

OTHER PUBLICATIONS

Bean, D., et al., "Treatment of Acne and Wrinkles with Low Power, Double-Pass 1470nm Handheld Laser" Jun. 2011.  
 Office Action dated Jan. 14, 2014 issued in U.S. Appl. No. 14/022,436.

\* cited by examiner

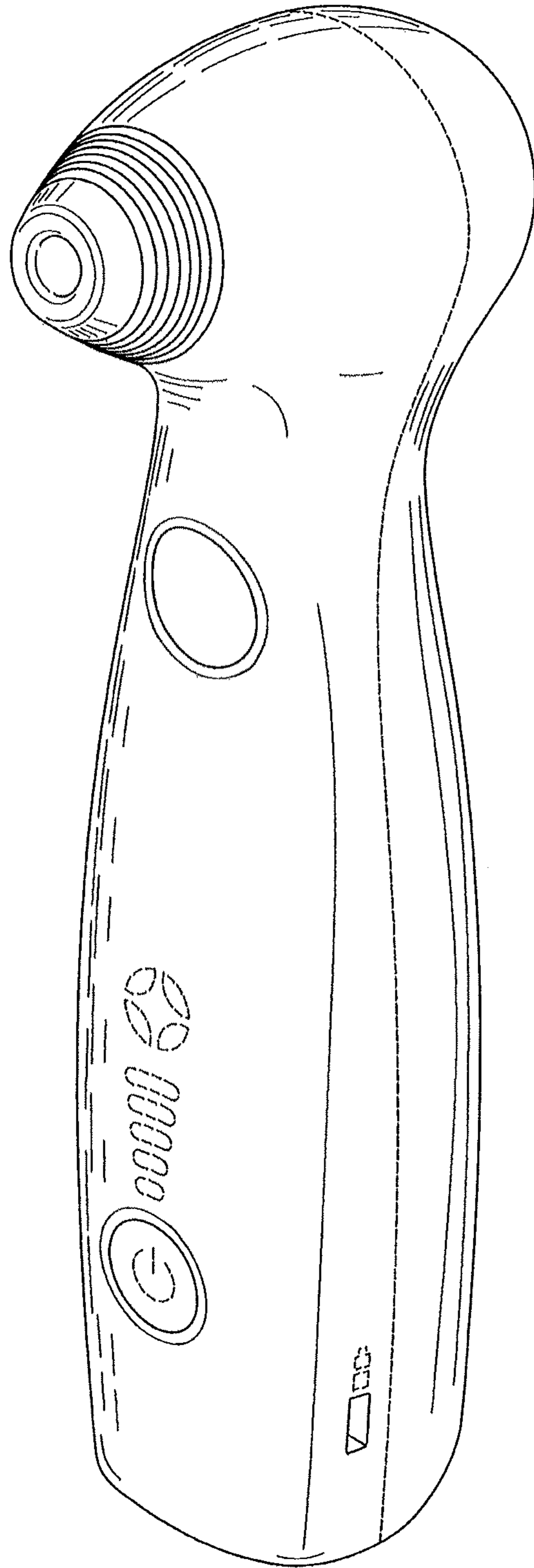


FIG. 1

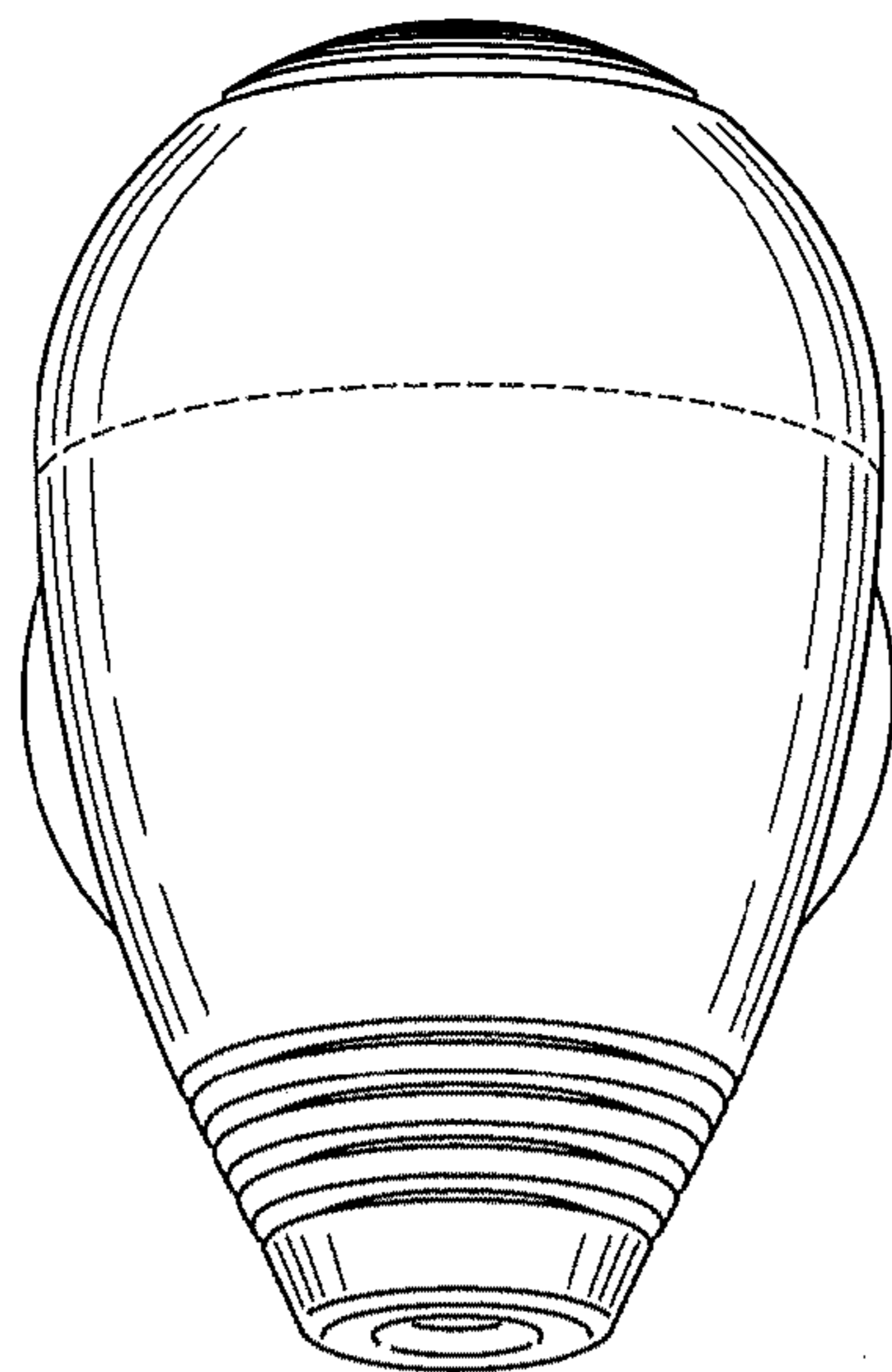


FIG. 2

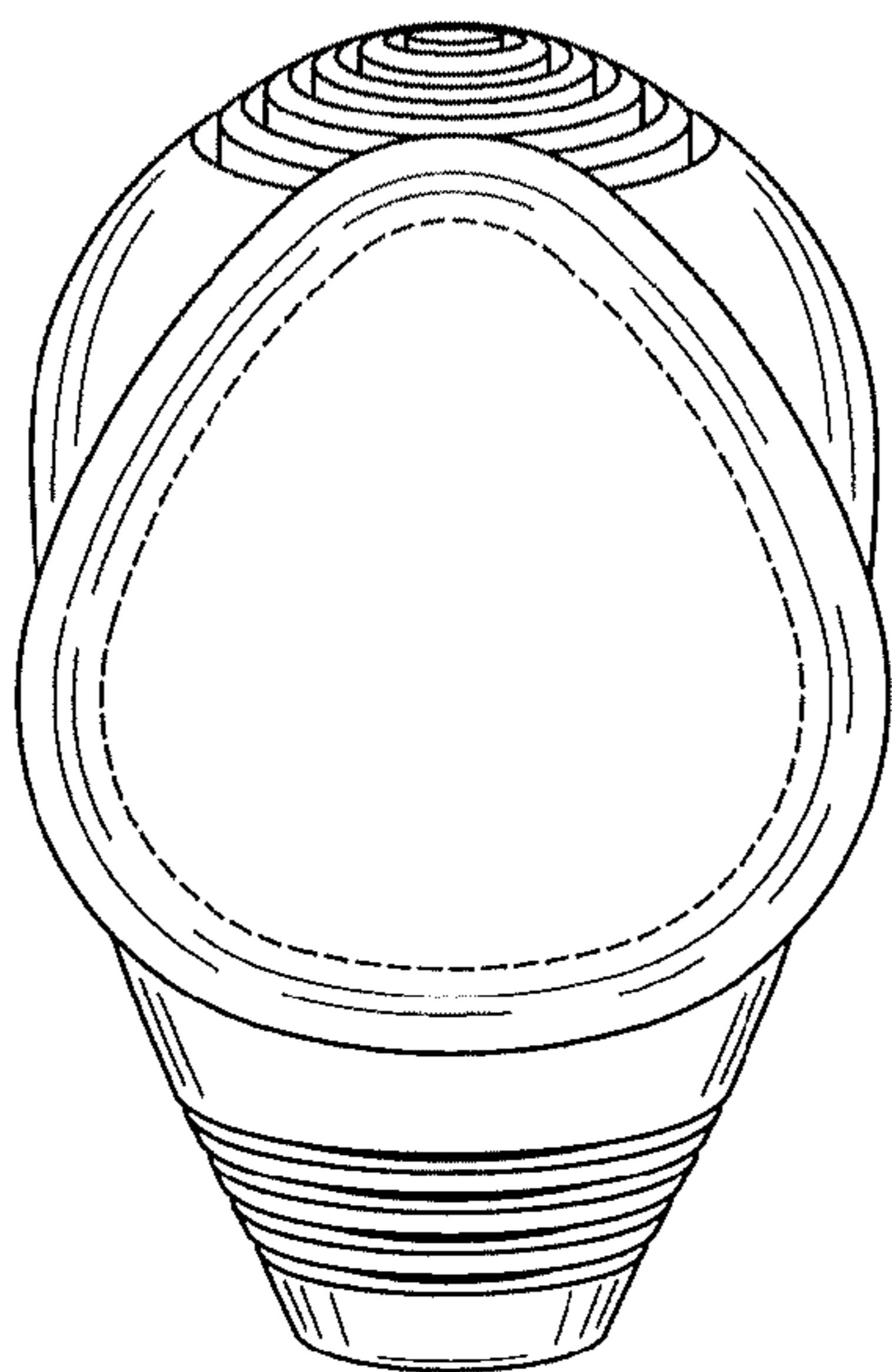


FIG. 3

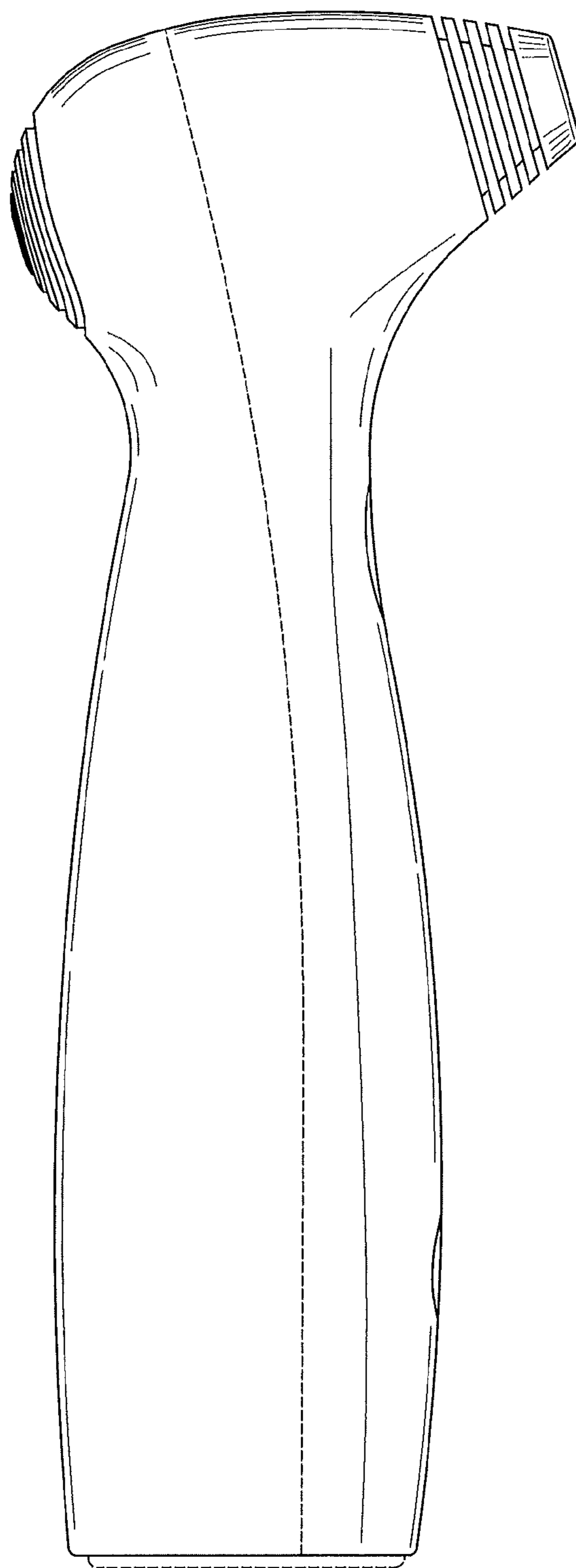


FIG. 4

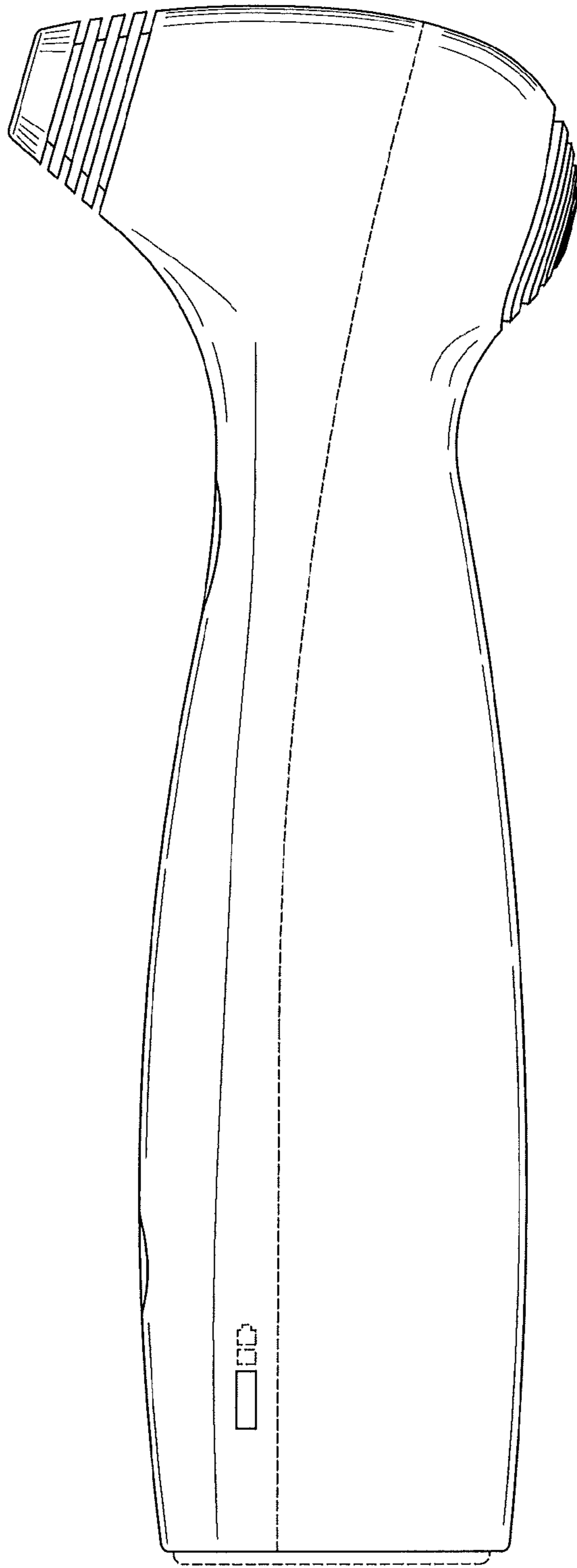


FIG. 5

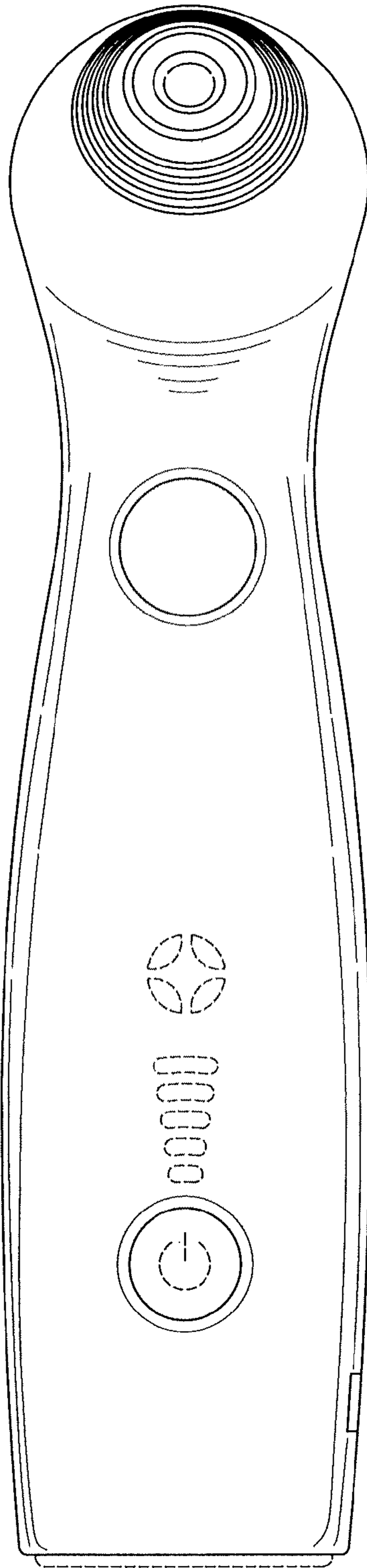


FIG. 6

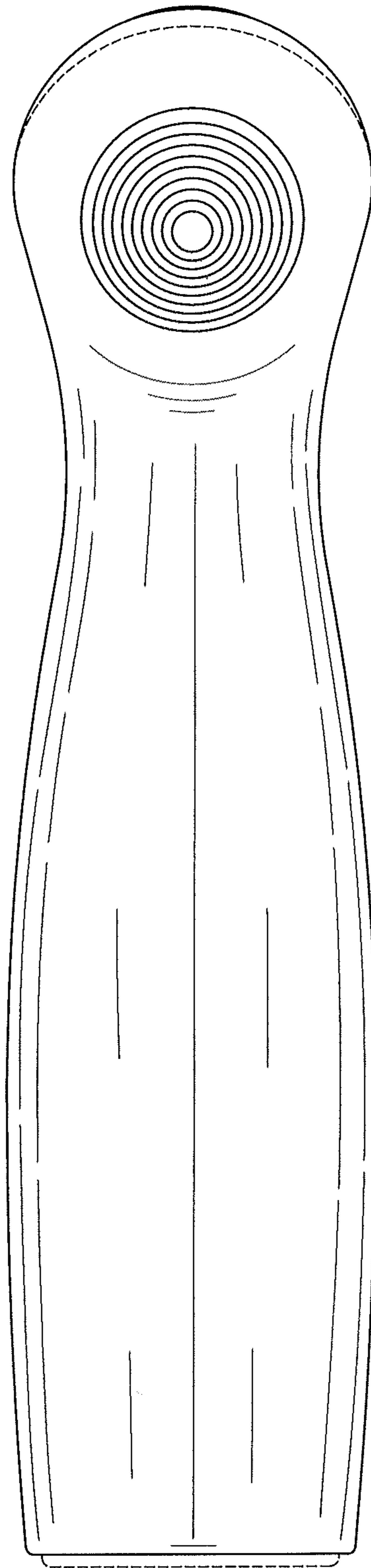


FIG. 7