



US00D747770S

(12) **United States Design Patent**
Nishida

(10) **Patent No.:** **US D747,770 S**
(45) **Date of Patent:** **** Jan. 19, 2016**

(54) **PEN**

(71) Applicant: **Mitsubishi Pencil Company, Limited,**
Shinagawa-ku, Tokyo (JP)

(72) Inventor: **Tsuyoshi Nishida,** Tokyo (JP)

(73) Assignee: **MITSUBISHI PENCIL COMPANY,**
LIMITED, Tokyo (JP)

(**) Term: **14 Years**

(21) Appl. No.: **29/506,363**

(22) Filed: **Oct. 15, 2014**

(30) **Foreign Application Priority Data**

Apr. 18, 2014 (JP) 2014-008624

(51) **LOC (10) Cl.** **19-06**

(52) **U.S. Cl.**

USPC **D19/199;** D19/913

(58) **Field of Classification Search**

USPC D14/411; D19/115-204

CPC B43K 5/005; B43K 7/00; B43K 7/10;

B43K 7/12; B43K 8/04; B43K 19/00; B43K

19/14; B43K 23/00; B43K 23/001; B43K

23/016; B43K 24/08; B43K 24/084

See application file for complete search history.

(56) **References Cited**

U.S. PATENT DOCUMENTS

D444,498	S	*	7/2001	Izushima	D19/174
D469,467	S	*	1/2003	Briggl	D19/174
D491,983	S	*	6/2004	Izushima	D19/174
D503,742	S	*	4/2005	Mori	D19/174
D505,156	S	*	5/2005	Tatic	D19/174
D556,827	S	*	12/2007	Beyer	D19/199
D589,088	S	*	3/2009	Li	D19/174
D591,348	S	*	4/2009	Yu	D19/168
D603,899	S	*	11/2009	Suero, Jr.	D19/174
D604,362	S	*	11/2009	Suero, Jr.	D19/174
D664,594	S	*	7/2012	Casciotti	D19/199
D683,400	S	*	5/2013	Xie	D19/172
D689,935	S	*	9/2013	Li	D19/173
D692,483	S	*	10/2013	Laemle	D19/172

* cited by examiner

Primary Examiner — Elizabeth Albert

(74) *Attorney, Agent, or Firm* — Andrew F. Young, Esq.;
Lackenbach Siegel, LLP

(57) **CLAIM**

The ornamental design for a pen, as shown and described.

DESCRIPTION

FIG. 1 is a front perspective view of the invention.

FIG. 2 is a front elevation view of FIG. 1, elevated.

FIG. 3 is a rear elevation view of FIG. 1.

FIG. 4 is a left side elevation view of FIG. 1.

FIG. 5 is a right side elevation view of FIG. 1.

FIG. 6 is a top plan view of FIG. 1; and,

FIG. 7 is a bottom plan view of FIG. 1.

The broken lines in FIGS. 1-6 are included to show portions of the pen that form no part of the claimed design.

1 Claim, 4 Drawing Sheets

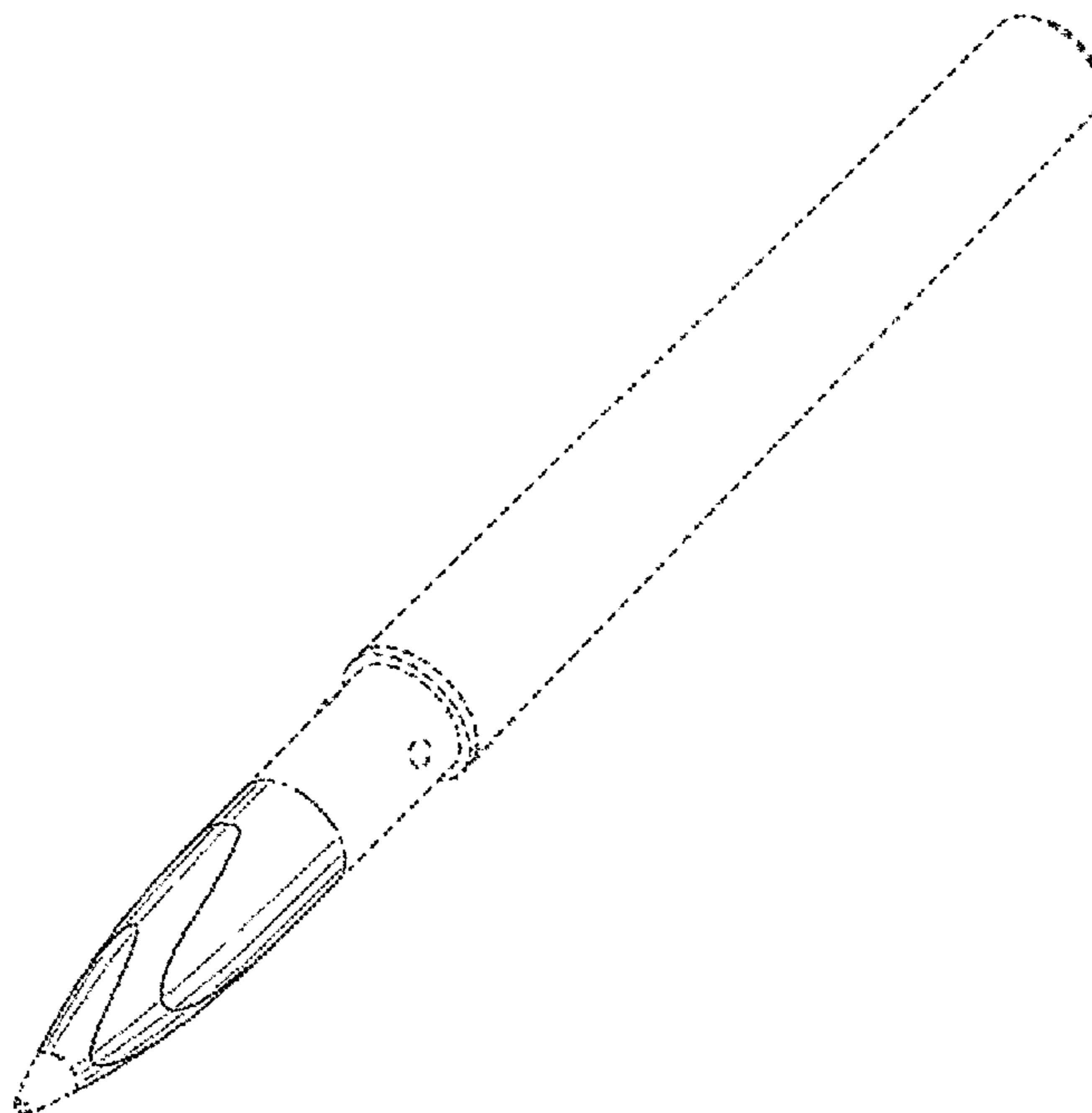


FIG. 1

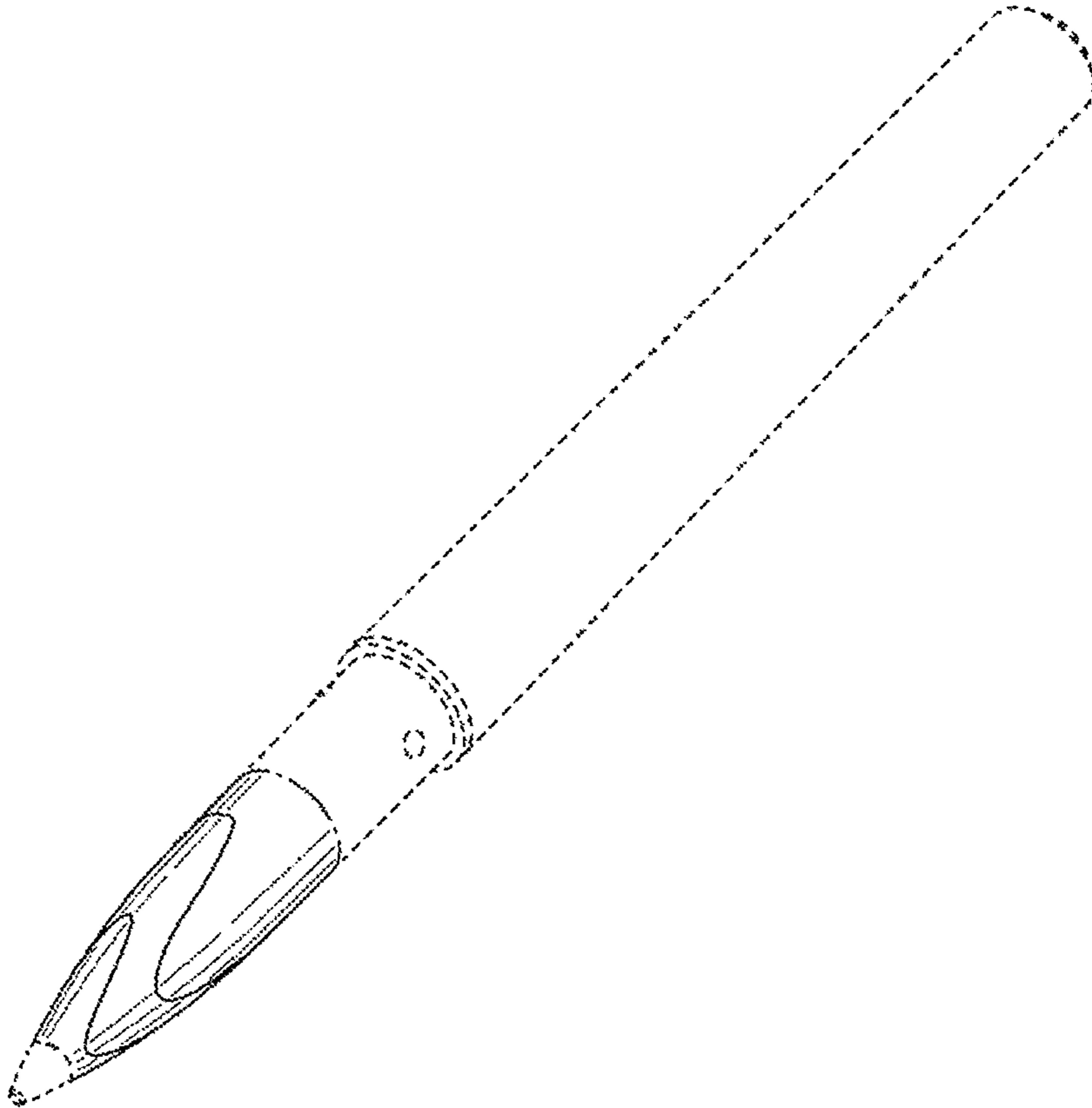


FIG. 2




FIG. 3




FIG. 4



FIG. 5




FIG. 6




FIG. 7

