



US00D747769S

(12) **United States Design Patent**
Sarkis

(10) **Patent No.:** **US D747,769 S**
(45) **Date of Patent:** **** Jan. 19, 2016**

(54) **MUSIC BOARD**
(71) Applicant: **Raji Sarkis**, Montreal (CA)
(72) Inventor: **Raji Sarkis**, Montreal (CA)
(**) Term: **14 Years**
(21) Appl. No.: **29/502,423**
(22) Filed: **Sep. 16, 2014**
(51) **LOC (10) Cl.** **19-06**
(52) **U.S. Cl.**
USPC **D19/113**
(58) **Field of Classification Search**
USPC D19/113; D20/10, 19, 27, 40, 42
CPC A63F 3/0019; A63F 2003/00132;
G09B 15/02; G10G 1/00
See application file for complete search history.

4,828,502 A 5/1989 Leahy
4,912,866 A * 4/1990 Bannister E04B 2/7431
40/605
D323,858 S * 2/1992 Levy D21/353
D339,610 S * 9/1993 Barriault D21/353
5,704,147 A 1/1998 Rellinger
D477,634 S * 7/2003 Malone D19/26
6,648,051 B1 11/2003 Young
D544,922 S * 6/2007 Shaffer D20/10
7,325,805 B2 * 2/2008 Ritchie A63F 3/00119
273/259
D583,415 S * 12/2008 Porter D19/113
7,980,857 B2 7/2011 Cheris et al.
8,003,872 B2 * 8/2011 Lopiccolo G10H 1/342
463/43
8,754,317 B2 * 6/2014 Sitrick G09B 15/023
84/477 R
9,129,583 B2 * 9/2015 Little G10H 1/0016
2002/0009703 A1 1/2002 Owen
2010/0267001 A1 10/2010 Sugai
2011/0252946 A1 10/2011 Armstrong

* cited by examiner

(56) **References Cited**

U.S. PATENT DOCUMENTS

339,173 A * 4/1886 Heaton B42F 17/00
211/40
1,338,475 A * 4/1920 Za Haris A63F 3/00119
273/242
1,354,176 A * 9/1920 Dobson G10G 1/00
84/483.1
1,406,960 A * 2/1922 Allen A63F 3/00119
84/471 R
1,558,083 A * 10/1925 Gittens A63F 3/00119
273/236
1,666,382 A * 4/1928 Hoffmeister G09B 15/02
84/471 R
1,724,904 A * 8/1929 Buxton G09B 15/02
84/471 R
1,816,865 A * 8/1931 Newton G09B 15/02
84/472
1,879,002 A 9/1932 Alles
D154,663 S * 8/1949 Culp D21/347
D212,628 S * 11/1968 Tregurtha 273/237
D220,055 S * 3/1971 Holton D26/56
3,698,277 A * 10/1972 Barra G10G 1/00
84/483.1
D241,800 S * 10/1976 Johnson D6/301
4,203,344 A * 5/1980 Krosnick A63F 3/00119
446/359

Primary Examiner — Elizabeth Albert

(74) *Attorney, Agent, or Firm* — Robert C. Montgomery;
Montgomery Patent and Design, LP.

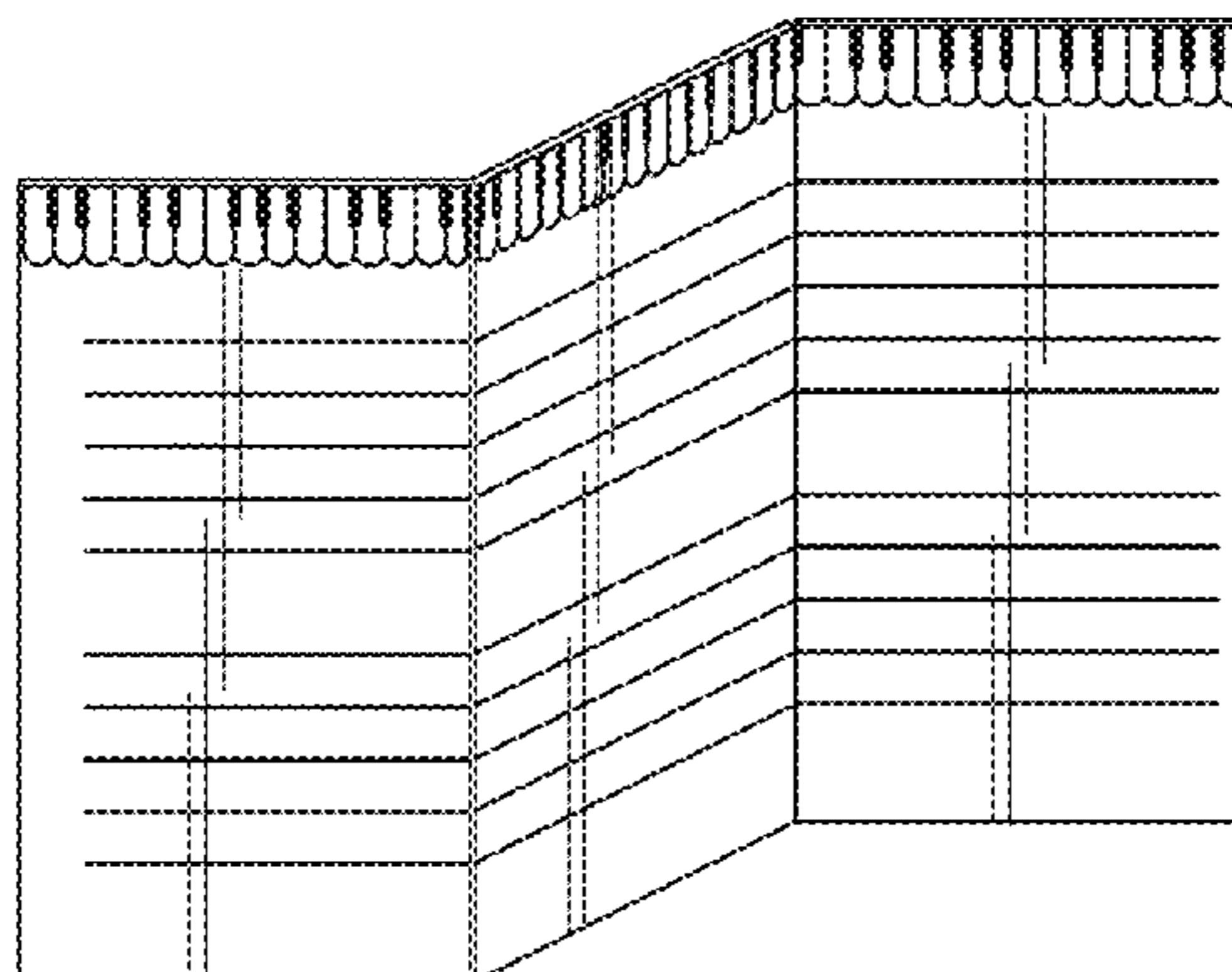
(57) **CLAIM**

The ornamental design for a music board, as shown and described.

DESCRIPTION

FIG. 1 is a front perspective view, showing my new design;
FIG. 2 is a rear perspective view thereof;
FIG. 3 is a front view thereof;
FIG. 4 is a rear view thereof;
FIG. 5 is a right side view with the left side view being a mirror image thereof;
FIG. 6 is a top side view with the bottom side view being a mirror image thereof;
FIG. 7 is a partially-folded front perspective view thereof;
and,
FIG. 8 is a partially-folded rear perspective view.

1 Claim, 7 Drawing Sheets



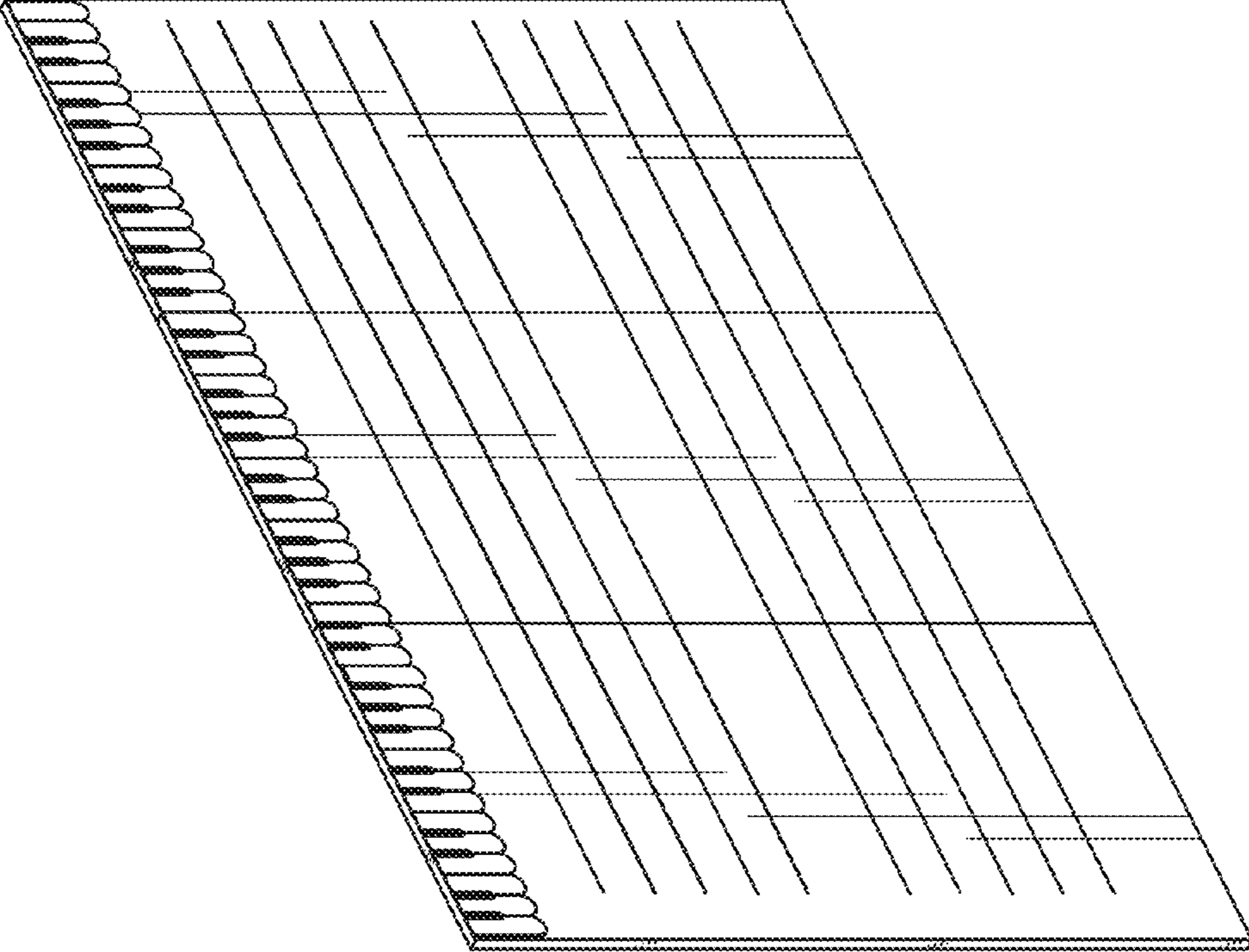


Fig. 1




Fig. 2




Fig. 3




Fig. 4



Fig. 5



Fig. 6

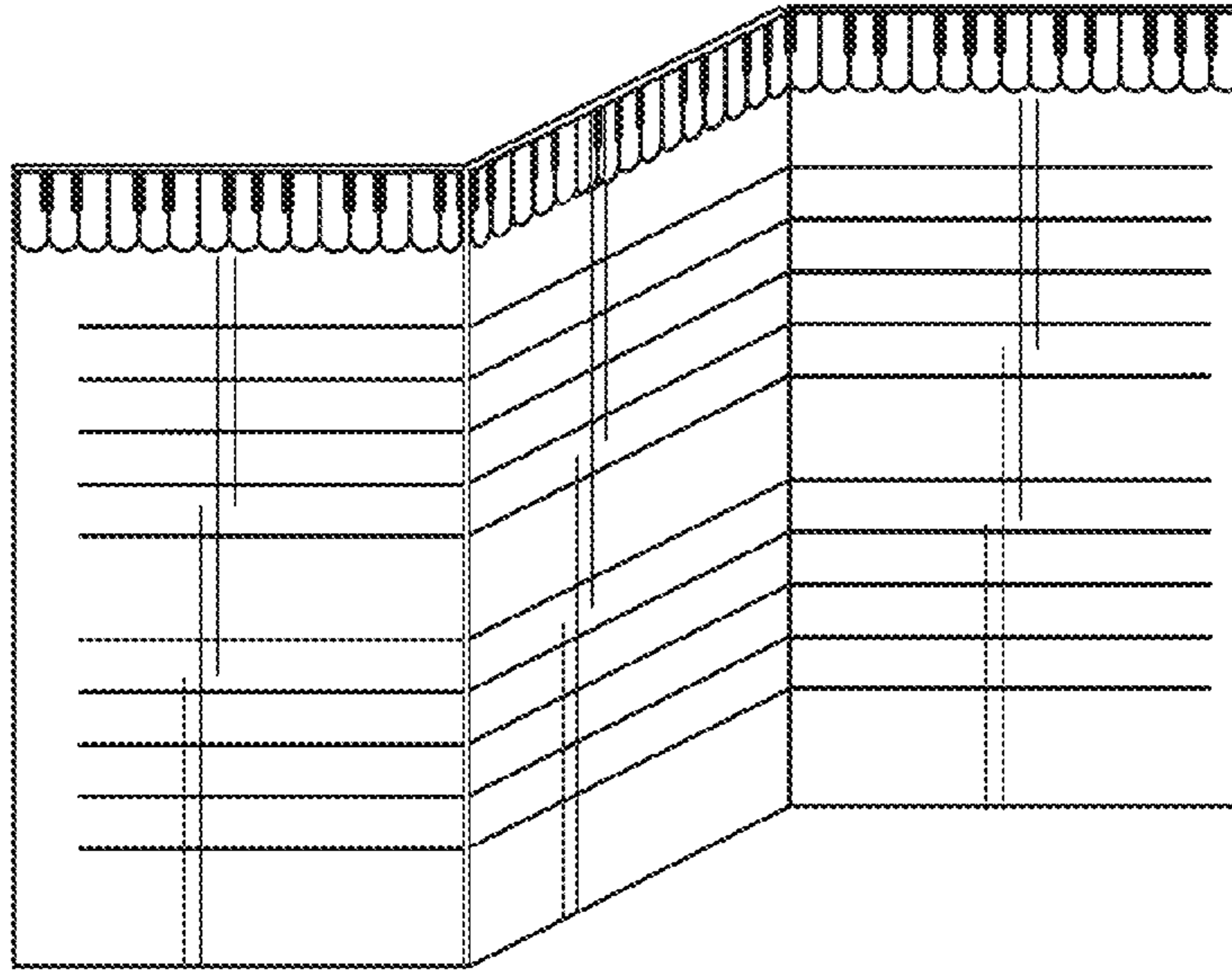


Fig. 7

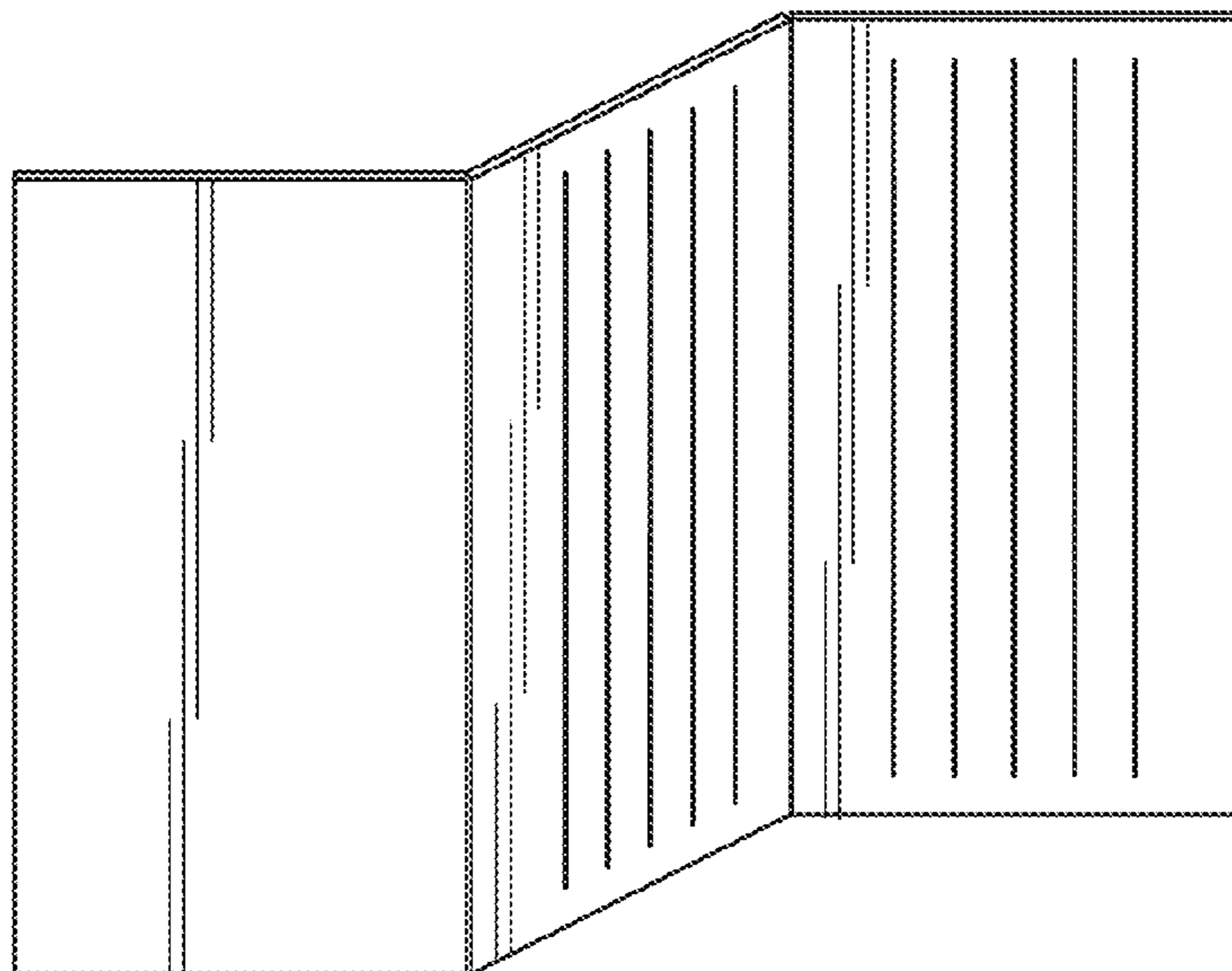


Fig. 8