



US00D747767S

(12) **United States Design Patent**  
**Zapalac**

(10) **Patent No.:** **US D747,767 S**  
(45) **Date of Patent:** **\*\* Jan. 19, 2016**

(54) **ENVELOPE-CARD COMBINATION**

(71) Applicant: **Shannon Zapalac**, Smithville, TX (US)

(72) Inventor: **Shannon Zapalac**, Smithville, TX (US)

(\*\*) Term: **14 Years**

(21) Appl. No.: **29/463,192**

(22) Filed: **Aug. 29, 2013**

(51) **LOC (10) Cl.** ..... **19-01**

(52) **U.S. Cl.**  
USPC ..... **D19/1**

(58) **Field of Classification Search**  
USPC ..... D19/1-12, 20-34; 40/124.01-124.15,  
40/672, 661, 726, 776, 617; 283/72,  
283/74-75, 103, 105, 106; 206/449, 213,  
206/308.3; D20/10, 22, 27, 40, 42; 229/72,  
229/92, 92.1, 300-303, 81; D9/707, 709;  
383/103, 51, 40, 87

CPC .. B42D 15/022; B42D 15/042; B42D 15/045;  
B42D 15/027; B42D 25/29; B42D 25/00;  
B65D 27/08

See application file for complete search history.

(56) **References Cited**

**U.S. PATENT DOCUMENTS**

1,821,011 A	9/1931	Greenlaw	
2,200,099 A	5/1940	Prentice	
3,570,752 A	3/1971	Sczesnizk	
3,648,923 A	3/1972	Young	
D243,846 S	3/1977	Watson	
D245,614 S	8/1977	Meeker	
D250,590 S	12/1978	Cohn et al.	
D251,300 S	3/1979	Lillibridge	
D285,454 S *	9/1986	Paulk	D19/3
D295,536 S	5/1988	Forbes, Jr.	
D322,457 S	12/1991	Forbes, Jr.	
D404,759 S *	1/1999	Larragain	D19/3

6,053,399 A	4/2000	Wurdeman	
D440,251 S *	4/2001	Baden	D19/3
6,564,994 B2	5/2003	Makofsky et al.	
6,866,183 B2	3/2005	Purcell	
D636,438 S	4/2011	Zapalac	
D645,080 S	9/2011	Zapalac	
D652,078 S	1/2012	Zapalac	
D658,230 S *	4/2012	Segal et al.	D19/2
D661,349 S *	6/2012	Picard	D19/3
D681,729 S	5/2013	Glass et al.	
D685,843 S *	7/2013	Glass et al.	D19/3
D728,683 S *	5/2015	Glass et al.	D19/3
2011/0084119 A1	4/2011	Zapalac	

\* cited by examiner

*Primary Examiner* — Caron D Veynar

*Assistant Examiner* — Abraham Bahta

(74) *Attorney, Agent, or Firm* — Guy McClung

(57) **CLAIM**

The ornamental design for envelope-card combination, as shown and described.

**DESCRIPTION**

FIG. 1 is a top view of a first embodiment for an envelope-card combination showing my new design.

FIG. 2 is a bottom view thereof;

FIG. 3 is a side view thereof;

FIG. 4 is another side view thereof;

FIG. 5 is another side view thereof; and

FIG. 6 is another side view thereof.

FIG. 7 is a top view of a second embodiment for an envelope-card combination showing my new design.

FIG. 8 is a bottom view thereof;

FIG. 9 is a side view thereof;

FIG. 10 is another side view thereof;

FIG. 11 is another side view thereof; and,

FIG. 12 is another side view thereof.

**1 Claim, 2 Drawing Sheets**

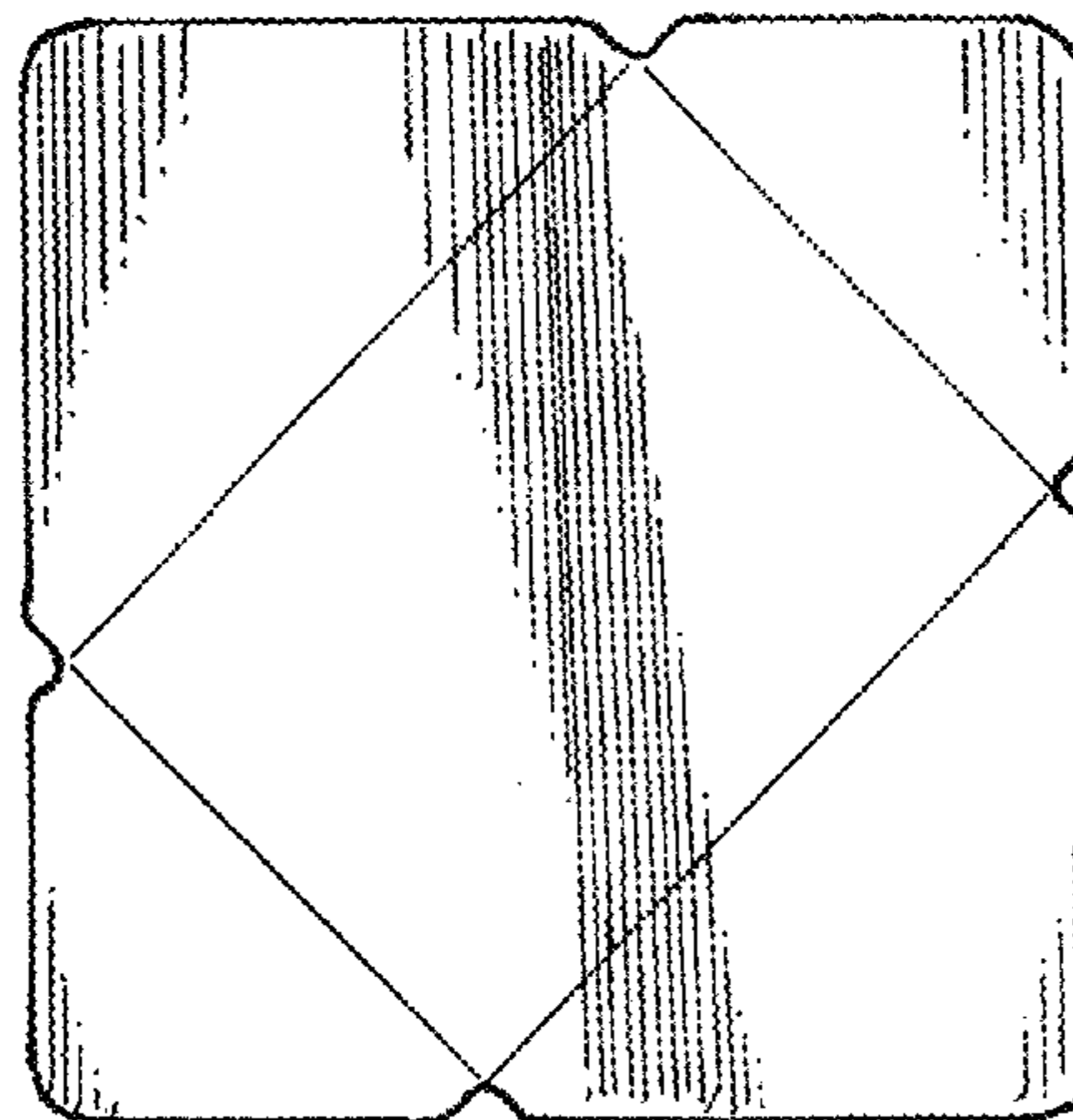
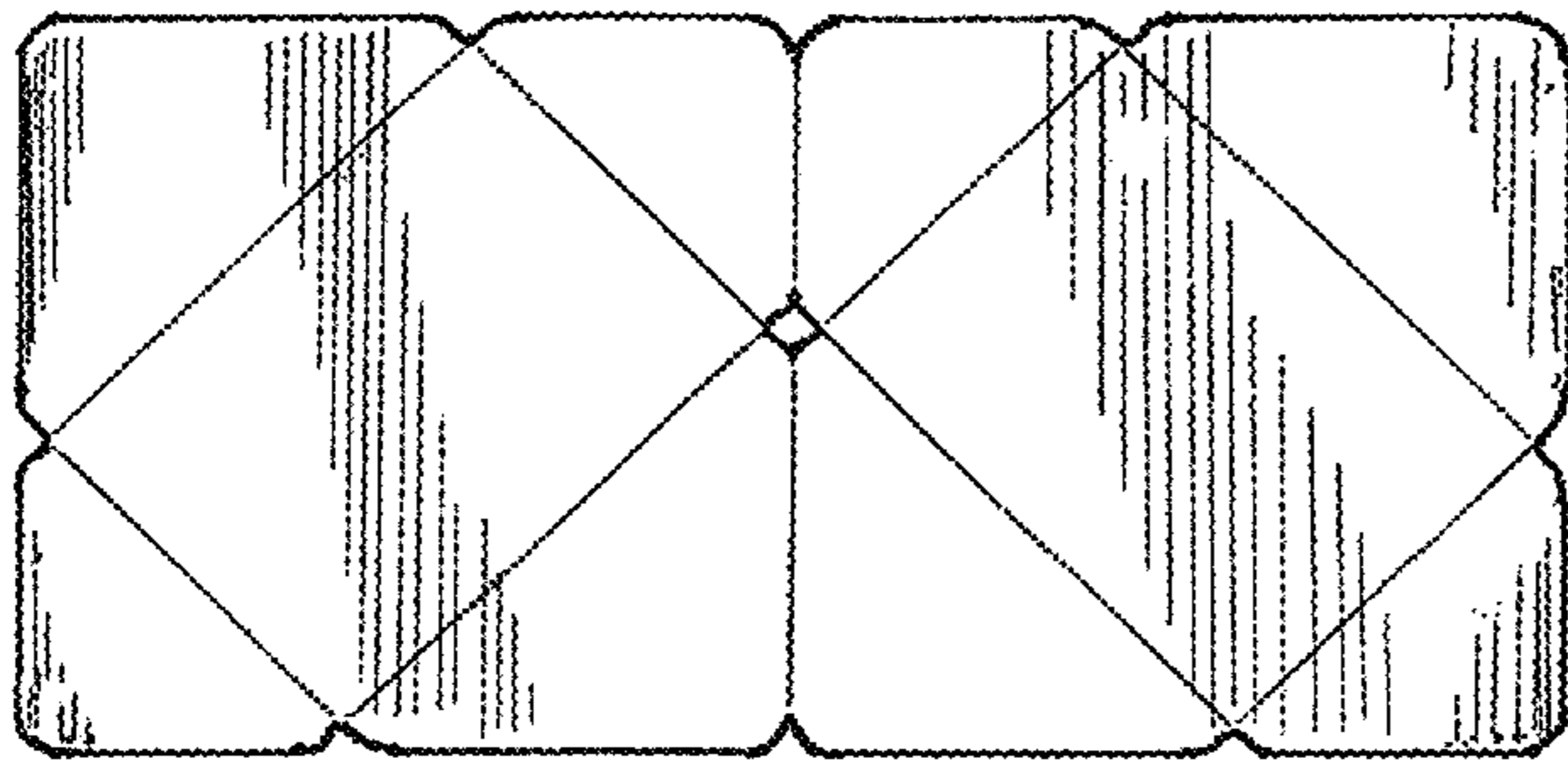


Fig. 1

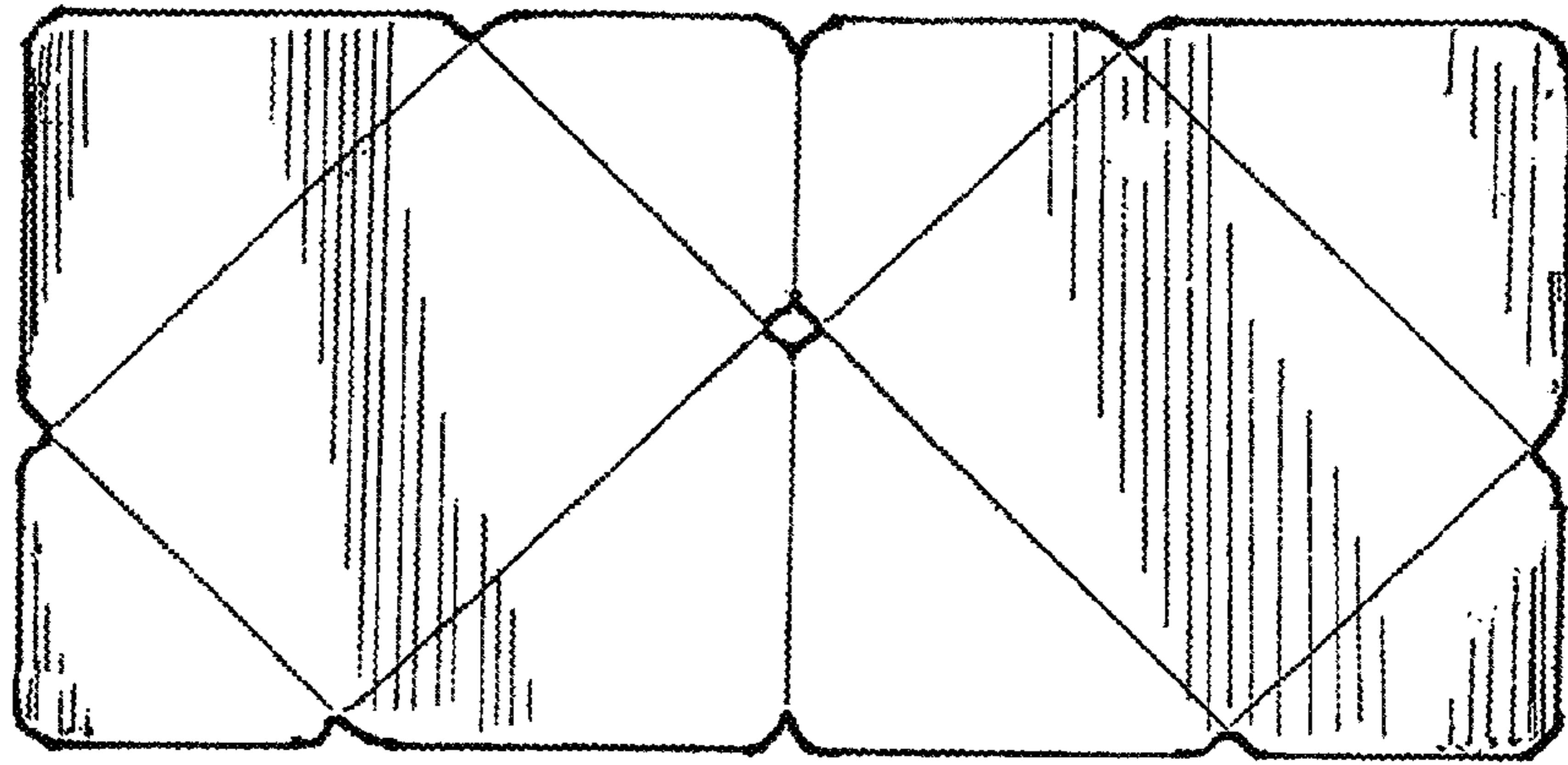


Fig. 2

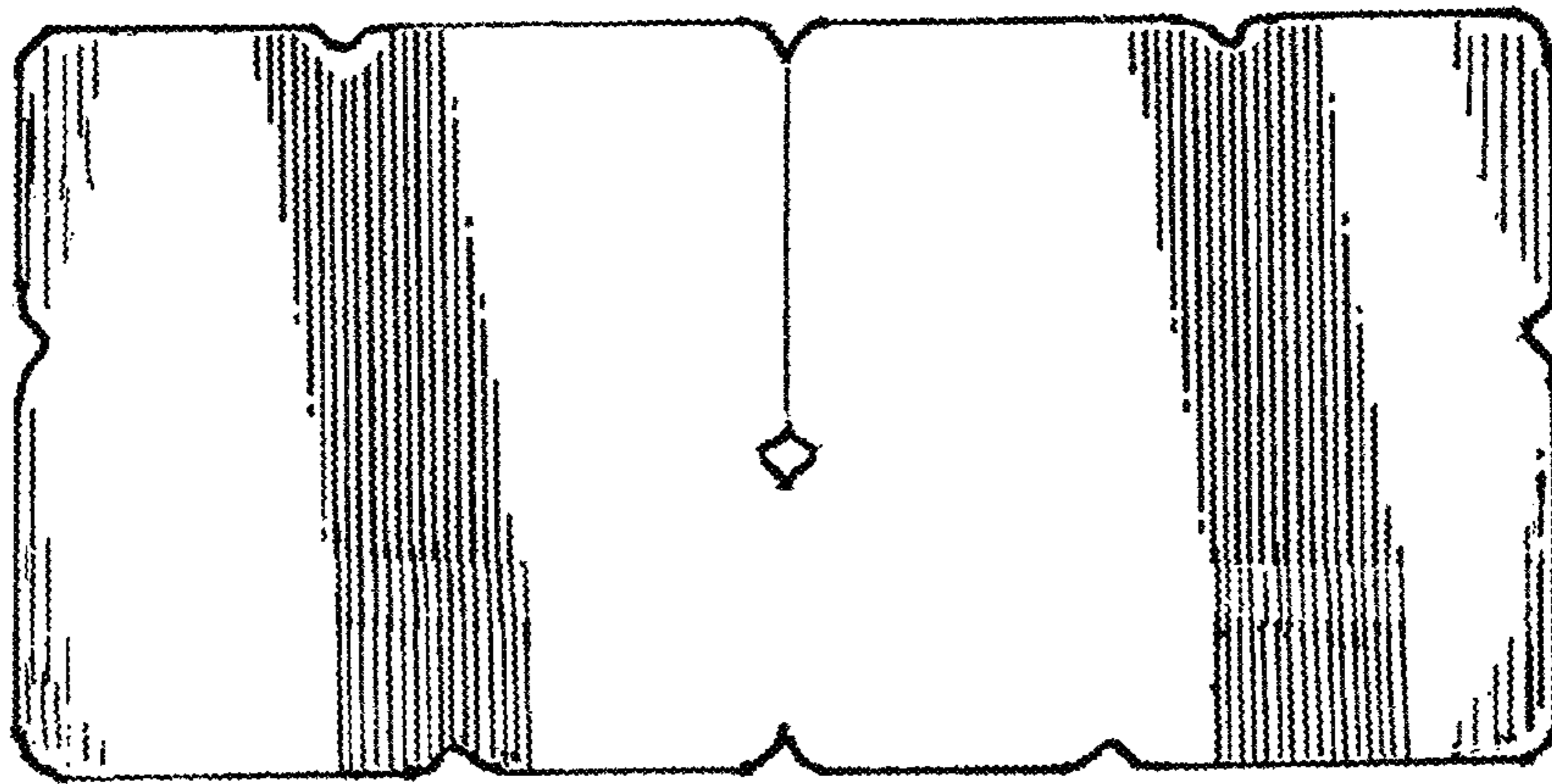


Fig. 3



Fig. 4




Fig. 5




Fig. 6



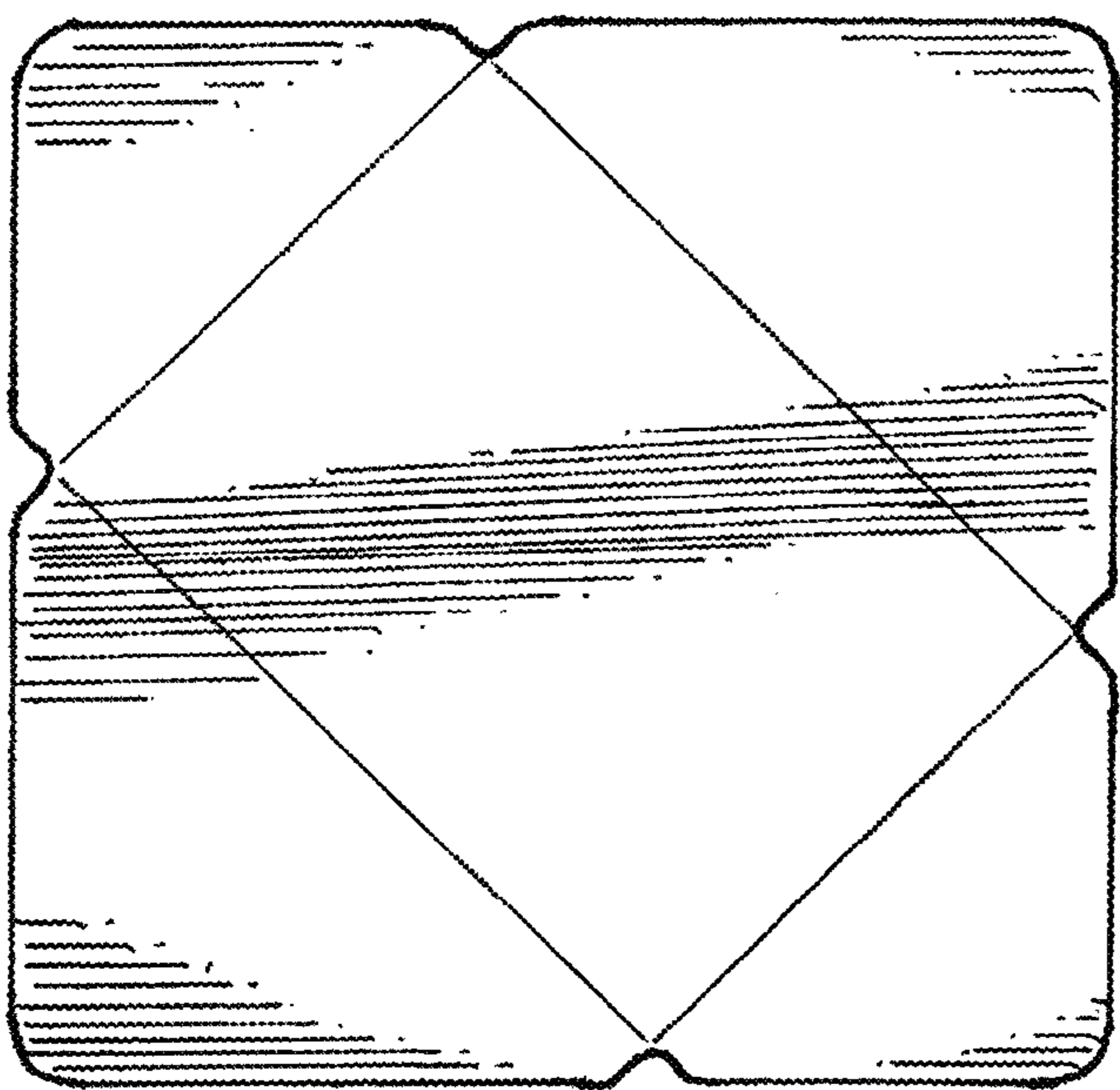


Fig. 7




Fig. 8



Fig. 9



Fig. 11



Fig. 10



Fig. 12