



US00D747762S

(12) **United States Design Patent**
Yoo

(10) **Patent No.:** **US D747,762 S**
(45) **Date of Patent:** **** Jan. 19, 2016**

(54) **SET OF EYEGLASS COMPONENTS**

(71) Applicant: **Oakley, Inc.**, Foothill Ranch, CA (US)

(72) Inventor: **George Yoo**, Aliso Viejo, CA (US)

(73) Assignee: **Oakley, Inc.**, Foothill Ranch, CA (US)

(**) Term: **14 Years**

(21) Appl. No.: **29/509,137**

(22) Filed: **Nov. 14, 2014**

(51) **LOC (10) Cl.** **16-06**

(52) **U.S. Cl.**
USPC **D16/335**

(58) **Field of Classification Search**
USPC D16/300, 304, 309-311, 314-330,
D16/334-338, 341, 342; D29/109, 110;
D21/483, 659, 660, 661; D14/372;
351/41-46, 48, 49, 51, 52, 59, 61-63,
351/92, 103-126, 140-153, 158, 159, 178;
2/13, 15, 426-432, 434-437, 441, 447,
2/448, 449
CPC G02C 2200/08; G02C 1/06; G02C 5/14;
G02C 5/16
See application file for complete search history.

D409,222 S 5/1999 Raub
D423,034 S 4/2000 Arnette
D428,908 S 8/2000 Pointet
D474,223 S 5/2003 Chen
D478,929 S 8/2003 Baden
D500,781 S 1/2005 Mage
D525,644 S 7/2006 Howard et al.
D536,363 S 2/2007 Miklitarian
D539,831 S 4/2007 Hsu

(Continued)

FOREIGN PATENT DOCUMENTS

JP 1234567 4/2014
JP 1509517 10/2014

OTHER PUBLICATIONS

U.S. Appl. No. 29/484,252, filed Mar. 7, 2014, Shin.
(Continued)

Primary Examiner — Susan Moon Lee
(74) *Attorney, Agent, or Firm* — Knobbe Martens Olson & Bear, LLP

(57) **CLAIM**
The ornamental design for a set of eyeglass components, as shown and described.

(56) **References Cited**

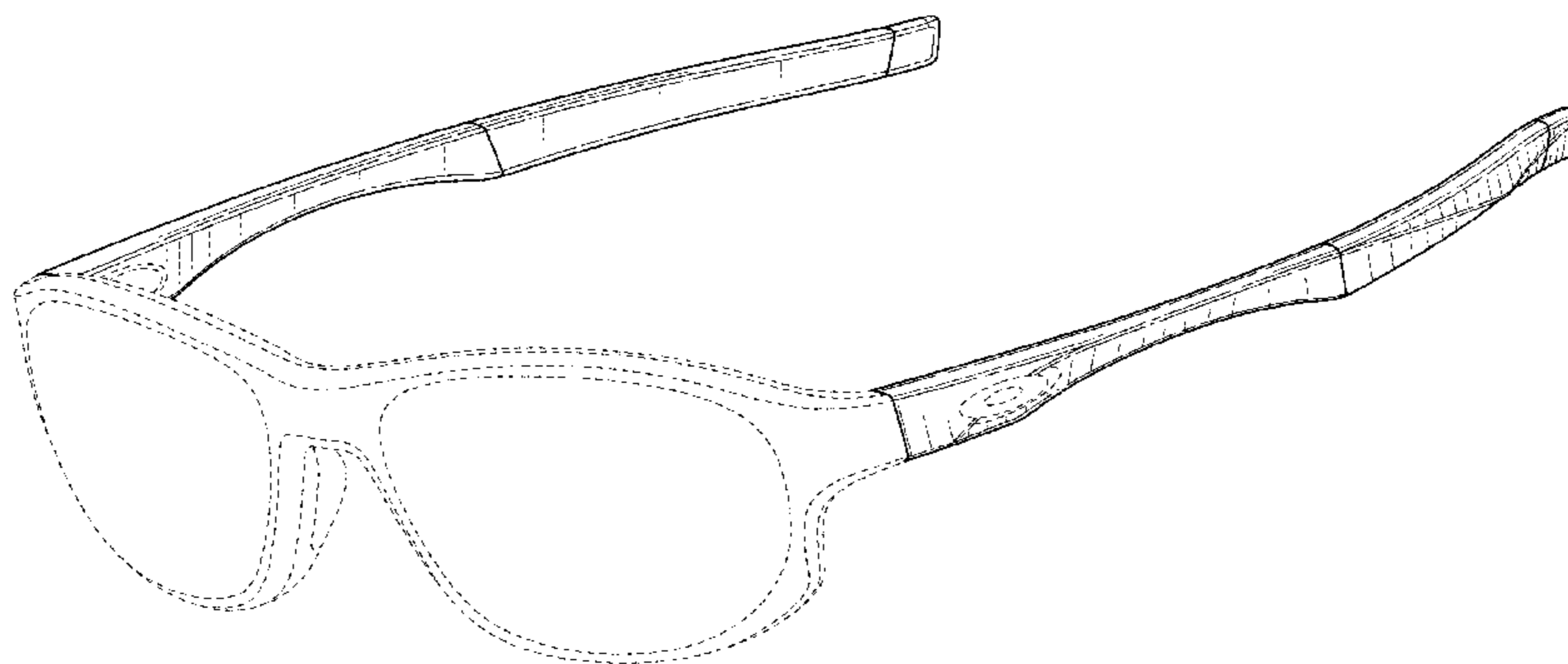
U.S. PATENT DOCUMENTS

D218,569 S 9/1970 Mccracken
D343,182 S 1/1994 Jannard
D350,760 S * 9/1994 Clark D16/335
D356,323 S 3/1995 Yee
D356,324 S 3/1995 Yee
D359,302 S 6/1995 Yee et al.
D359,748 S 6/1995 Yee
D359,749 S 6/1995 Yee
D363,302 S * 10/1995 Conway D16/335
D377,498 S 1/1997 Jannard et al.
D398,021 S 9/1998 Bolle
D401,607 S 11/1998 Miniutti

DESCRIPTION

FIG. 1 is a front perspective view of a set of eyeglass components showing an embodiment of the new design;
FIG. 2 is a front elevational view thereof;
FIG. 3 is a rear elevational view thereof;
FIG. 4 is a left side elevational view thereof, the right side elevational view being a minor image thereof;
FIG. 5 is a top plan view thereof; and,
FIG. 6 is a bottom plan view thereof.
The broken lines in the Figures show portions of the eyeglass which form no part of the claimed design.

1 Claim, 4 Drawing Sheets



(56)

References Cited

U.S. PATENT DOCUMENTS

D543,572 S 5/2007 Yee et al.
 D549,764 S 8/2007 Teng
 D553,176 S 10/2007 Yee et al.
 D558,816 S 1/2008 Yee
 D561,813 S * 2/2008 Baden D16/325
 D564,571 S * 3/2008 Jannard D16/326
 D565,088 S 3/2008 Baden
 D572,749 S 7/2008 Yee
 D573,172 S 7/2008 Baden
 D581,446 S 11/2008 Yee
 D581,450 S 11/2008 Moritz
 D583,404 S 12/2008 Baden
 D590,432 S 4/2009 Yee
 D594,501 S 6/2009 Yee
 D599,836 S 9/2009 Rohrbach
 D599,838 S 9/2009 Rohrbach
 D599,839 S 9/2009 Rohrbach
 D601,613 S 10/2009 Yee
 D604,757 S 11/2009 Yee
 D604,758 S 11/2009 Rohrbach et al.
 D604,759 S 11/2009 Rohrbach et al.
 D607,040 S 12/2009 Rohrbach
 D610,603 S 2/2010 Thixton
 D612,413 S 3/2010 Thixton
 D616,920 S 6/2010 Thixton
 D622,755 S 8/2010 Yee
 D623,683 S 9/2010 Rohrbach
 D640,727 S 6/2011 Moritz et al.
 8,020,988 B2 9/2011 Ogren et al.
 D646,708 S 10/2011 Moritz
 D650,825 S 12/2011 Yee et al.
 D652,442 S 1/2012 Yee et al.
 D654,529 S 2/2012 Markovitz
 D654,947 S 2/2012 Shin et al.
 D659,181 S 5/2012 Moritz
 D659,182 S 5/2012 Shin
 D662,124 S 6/2012 Shin
 D662,536 S 6/2012 Shin
 D662,967 S 7/2012 Shin
 D664,590 S 7/2012 Shin

8,240,846 B2 8/2012 Ogren et al.
 D674,434 S 1/2013 Rohrbach
 D675,666 S 2/2013 Thixton et al.
 D676,479 S 2/2013 Yoo
 D676,480 S 2/2013 Shin
 D676,898 S 2/2013 Shin et al.
 D678,389 S 3/2013 Rohrbach
 D678,934 S 3/2013 Yee
 D692,047 S 10/2013 Shin
 D700,933 S 3/2014 Shin
 D703,260 S 4/2014 Yoo
 D703,733 S 4/2014 Thixton
 D705,339 S 5/2014 Yoo
 D707,284 S 6/2014 Yoo
 D710,434 S 8/2014 Thixton
 D710,435 S 8/2014 Thixton
 D711,958 S 8/2014 Yoo
 D711,962 S 8/2014 Thixton
 D714,858 S 10/2014 Thixton
 D720,799 S 1/2015 Thixton
 D720,800 S 1/2015 Shin
 D724,649 S * 3/2015 Shin D16/335
 D728,008 S * 4/2015 Thixton D16/335
 D729,866 S * 5/2015 Yoo D16/326

OTHER PUBLICATIONS

U.S. Appl. No. 29/444,559, filed Jan. 31, 2013, Yoo.
 U.S. Appl. No. 29/471,271, filed Oct. 30, 2013, Shin.
 U.S. Appl. No. 29/471,296, filed Oct. 30, 2013, Yoo.
 U.S. Appl. No. 29/477,328, filed Dec. 20, 2013, Yoo.
 U.S. Appl. No. 29/477,377, filed Dec. 20, 2013, Thixton.
 U.S. Appl. No. 29/477,376, filed Dec. 20, 2013, Yoo.
 U.S. Appl. No. 29/489,456, filed Apr. 30, 2014, Shin.
 U.S. Appl. No. 29/491,890, filed May 27, 2014, Thixton.
 U.S. Appl. No. 29/507,142, filed Oct. 24, 2014, Shin.
 U.S. Appl. No. 29/509,141, filed Nov. 14, 2014, Garfias.
 U.S. Appl. No. 29/509,155, filed Nov. 14, 2014, Shin.
 U.S. Appl. No. 29/509,142, filed Nov. 14, 2014, Yoo.
 U.S. Appl. No. 29/509,138, filed Nov. 14, 2014, Thixton.
 U.S. Appl. No. 29/509,136, filed Nov. 14, 2014, Thixton.
 U.S. Appl. No. 29/509,894, filed Nov. 21, 2014, Shin.

* cited by examiner

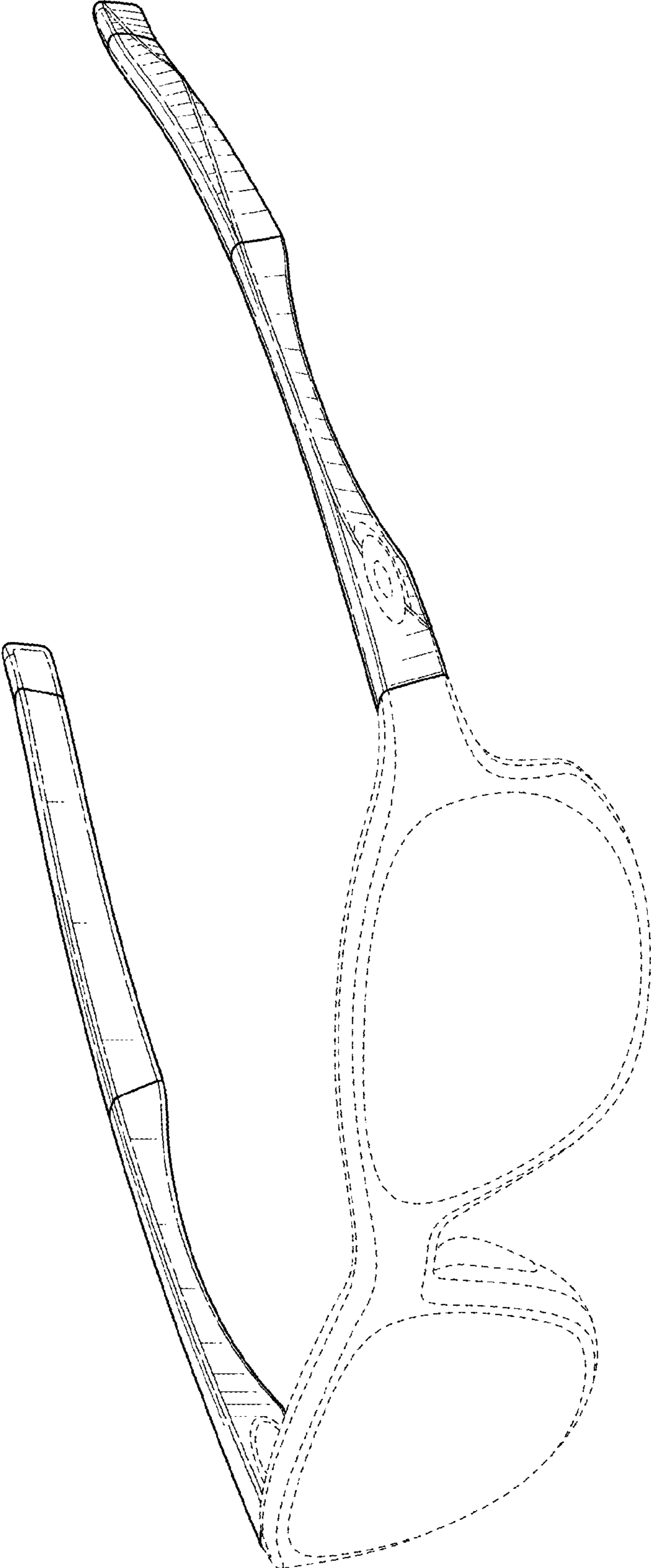


FIG. 1

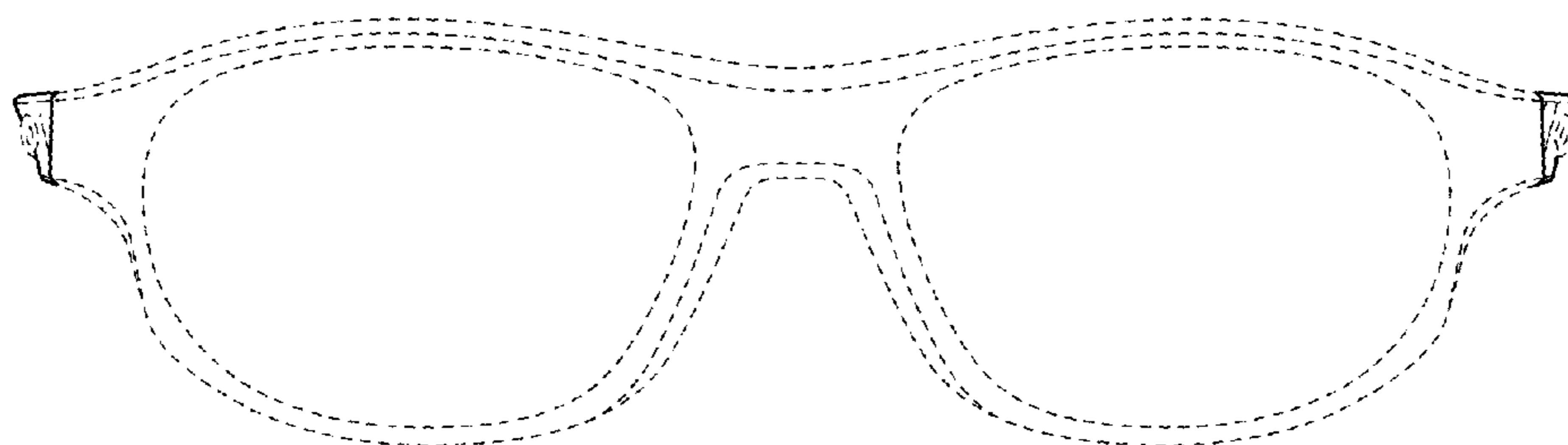


FIG. 2

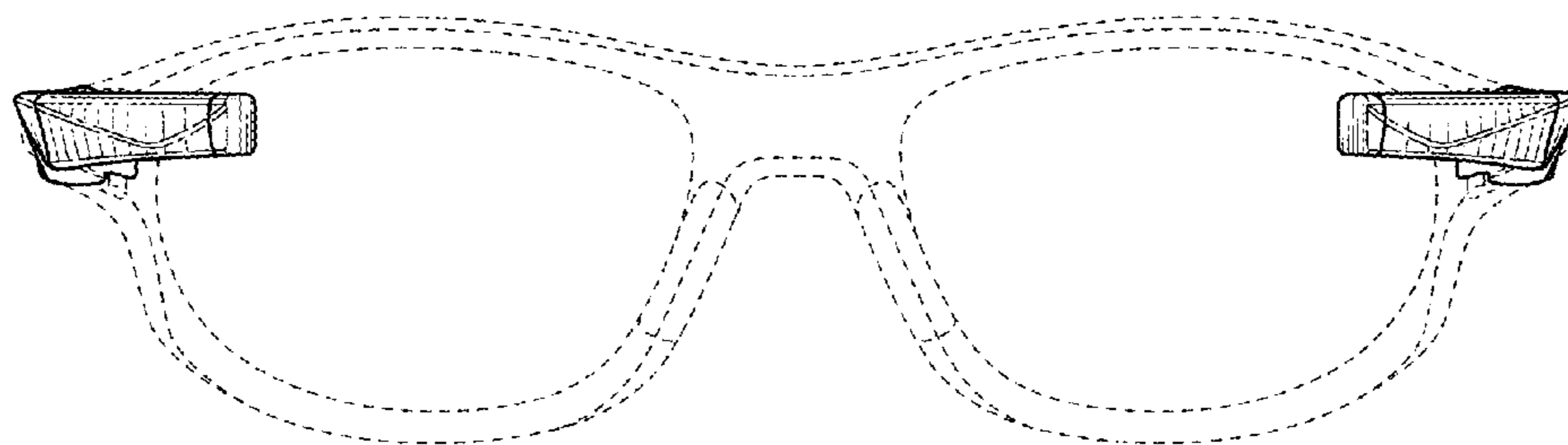


FIG. 3

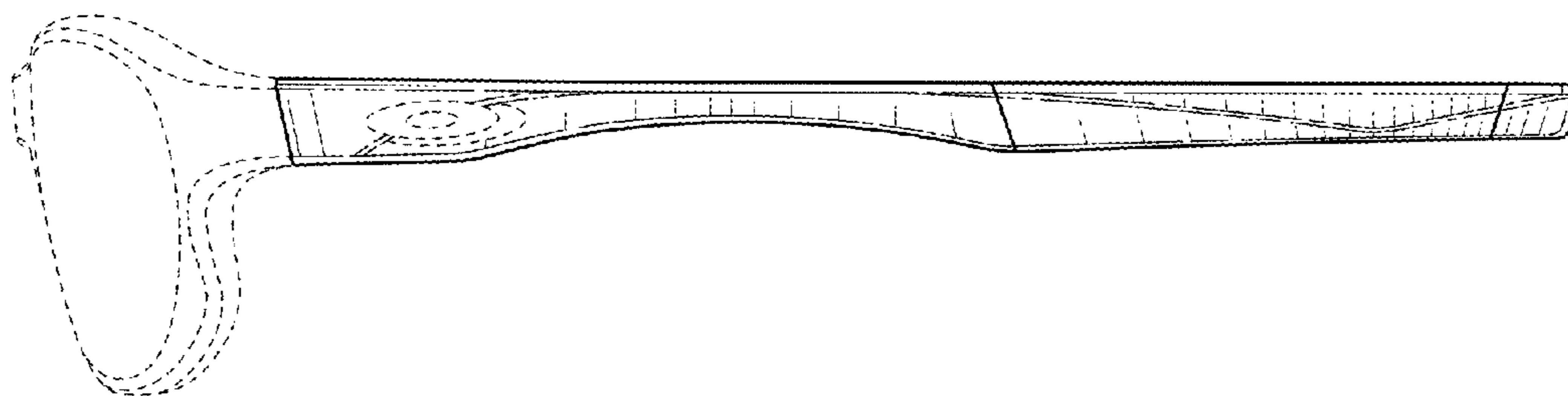


FIG. 4

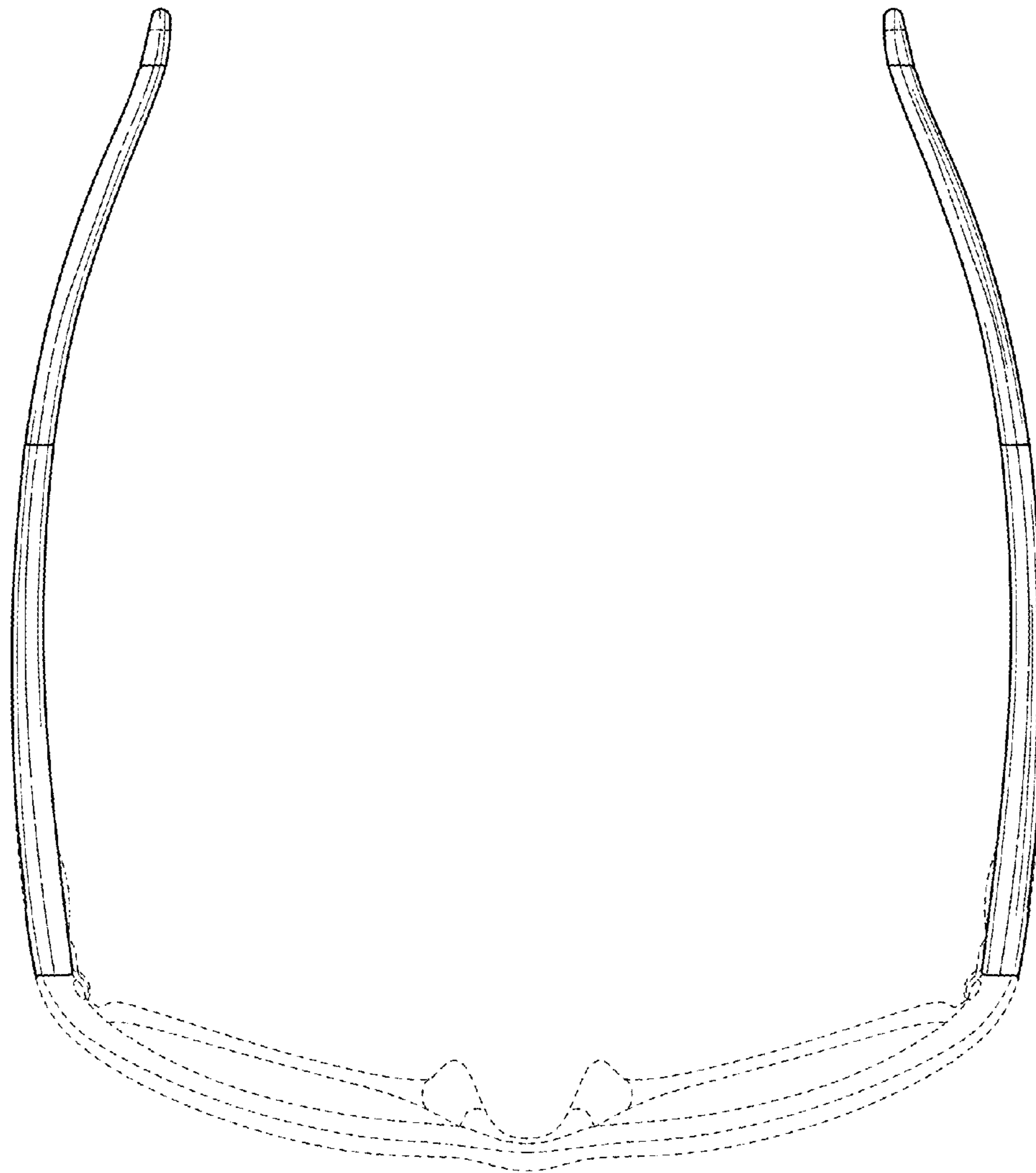


FIG. 5

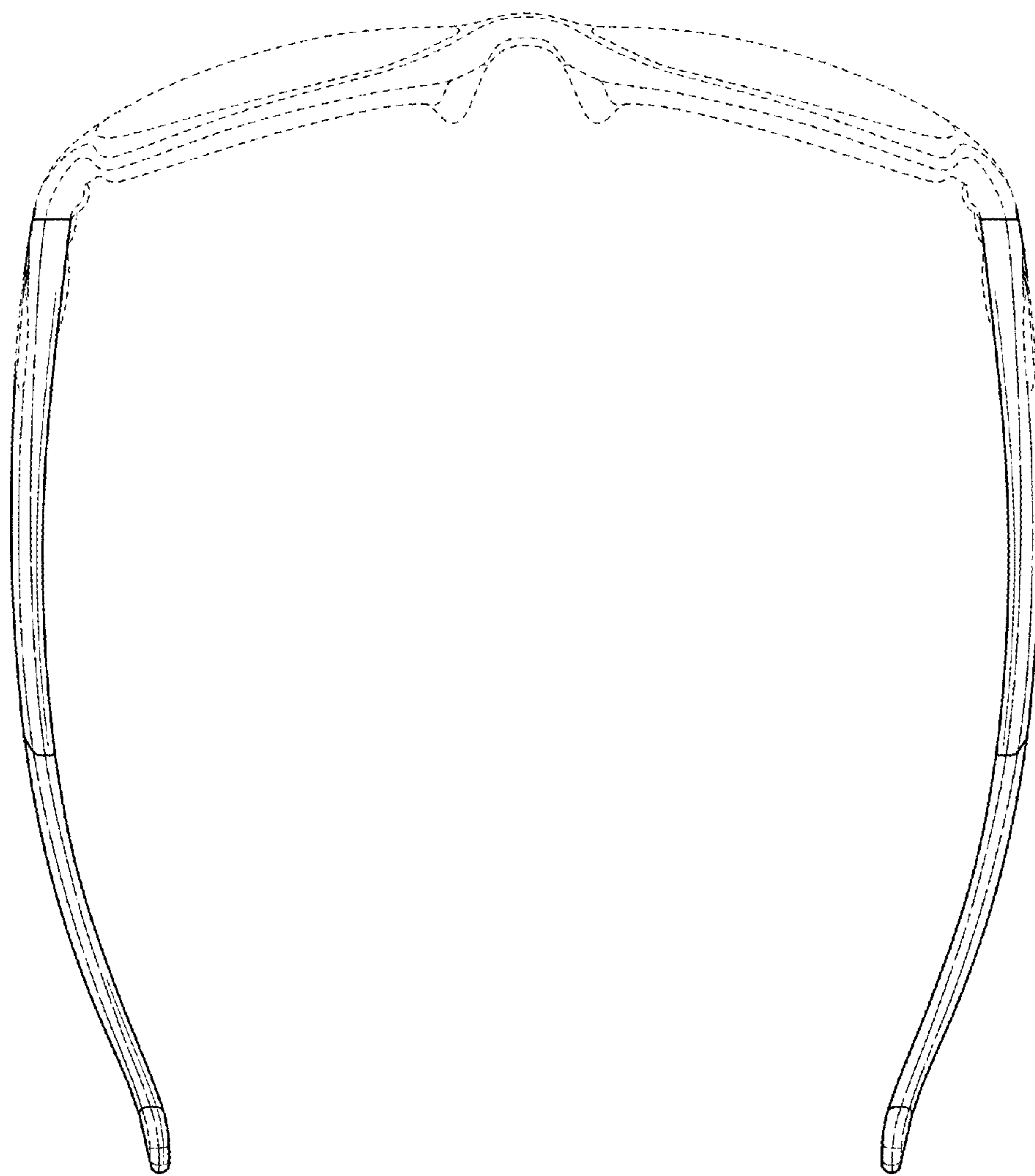


FIG. 6

UNITED STATES PATENT AND TRADEMARK OFFICE
CERTIFICATE OF CORRECTION

PATENT NO. : D747,762 S
APPLICATION NO. : 29/509137
DATED : January 19, 2016
INVENTOR(S) : George Yoo

Page 1 of 1

It is certified that error appears in the above-identified patent and that said Letters Patent is hereby corrected as shown below:

Page 1 (item 57, Description) at line 10, Change “minor” to --mirror--.

Signed and Sealed this
Second Day of August, 2016



Michelle K. Lee
Director of the United States Patent and Trademark Office