

US00D747741S

(12) **United States Design Patent**
Paniaras

(10) **Patent No.:** **US D747,741 S**
(45) **Date of Patent:** **** Jan. 19, 2016**

(54) **DISPLAY SCREEN WITH ANIMATED GRAPHICAL USER INTERFACE**

(71) Applicant: **Nokia Corporation**, Espoo (FI)

(72) Inventor: **Yannis Paniaras**, Beijing (CN)

(73) Assignee: **MICROSOFT MOBILE OY**, Espoo (FI)

(**) Term: **14 Years**

(21) Appl. No.: **29/454,405**

(22) Filed: **May 9, 2013**

(51) **LOC (10) Cl.** **14-04**

(52) **U.S. Cl.**
USPC **D14/494**; D14/492; D14/493

(58) **Field of Classification Search**
USPC D14/485–495
CPC ... G06F 3/0481; G06F 3/0482; G06F 3/0483;
G06F 3/0484

See application file for complete search history.

(56) **References Cited**

U.S. PATENT DOCUMENTS

D506,474 S *	6/2005	Gildred	D14/486
D575,792 S *	8/2008	Benson	D14/486
D583,387 S *	12/2008	Chen et al.	D14/488
D590,412 S *	4/2009	Saft et al.	D14/486
D590,415 S *	4/2009	Ball et al.	D14/486
D633,921 S *	3/2011	Brinda	D14/488
D636,780 S *	4/2011	Musleh	D14/486
D660,862 S *	5/2012	Anzures et al.	D14/486
D660,864 S *	5/2012	Anzures et al.	D14/486
D664,555 S *	7/2012	Gleasant et al.	D14/487
D664,561 S *	7/2012	Gleasant et al.	D14/488
D664,973 S *	8/2012	Gleasant et al.	D14/486
D664,984 S *	8/2012	Lee et al.	D14/488

D664,987 S *	8/2012	Gleasant et al.	D14/488
D664,988 S *	8/2012	Gleasant et al.	D14/488
D667,424 S *	9/2012	Lee et al.	D14/488
D668,262 S *	10/2012	Gleasant et al.	D14/488
D668,671 S *	10/2012	Zaman et al.	D14/488
D677,680 S *	3/2013	Edwards et al.	D14/485
D678,301 S *	3/2013	Esterly	D14/485
D682,881 S *	5/2013	Davydov et al.	D14/492
D687,452 S *	8/2013	Anzures et al.	D14/486
D703,695 S *	4/2014	Anzures et al.	D14/492
2012/0022872 A1 *	1/2012	Gruber et al.	704/270.1
2012/0023401 A1 *	1/2012	Arscott et al.	715/702

* cited by examiner

Primary Examiner — Cathron Brooks

Assistant Examiner — Daniel J Domino

(74) *Attorney, Agent, or Firm* — Banner & Witcoff, Ltd.

(57) **CLAIM**

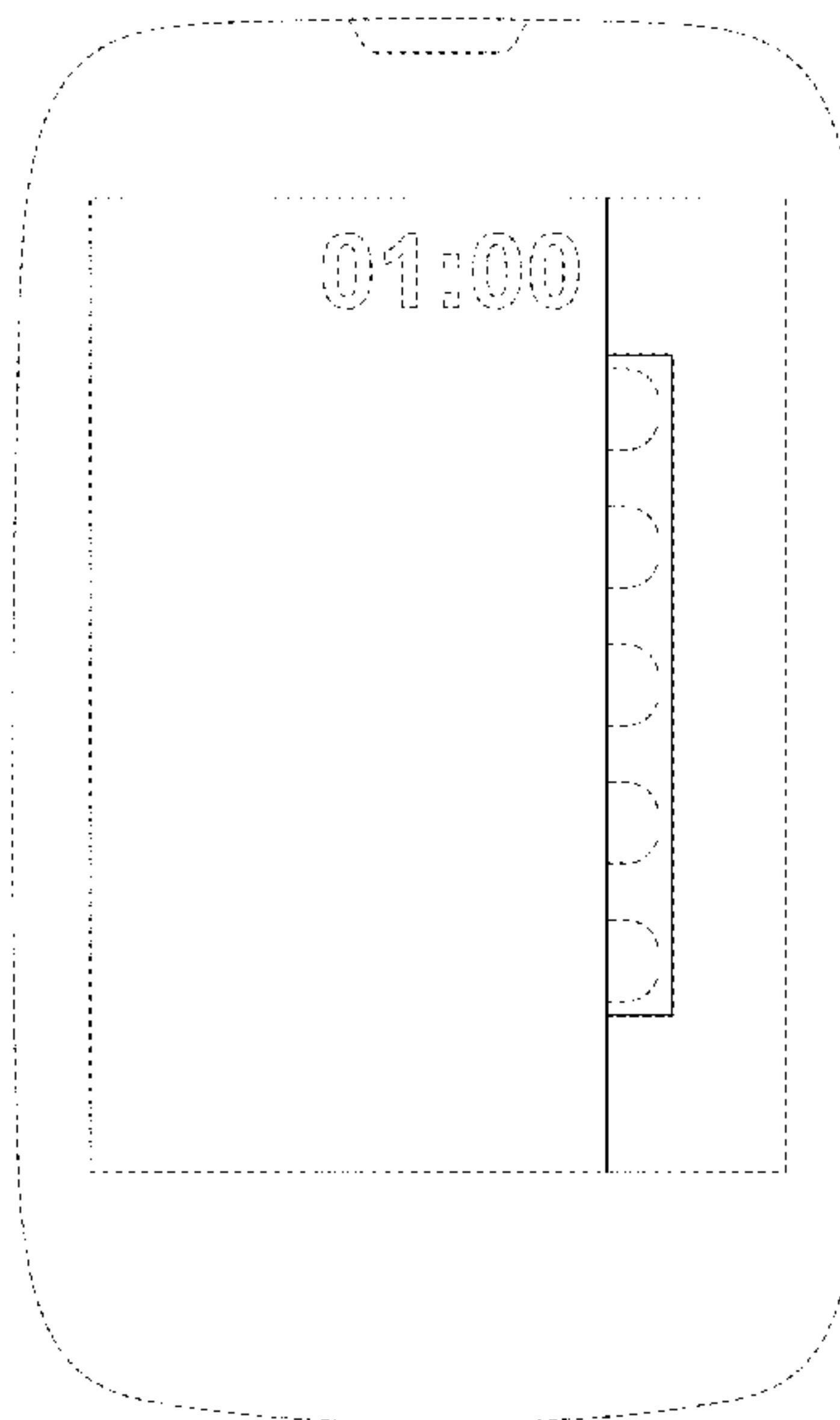

The ornamental design for a display screen with animated graphical user interface, as shown and described.

DESCRIPTION

FIG. 1 is the first image in a sequence for a display screen with animated graphical user interface showing my new design; FIG. 2 is the second image thereof; FIG. 3 is the third image thereof; FIG. 4 is the fourth image thereof; and, FIG. 5 is the fifth image thereof.

The appearance of the animated graphical user interface sequentially transitions between the images shown in FIGS. 1-5. The process or period in which one image transitions to another forms no part of the claimed design. The broken line showing of the numerals, the remainder of the graphical user interface, and the remainder of the display screen and mobile electronic device is for environmental purposes only and forms no part of the claimed design.

1 Claim, 5 Drawing Sheets






FIG. 1

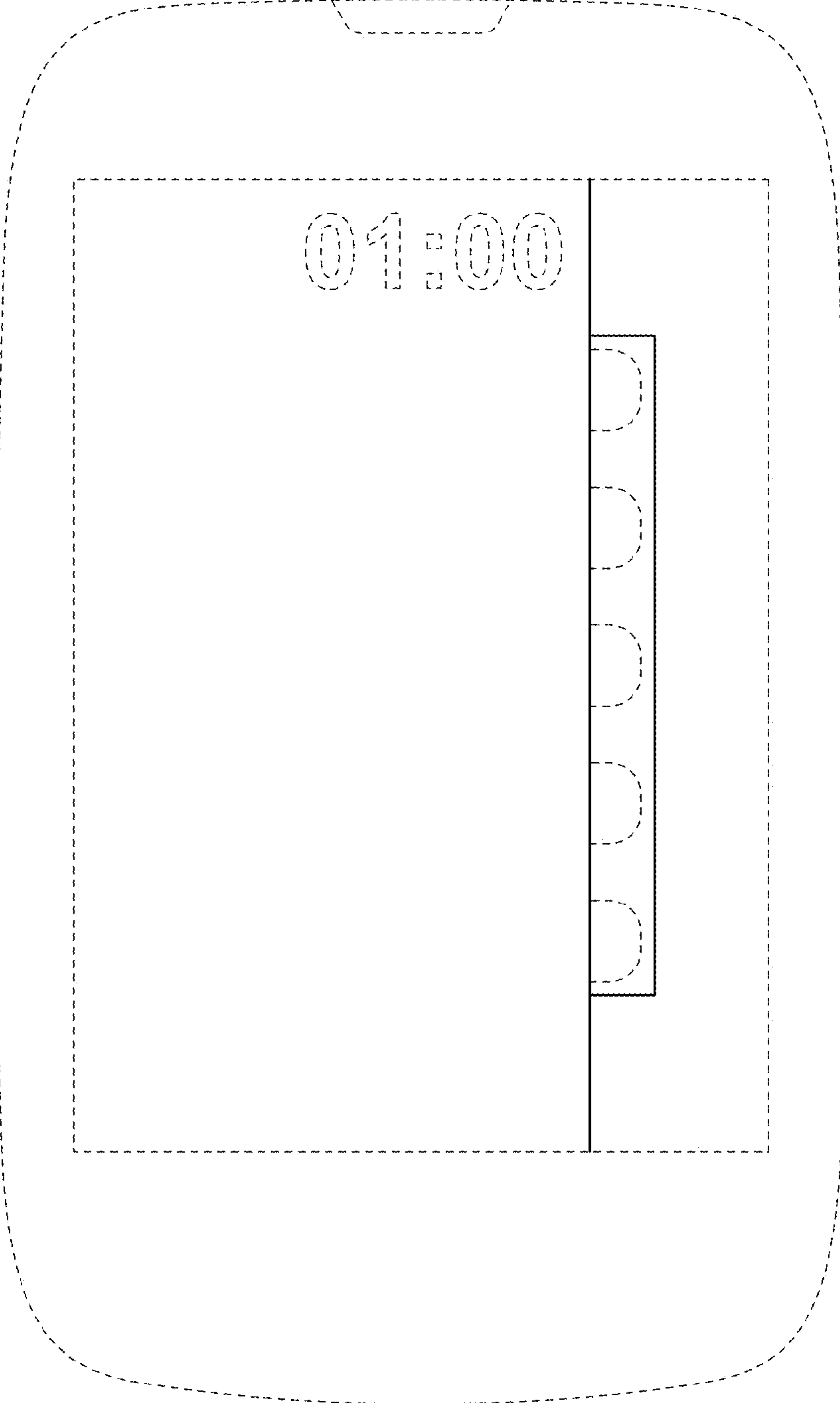


FIG. 2

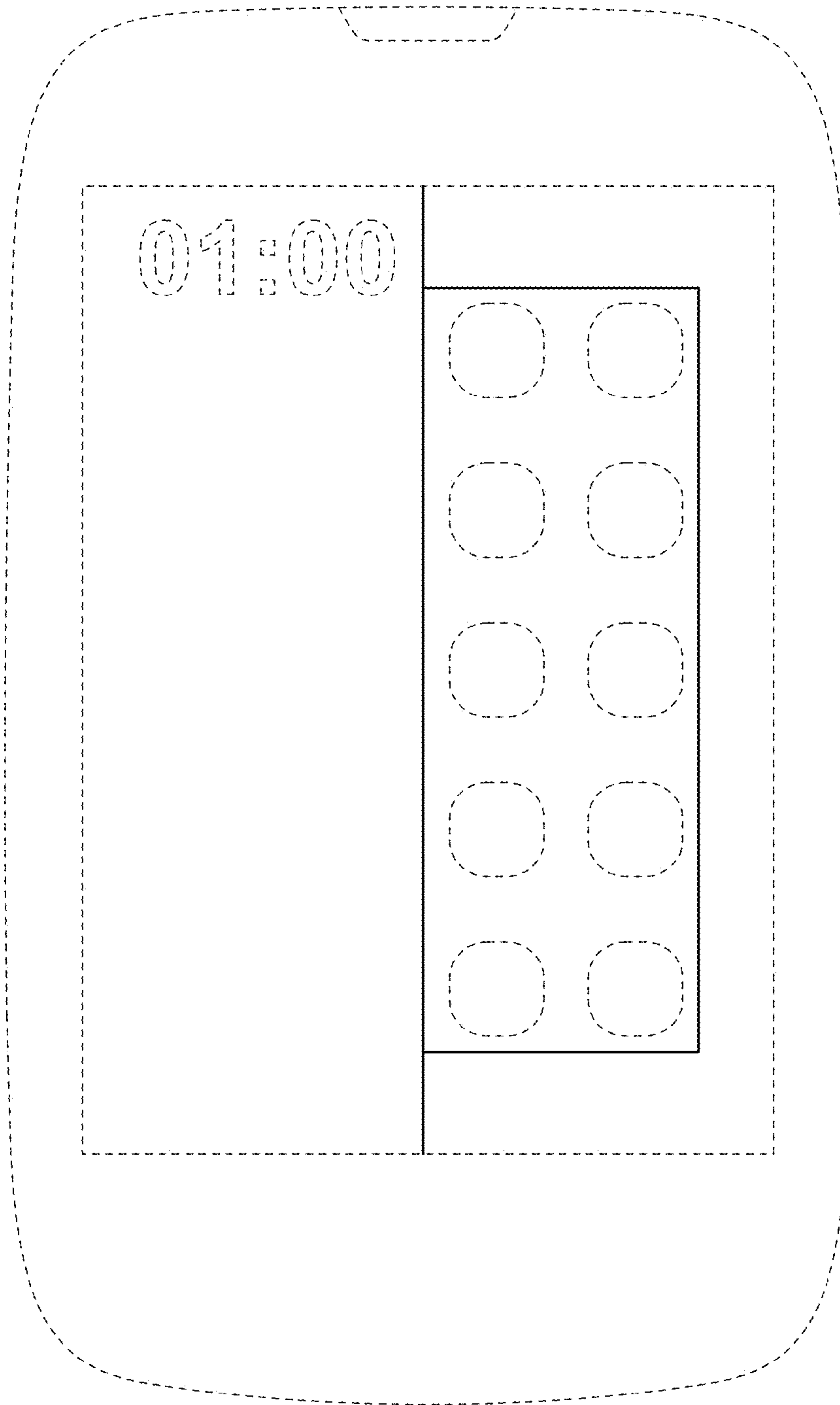


FIG. 3




FIG. 4




FIG. 5