



US00D747739S

(12) **United States Design Patent**  
**Sim et al.**

(10) **Patent No.:** **US D747,739 S**  
(45) **Date of Patent:** **\*\* Jan. 19, 2016**

(54) **DISPLAY SCREEN OR PORTION THEREOF WITH ICON**

(71) Applicant: **Samsung Electronics Co., Ltd.**,  
Suwon-si (KR)

(72) Inventors: **Bo-Hyun Sim**, Incheon (KR);  
**Seung-Kyung Lim**, Seoul (KR)

(73) Assignee: **Samsung Electronics Co., Ltd.**,  
Suwon-si (KR)

(\*\*) Term: **14 Years**

(21) Appl. No.: **29/476,178**

(22) Filed: **Dec. 11, 2013**

(30) **Foreign Application Priority Data**

Sep. 3, 2013 (KR) ..... 30-2013-0045265

(51) **LOC (10) Cl.** ..... **14-03**

(52) **U.S. Cl.**  
USPC ..... **D14/492**

(58) **Field of Classification Search**  
USPC ..... D14/485-495; D20/24; D18/26, 31-33;  
715/702, 764; D19/86, 34.1, 90;  
211/42

CPC ..... G06F 3/106; G06F 3/0481; G06F 3/0482  
See application file for complete search history.

(56) **References Cited**

U.S. PATENT DOCUMENTS

D323,190 S \* 1/1992 Evenson ..... D19/86  
D341,621 S \* 11/1993 Evenson ..... 211/42  
D468,352 S \* 1/2003 Chen ..... D19/34.1

D544,495 S \* 6/2007 Evans ..... D14/488  
D551,248 S \* 9/2007 Pieratt ..... D14/492  
D632,739 S \* 2/2011 Stravitz ..... D19/90  
D700,207 S \* 2/2014 Pearson ..... D14/488  
D708,221 S \* 7/2014 Danton ..... D14/492  
D721,093 S \* 1/2015 Pereira ..... D14/488  
D726,741 S \* 4/2015 Lee ..... D14/485  
D730,404 S \* 5/2015 Yu ..... D14/495  
D733,179 S \* 6/2015 Kwon ..... D14/487

**OTHER PUBLICATIONS**

Shutterstock image # 278884175—reference dated Sep. 7, 2015, found on the internet at [http://thumb7.shutterstock.com/display\\_pic\\_with\\_logo/2266028/278884175/stock-vector-magnet-icon-278884175.jpg](http://thumb7.shutterstock.com/display_pic_with_logo/2266028/278884175/stock-vector-magnet-icon-278884175.jpg).\*

\* cited by examiner

*Primary Examiner* — Brandon M Rosati

*Assistant Examiner* — Rhea Shields

(74) *Attorney, Agent, or Firm* — NSIP Law

(57) **CLAIM**

The ornamental design for a display screen or portion thereof with icon, as shown and described.

**DESCRIPTION**

FIG. 1 is a front view of a display screen or portion thereof with icon showing our new design according to a first embodiment; and,

FIG. 2 is a front view of a display screen or portion thereof with icon showing our new design according to a second embodiment.

The broken line showing of a display screen or portion thereof with icon is included for the purpose of illustrating portions of the article that forms no part of the claimed design.

**1 Claim, 1 Drawing Sheet**







FIG. 1




FIG. 2