



US00D747700S

(12) **United States Design Patent**
Jakowski et al.

(10) **Patent No.:** **US D747,700 S**
(45) **Date of Patent:** **** Jan. 19, 2016**

(54) **GRILL**
(71) Applicant: **Robert Bosch GmbH**, Stuttgart (DE)
(72) Inventors: **Steven J. Jakowski**, Farmington, MN (US); **Michael P. Carpenter**, Brooklyn Park, MN (US)
(73) Assignee: **Robert Bosch GmbH**, Stuttgart (DE)
(**) Term: **14 Years**
(21) Appl. No.: **29/503,691**

4,180,790 A 12/1979 Thomas
5,546,468 A 8/1996 Beard
6,112,847 A 9/2000 Lehman
6,343,133 B1 1/2002 Adamson
6,870,942 B1 3/2005 Graber
7,278,513 B2 10/2007 Brawley, Jr.
D570,827 S * 6/2008 Azumi D14/214
D654,474 S 2/2012 Hawkins et al.
D671,912 S 12/2012 Warden
D671,913 S 12/2012 Warden et al.
D675,188 S 1/2013 Hawkins et al.
8,362,965 B2 1/2013 Henderson
D684,557 S 6/2013 Warden et al.
D689,042 S 9/2013 Lum

(Continued)

(22) Filed: **Sep. 29, 2014**
(51) **LOC (10) Cl.** **14-01**
(52) **U.S. Cl.**
USPC **D14/219**
(58) **Field of Classification Search**
USPC D14/219, 204, 210–217, 172, 221, 222,
D14/185, 158, 261, 208
CPC .. H04R 2201/021; H04R 1/025; H04R 1/403;
H04R 1/02; H04R 1/026; H04R 2499/13;
H04R 1/26; H04R 1/021; H04R 1/2888;
H04R 1/30; H04R 2499/11; H04R 27/00;
H04R 1/023; H04R 1/24; H04R 1/345;
H04R 1/028; H04R 1/28; H04R 1/2819;
H04R 1/2834; H04R 1/2857; H04R 1/2896;
H04R 1/323; H04R 1/34; H04R 1/347;
H04R 2201/023; H04R 2201/025; H04R
2201/028; H04R 2201/401; H04R 2400/00;
H04R 2400/11; H04R 2460/01; H04R
2460/11; H04R 5/02; H04R 2420/07; H04R
1/06; H04R 2499/15; H04R 1/066; H04R
2201/403; H04R 2203/12; H04R 2205/022;
H04R 2205/024; H04R 2400/13; H04R
25/453; H04R 31/00; H04R 5/023; H04R
9/025; H04R 11/02
See application file for complete search history.

OTHER PUBLICATIONS

U.S. Appl. No. 29/503,685, Steven J. Jakowski et al., dated Sep. 29, 2014 (7 pages).

(Continued)

Primary Examiner — Daniel Bui
Assistant Examiner — Khawaja Anwar
(74) *Attorney, Agent, or Firm* — Michael Best & Friedrich LLP

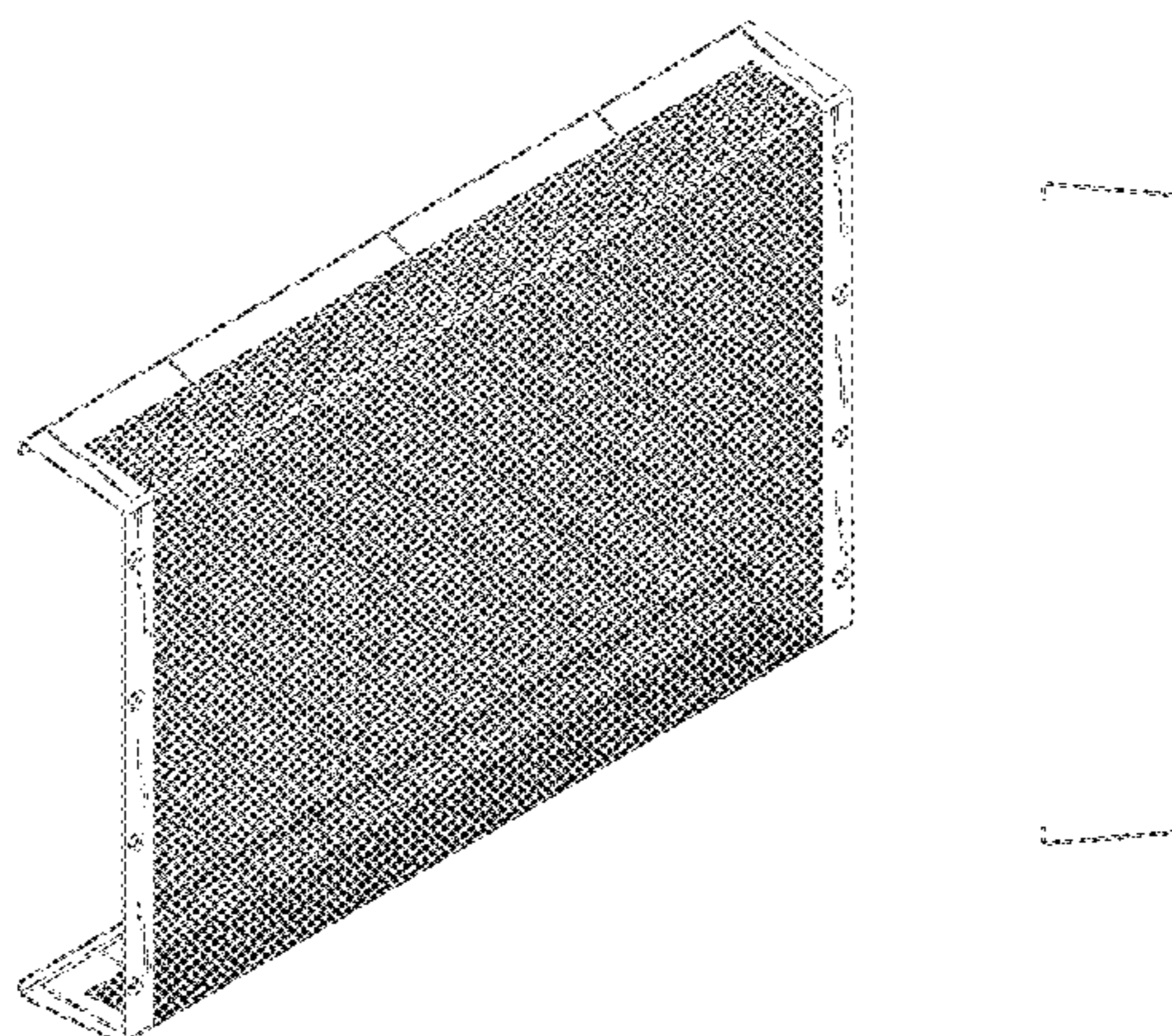
(57) **CLAIM**
We claim the ornamental design for a grill, as shown.

DESCRIPTION

FIG. 1 is a left front perspective view of a grill showing our new design;
FIG. 2 is a front view thereof;
FIG. 3 is a left side view thereof;
FIG. 4 is a right side view thereof;
FIG. 5 is a rear view thereof;
FIG. 6 is a top view thereof; and,
FIG. 7 is a bottom view thereof.
The broken line in the figure drawings represents unclaimed environment only and forms no part of the claimed design.

(56) **References Cited**
U.S. PATENT DOCUMENTS
D202,900 S * 11/1965 Shaper D14/219

1 Claim, 5 Drawing Sheets



(56)

References Cited

U.S. PATENT DOCUMENTS

D692,863 S 11/2013 Givre et al.
D692,864 S 11/2013 Givre et al.
D695,269 S * 12/2013 Carpenter D14/209.1
D695,717 S * 12/2013 Carpenter D14/221
D698,336 S 1/2014 Givre et al.
D711,854 S * 8/2014 Sulzer D14/221
D712,878 S 9/2014 Azumi

D727,292 S 4/2015 Anthony et al.
D727,874 S 4/2015 Christner
D736,746 S 8/2015 Cheng
D736,747 S * 8/2015 Yau D14/217

OTHER PUBLICATIONS

U.S. Appl. No. 29/503,700, Steven J. Jakowski et al., dated Sep. 29, 2014 (7 pages).

* cited by examiner

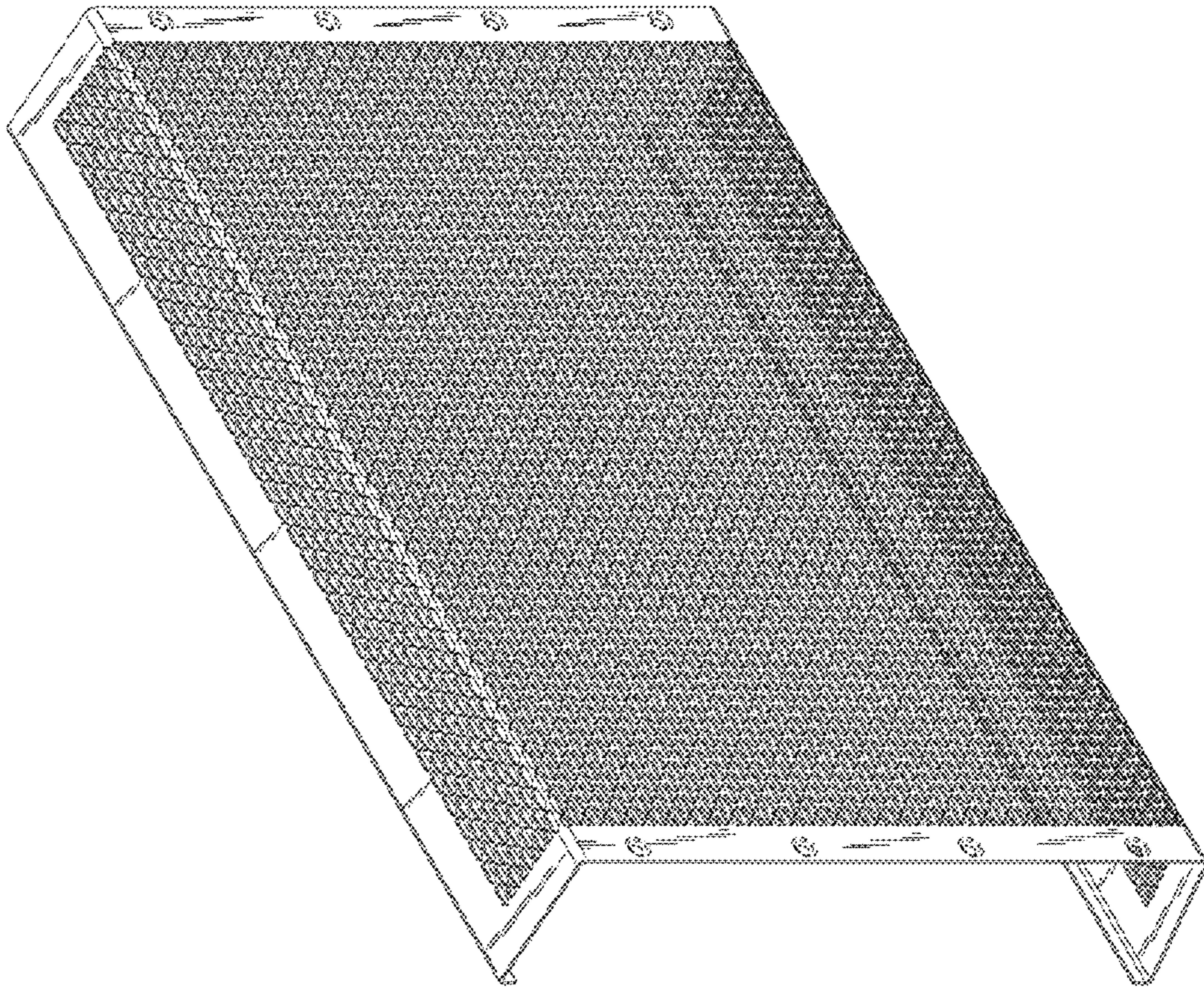


FIG. 1




FIG. 2




FIG. 4



FIG. 3




FIG. 5

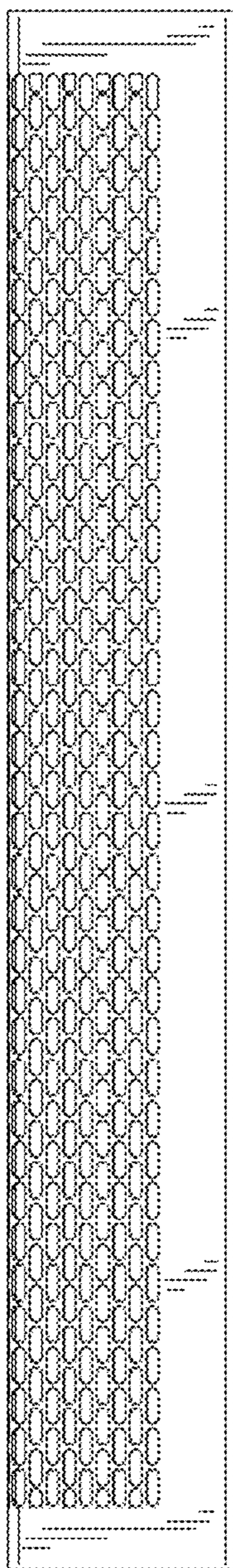


FIG. 6

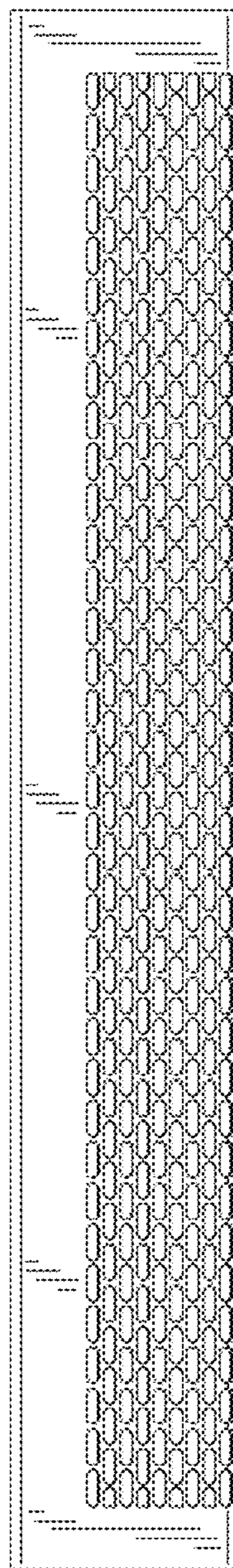


FIG. 7