



US00D747680S

(12) **United States Design Patent**
Sueishi

(10) **Patent No.:** **US D747,680 S**

(45) **Date of Patent:** **** Jan. 19, 2016**

(54) **TIRE FOR MOTORCYCLE**
(71) Applicant: **The Goodyear Tire & Rubber Company, Akron, OH (US)**
(72) Inventor: **Makoto Sueishi, Toyonaka (JP)**
(73) Assignee: **The Goodyear Tire & Rubber Company, Akron, OH (US)**
(**) Term: **14 Years**

(21) Appl. No.: **29/506,854**

(22) Filed: **Oct. 21, 2014**

(30) **Foreign Application Priority Data**

Apr. 25, 2014 (JP) 2014-009183

(51) **LOC (10) Cl.** **12-15**

(52) **U.S. Cl.**
USPC **D12/536**

(58) **Field of Classification Search**
USPC D12/533-567; 152/209.1-209.9
CPC B60C 1/00; B60C 11/00; B60C 11/03
See application file for complete search history.

(56) **References Cited**

U.S. PATENT DOCUMENTS

| | | | | |
|------------|---------|---------------|-------|---------|
| D268,662 S | 4/1983 | Shirashoji | | D12/140 |
| D282,059 S | 1/1986 | Kojima et al. | | D12/140 |
| D284,460 S | 7/1986 | Kojima et al. | | D12/140 |
| D284,648 S | 7/1986 | Babi et al. | | D12/140 |
| D292,077 S | 9/1987 | Funahara | | D12/140 |
| D301,851 S | 6/1989 | Tomoda | | D12/140 |
| D340,424 S | 10/1993 | Kawajiri | | D12/140 |
| D391,532 S | 3/1998 | Lo | | D12/140 |
| D392,225 S | 3/1998 | Lo | | D12/140 |
| D419,925 S | 2/2000 | Toyozawa | | D12/140 |
| D422,540 S | 4/2000 | Lo | | D12/140 |
| D434,705 S | 12/2000 | Lo | | D12/140 |
| D457,485 S | 5/2002 | Matsumura | | D12/571 |

| | | | | |
|------------|----------|------------------|-------|---------|
| D466,474 S | 12/2002 | Lo | | D12/571 |
| D466,861 S | 12/2002 | Lo | | D12/571 |
| D521,925 S | 5/2006 | Matsumura et al. | | D12/536 |
| D521,926 S | 5/2006 | Matsumura et al. | | D12/536 |
| D577,653 S | 9/2008 | Sueishi | | D12/512 |
| D577,656 S | 9/2008 | Sueishi | | D12/536 |
| D579,406 S | 10/2008 | Sueishi | | D12/536 |
| D581,348 S | 11/2008 | Sueishi | | D12/536 |
| D583,303 S | 12/2008 | Sueishi | | D12/536 |
| D584,678 S | 1/2009 | Sueishi | | D12/536 |
| D585,015 S | 1/2009 | Sueishi | | D12/536 |
| D592,587 S | 5/2009 | Sueishi | | D12/536 |
| D595,637 S | 7/2009 | Sueishi | | D12/536 |
| D596,107 S | 7/2009 | Sueishi | | D12/512 |
| D597,927 S | 8/2009 | Sueishi | | D12/536 |
| D613,672 S | * 4/2010 | Larregain | | D12/536 |
| D626,498 S | 11/2010 | Rosignaud et al. | | D12/536 |
| D637,140 S | 5/2011 | Hikita | | D12/536 |
| D640,965 S | 7/2011 | Hikita | | D12/536 |
| D648,260 S | 11/2011 | Ishida | | D12/571 |
| D654,849 S | 2/2012 | Ishida | | D12/536 |
| D670,233 S | 11/2012 | Hikita | | D12/536 |
| D671,485 S | 11/2012 | Hikita | | D12/571 |

(Continued)

Primary Examiner — George D Kirschbaum

Assistant Examiner — Natasha Vujcic

(74) *Attorney, Agent, or Firm* — Richard B. O'Planick



(57) **CLAIM**

The ornamental design for a tire for motorcycle, as shown and described.

DESCRIPTION

FIG. 1 is a perspective view of a tire for motorcycle showing my new design, it being understood that the pattern repeats uniformly throughout the circumference of the tread;
FIG. 2 is a front elevational view thereof;
FIG. 3 is a right side elevational view thereof; the opposite side elevational view being identical thereto; and,
FIG. 4 is an enlarged fragmentary front elevational view thereof.

1 Claim, 4 Drawing Sheets



(56)

References Cited

U.S. PATENT DOCUMENTS

| | | | | | | | |
|--------------|--------|--------------|---------|-------------------|---------|---------------|--------------------------|
| D678,180 S | 3/2013 | Hikita | D12/536 | D686,564 S | 7/2013 | Hikita | D12/579 |
| D685,722 S | 7/2013 | Hikita | D12/536 | D720,682 S * | 1/2015 | Sueishi | D12/536 |
| D686,561 S * | 7/2013 | Lo | D12/536 | 2008/0245457 A1 * | 10/2008 | Sueishi | B60C 11/01 152/209.11 |

* cited by examiner




FIG - 1




FIG - 2



FIG - 3




FIG - 4