



US00D747666S

(12) **United States Design Patent**
Yatsugi-Kang

(10) **Patent No.:** **US D747,666 S**
(45) **Date of Patent:** **** Jan. 19, 2016**

(54) **EARRING**

(71) Applicant: **HARRY WINSTON SA,**
Plan-les-Ouates (CH)

(72) Inventor: **Rie Yatsugi-Kang,** Cresskill, NJ (US)

(73) Assignee: **HARRY WINSTON SA,**
Plan-les-Ouates (CH)

(**) Term: **14 Years**

(21) Appl. No.: **29/510,015**

(22) Filed: **Nov. 24, 2014**

(30) **Foreign Application Priority Data**

May 22, 2014 (WO) DM/083 634

(51) **LOC (10) Cl.** **11-01**

(52) **U.S. Cl.**
USPC **D11/43**

(58) **Field of Classification Search**

USPC D11/1, 2, 40-48, 79, 80, 81, 86, 87, 88,
D11/91, 92, 96, 84, 63, 67; 63/12, 13, 1.11,
63/1.16, 26, 27, 28, 29.1, 29.2, 35, 40
CPC A44C 7/00; A44C 7/002; A44C 7/003;
A44C 7/004; A44C 7/005; A44C 7/006;
A44C 7/007; A44C 7/008; A44C 7/009;
A44C 17/02; A44C 17/0208; A44C 17/0216;
A44C 17/0255; A44C 17/0233; A44C
17/0241; A44C 17/025; A44C 17/0258;
A44C 17/0266; A44C 25/00; A44C 25/001;
A44C 25/007

See application file for complete search history.

(56) **References Cited**

U.S. PATENT DOCUMENTS

D42,604 S * 6/1912 Huml D11/207
D143,214 S * 12/1945 Katz D11/67
D148,855 S * 3/1948 Glass D11/43
D152,559 S * 2/1949 Philippe D11/43
D181,308 S * 10/1957 Neszpaul D11/43

D415,446 S * 10/1999 Kattan D11/43
D537,750 S * 3/2007 Allin D11/40
D556,083 S * 11/2007 Kothari D11/91
D603,289 S * 11/2009 Lebail D11/43
D622,173 S * 8/2010 Blad D11/40

(Continued)

OTHER PUBLICATIONS

[Online] <http://data.whicdn.com/images/131693346/large.jpg>.
Retrieved Oct. 13, 2015.*

[Online] <https://s-media-cache-ak0.pinning.com/236x/e7/ed/39/e7ed39ca4bb3575728cb37d6a29f0a8f.jpg>. Retrieved Oct. 13,
2015.*

[Online] <http://data.whicdn.com/images/131693346/large.jpg>.
Retrieved Oct. 13, 2015.*

U.S. Appl. No. 29/504,874 for Bracelet filed Oct. 10, 2014 inventor
Rie Yatsugi-Kang.†

(Continued)

Primary Examiner — Garth Rademaker

Assistant Examiner — Melanie Pellegrini

(74) *Attorney, Agent, or Firm* — Donald J. Ranft; Kristen A.
Mogavero; Collen IP

(57)

CLAIM

The ornamental design for an earring, as shown.

DESCRIPTION

FIG. 1 is a top, front and right side perspective view of an
earring showing my new design;

FIG. 2 is a rear, bottom and left side perspective view thereof;

FIG. 3 is a left rear perspective view with clasp open thereof;

FIG. 4 is a bottom right perspective view with clasp open
thereof;

FIG. 5 is a front view thereof;

FIG. 6 is a rear view thereof;

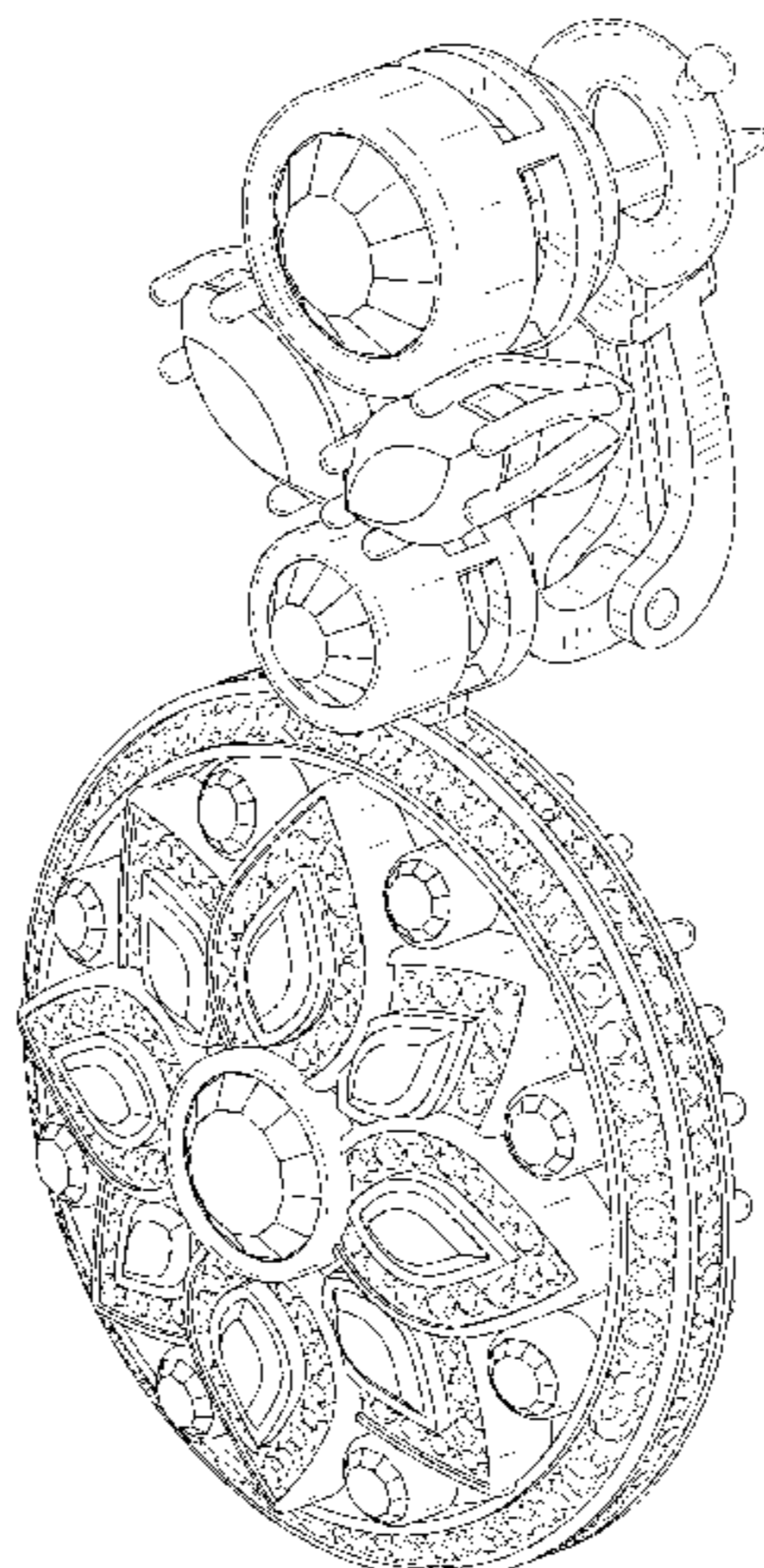
FIG. 7 is a right side view thereof;

FIG. 8 is a left side view with clasp open thereof;

FIG. 9 is a top view with clasp open thereof; and,

FIG. 10 is a bottom view thereof.

1 Claim, 10 Drawing Sheets



(56)

References Cited

OTHER PUBLICATIONS

U.S. PATENT DOCUMENTS

D630,967	S	*	1/2011	Lebail	D11/43
D640,950	S	*	7/2011	Zuiderveld	D11/84
D644,141	S	*	8/2011	George	D11/1
D727,773	S	*	4/2015	Kwon	D11/42
D727,774	S	*	4/2015	Kwon	D11/43
D729,108	S	*	5/2015	Kwon	D11/43

U.S. Appl. No. 29/510,011 for Necklace filed Nov. 24, 2014 inventor Rie Yatsugi-Kang.†
U.S. Appl. No. 29/510,014 for Necklace filed Nov. 24, 2014 inventor Rie Yatsugi-Kang.†

* cited by examiner
† cited by third party




FIG. 1

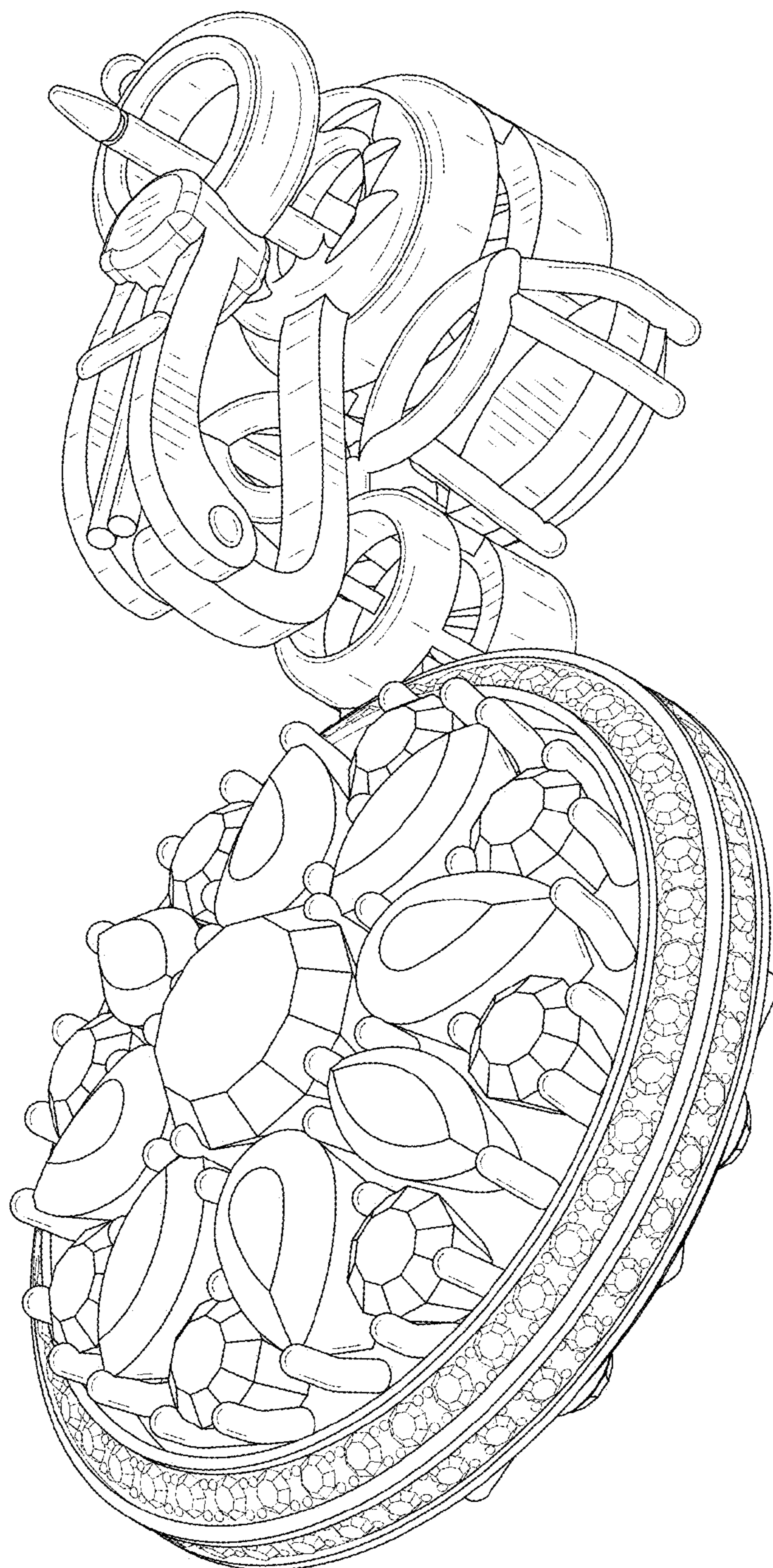


FIG. 2

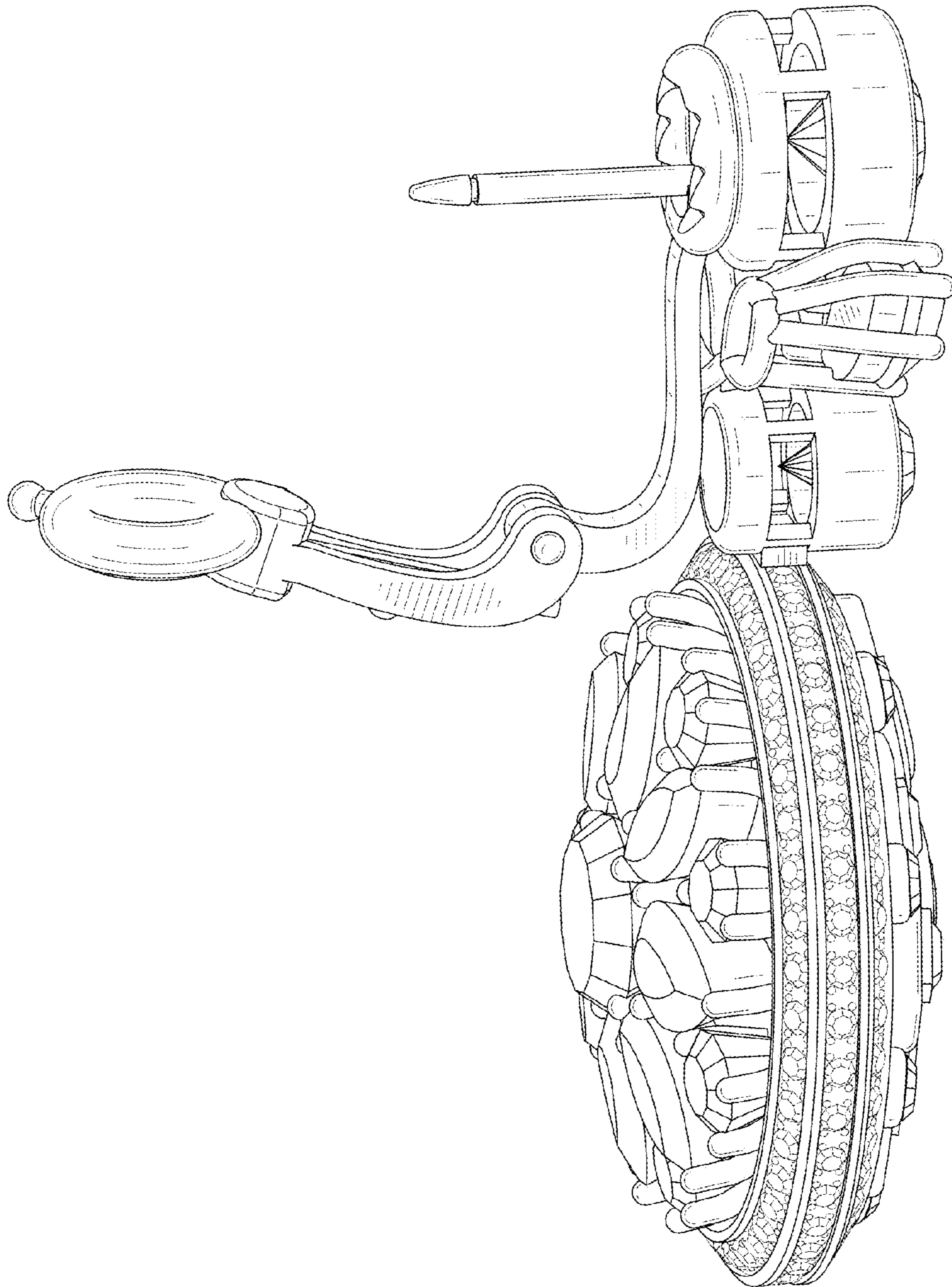


FIG. 3

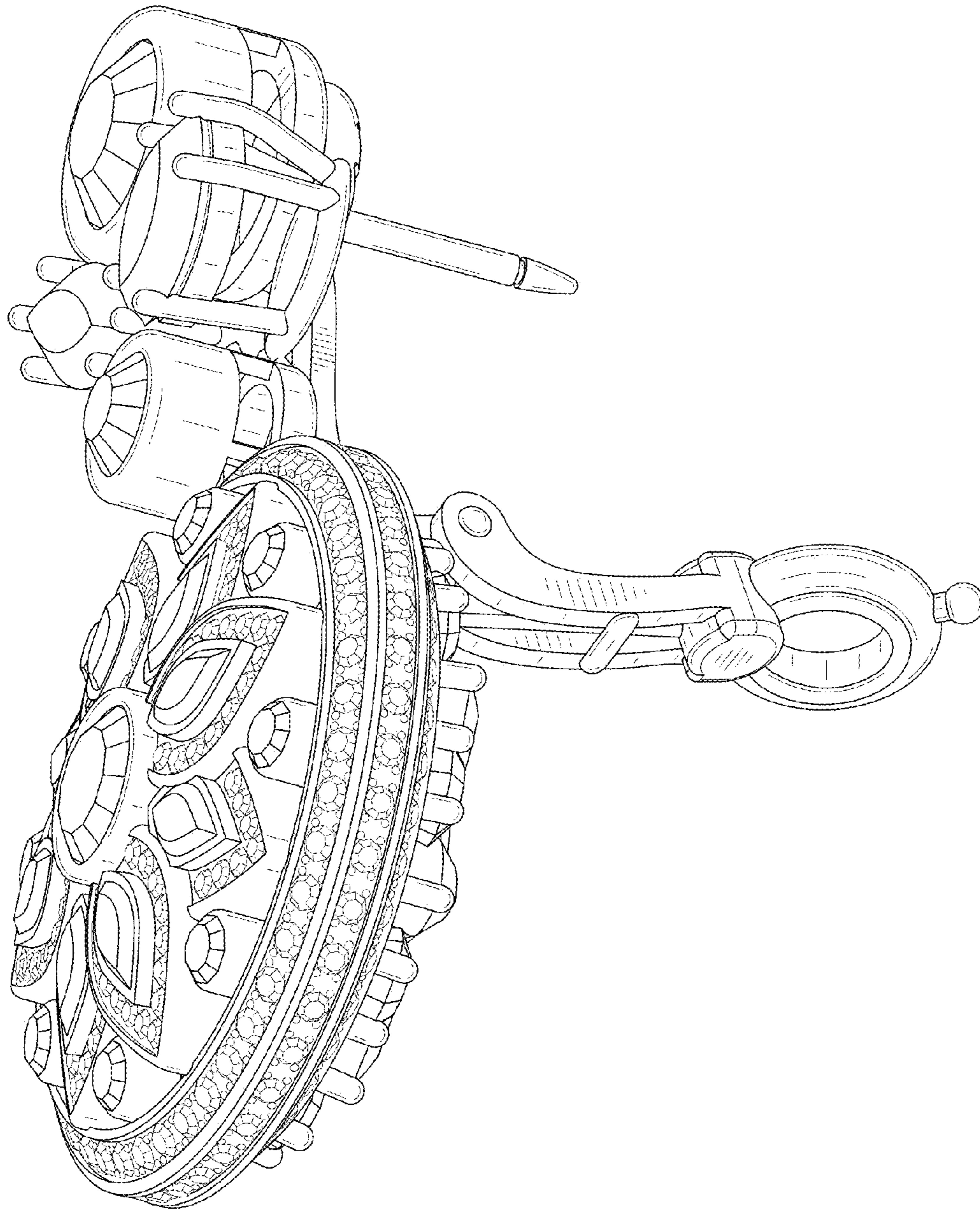


FIG. 4




FIG. 5




FIG. 6

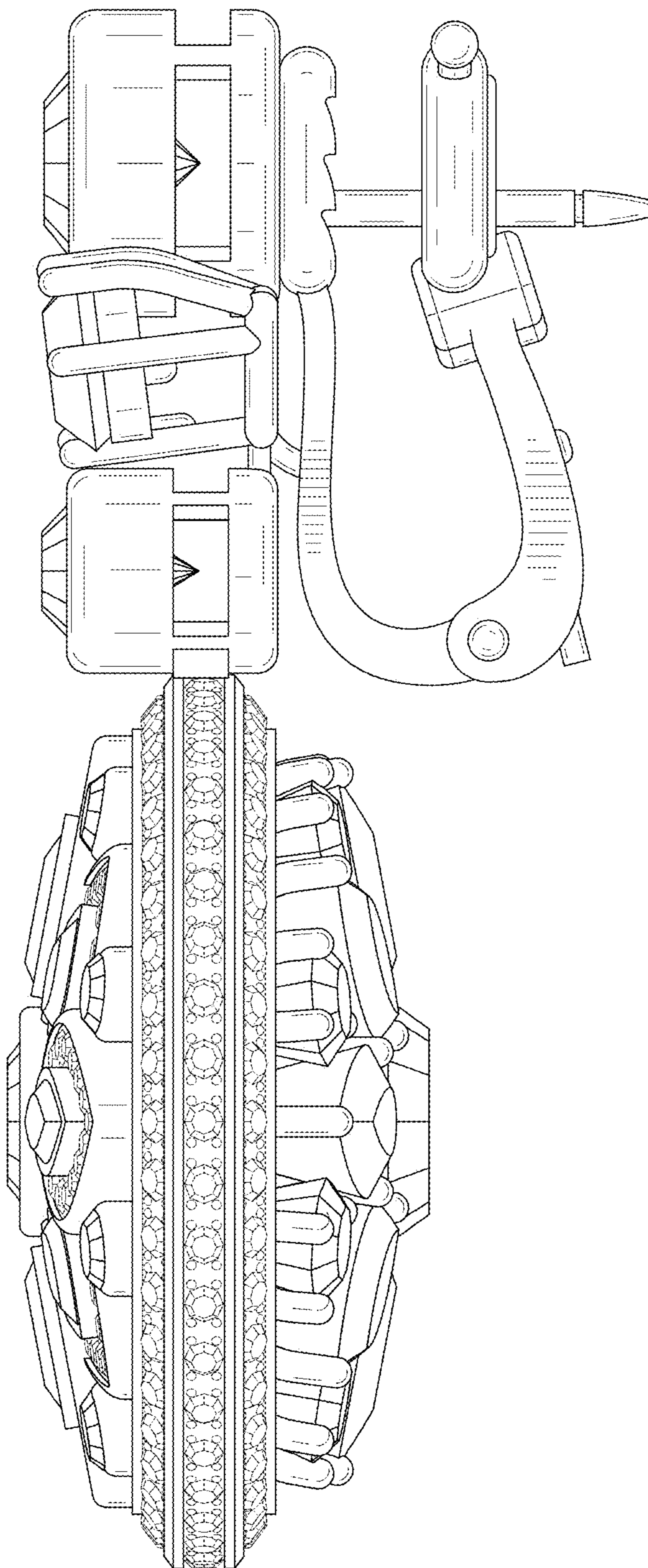


FIG. 7

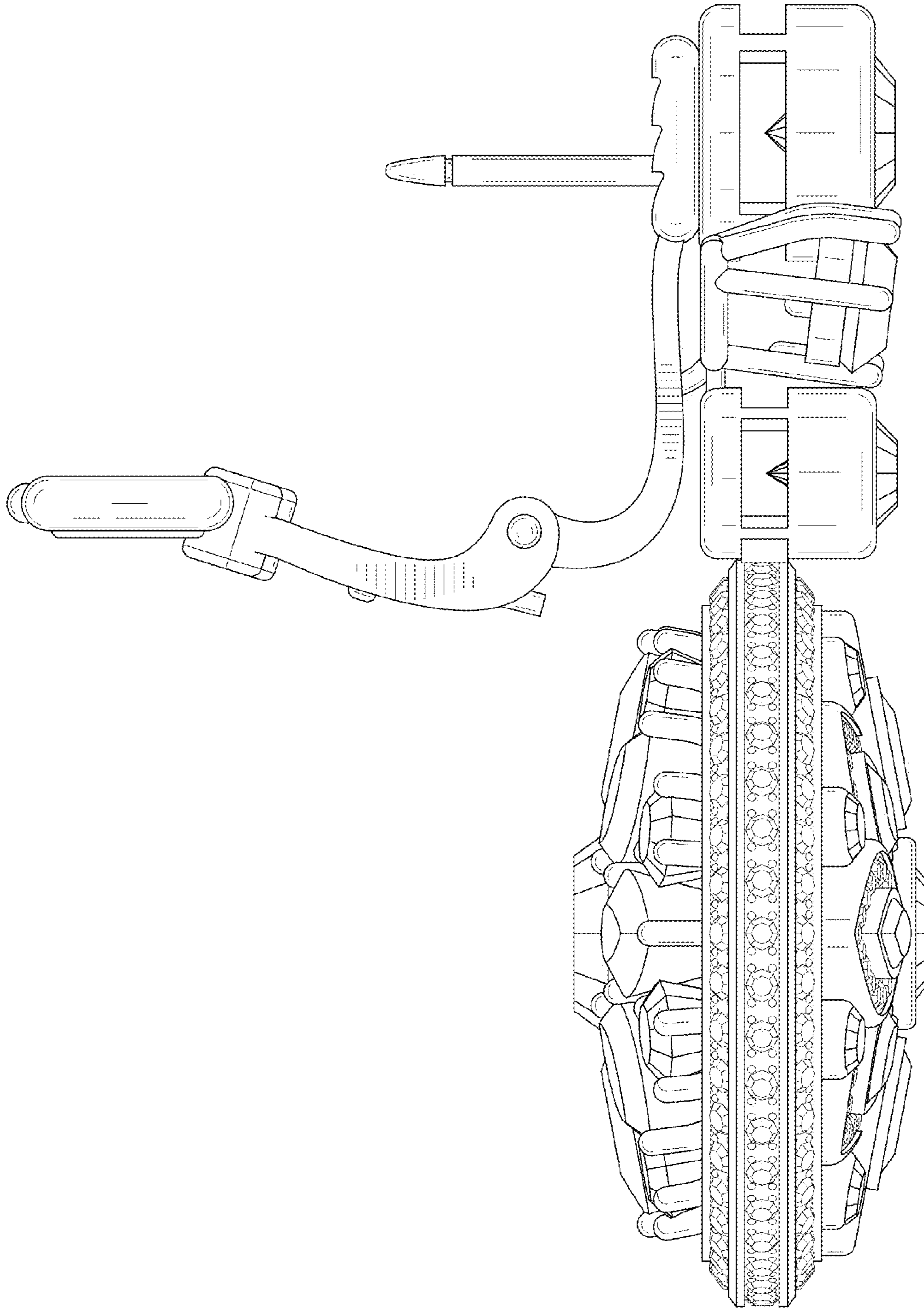


FIG. 8




FIG. 9




FIG. 10