



US00D747662S

(12) **United States Design Patent**
Yatsugi-Kang

(10) **Patent No.:** **US D747,662 S**
(45) **Date of Patent:** **** Jan. 19, 2016**

(54) **BRACELET**

(71) Applicant: **HARRY WINSTON SA,**
Plan-les-Ouates (CH)

(72) Inventor: **Rie Yatsugi-Kang,** Cresskill, NJ (US)

(73) Assignee: **HARRY WINSTON SA,**
Plan-les-Ouates (CH)

(**) Term: **14 Years**

(21) Appl. No.: **29/504,874**

(22) Filed: **Oct. 10, 2014**

(30) **Foreign Application Priority Data**

Apr. 10, 2014 (WO) DM/083 390

(51) **LOC (10) Cl.** **11-01**

(52) **U.S. Cl.**
USPC **D11/16**

(58) **Field of Classification Search**
USPC D11/1-39, 91, 92
CPC A44C 5/00; A44C 5/0007; A44C 5/0015;
A44C 5/0023; A44C 5/003; A44C 5/0038;
A44C 5/0053; A44C 5/0061; A44C 5/0069;
A44C 5/076; A44C 5/0084; A44C 5/0092;
A44C 9/00; A44C 17/02; A44C 17/0208;
A44C 17/0216; A44C 17/0225; A44C 7/0241;
A44C 17/0258

See application file for complete search history.

(56) **References Cited**

U.S. PATENT DOCUMENTS

D57,180 S * 2/1921 Miller 63/3
D57,702 S * 4/1921 Miller D10/32
D64,259 S * 3/1924 McDermott D11/11
D153,312 S * 4/1949 Philippe D11/12
D177,589 S * 5/1956 Quiriou D11/16

D315,116 S * 3/1991 Akkelian D11/11
D358,554 S * 5/1995 Helleu D10/32
D397,953 S * 9/1998 Tong D11/6
D587,433 S * 3/2009 Ratcliff D11/16
D669,809 S * 10/2012 McDonnell, Sr. D11/12
D689,787 S * 9/2013 Parvex D11/16
D730,231 S * 5/2015 Kwon D11/16
D735,598 S * 8/2015 Hines D11/3

OTHER PUBLICATIONS

[Online] <http://Isa5.0.assets.s3.amazonaws.com/wp-content/uploads/2015/08/Secret-Wonder.jpg>. Retrieved Sep. 17, 2015.*
U.S. Appl. No. 29/510,011 for Necklace filed Nov. 24, 2014 inventor Rie Yatsugi-Kang.
U.S. Appl. No. 29/510,014 for Necklace filed Nov. 24, 2014 inventor Rie Yatsugi-Kang.
U.S. Appl. No. 29/510,015 for Earring filed Nov. 24, 2014 inventor Rie Yatsugi-Kang.

* cited by examiner

Primary Examiner — Cathron Brooks

Assistant Examiner — Melanie Pellegrini

(74) *Attorney, Agent, or Firm* — Donald J. Ranft; Kristen A. Mogavero; Collen IP

(57) **CLAIM**

The ornamental design for a bracelet, as shown.

DESCRIPTION

FIG. 1 is a top perspective view of a bracelet showing my new design;
FIG. 2 is a bottom perspective view thereof;
FIG. 3 is a top view thereof;
FIG. 4 is a bottom view thereof;
FIG. 5 is a left side view thereof;
FIG. 6 is a right side view thereof;
FIG. 7 is a front view thereof;
FIG. 8 is a rear view thereof; and,
FIG. 9 is a top perspective view with the face rotated thereof.

1 Claim, 6 Drawing Sheets






FIG. 1




FIG. 2




FIG. 3




FIG. 4

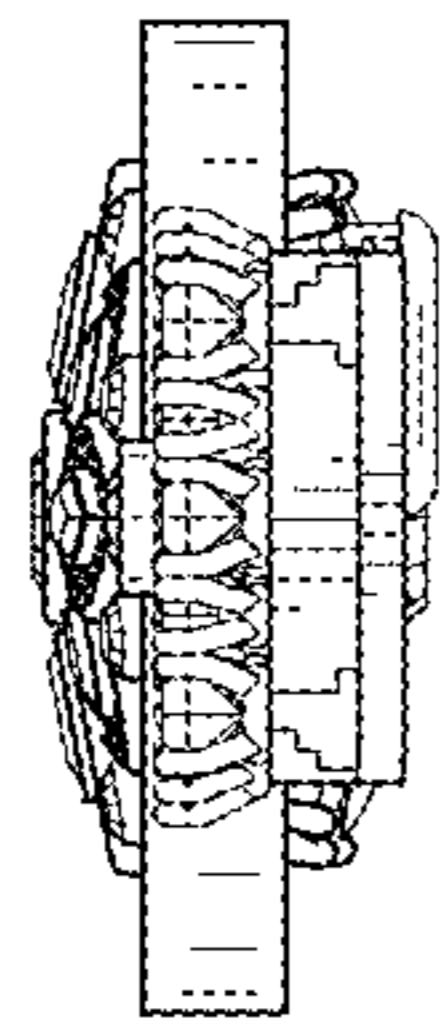


FIG. 5

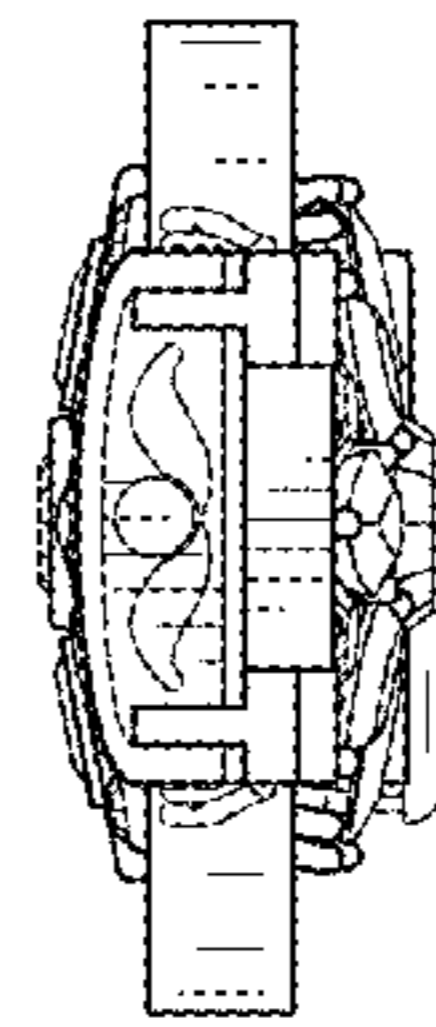


FIG. 6

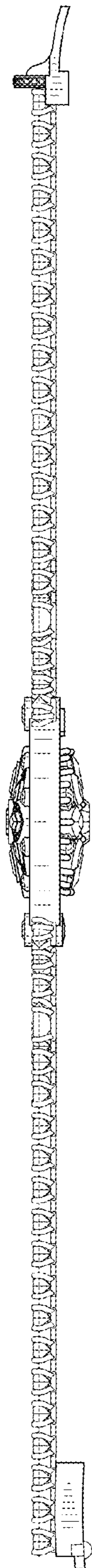


FIG. 7

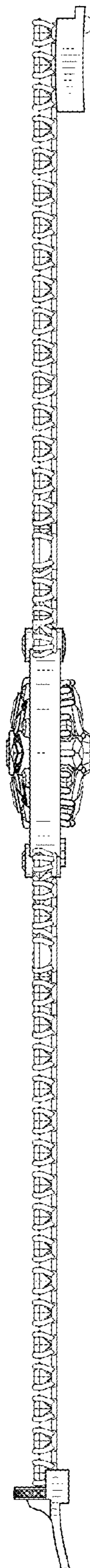


FIG. 8



FIG. 9