



US00D747637S

(12) **United States Design Patent**
Bloch

(10) **Patent No.:** **US D747,637 S**
(45) **Date of Patent:** **** Jan. 19, 2016**

(54) **DOUBLE BLADE KNIFE**

OTHER PUBLICATIONS

(71) Applicant: **Outdoor Edge Cutlery Corporation,**
Denver, CO (US)

International Preliminary Report on Patentability for International
(PCT) Patent Application No. PCT/US2013/066877 mailed May 7,
2015, 7 pages.

(72) Inventor: **David R. Bloch,** Morrison, CO (US)

(Continued)

(73) Assignee: **Outdoor Edge Cutlery Corporation,**
Denver, CO (US)

Primary Examiner — Phillip S Hyder

(74) *Attorney, Agent, or Firm* — Sheridan Ross P.C.

(**) Term: **14 Years**

(57) **CLAIM**

(21) Appl. No.: **29/507,929**

The ornamental design for a double blade knife, as shown and
described.

(22) Filed: **Oct. 31, 2014**

DESCRIPTION

(51) **LOC (10) Cl.** **08-03**

(52) **U.S. Cl.**
USPC **D8/99**

(58) **Field of Classification Search**
USPC D8/98, 99, 100, 105; D22/118;
30/155-162
CPC B26B 1/04; B26B 1/046; B26B 1/02;
B26B 1/10; B26B 1/00
See application file for complete search history.

FIG. 1 is a perspective view of the double blade knife shown
in a first position of use where a first blade comprising a
replaceable portion is deployed;
FIG. 2 is a front elevation view thereof;
FIG. 3 is a rear elevation view thereof;
FIG. 4 is a right elevation view thereof;
FIG. 5 is a left elevation view thereof;
FIG. 6 is a top plan view thereof;
FIG. 7 is a bottom plan view thereof;
FIG. 8 is a perspective view of the double blade knife shown
in a second position of use where a second blade comprising
a skinning blade is deployed;
FIG. 9 is a front elevation view thereof;
FIG. 10 is a rear elevation view thereof;
FIG. 11 is a right elevation view thereof;
FIG. 12 is a left elevation view thereof;
FIG. 13 is a top plan view thereof;
FIG. 14 is a bottom plan view thereof; and,
FIG. 15 is a perspective view of the double blade knife shown
in a third position of use where the first blade and the second
blade are deployed.

(56) **References Cited**

U.S. PATENT DOCUMENTS

D100,877 S	8/1936	Parker et al.
D172,377 S	6/1954	Woofter
3,772,955 A	11/1973	Pearl
3,896,546 A	7/1975	Hildebrandt
4,161,818 A	7/1979	Phelps
4,173,071 A	11/1979	Ishida
D265,719 S	8/1982	Dowdy
D277,452 S	2/1985	Ulvtorp

(Continued)

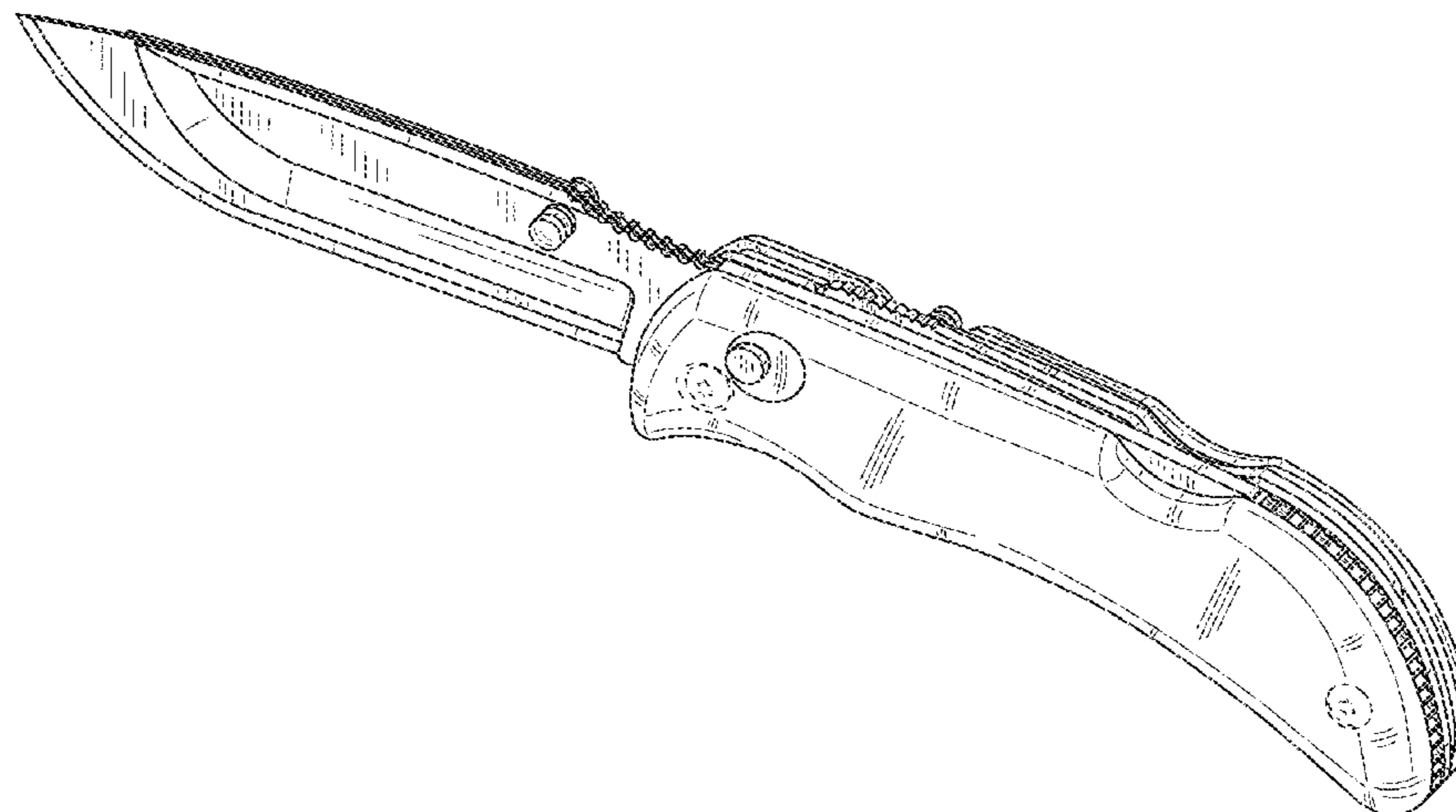
FOREIGN PATENT DOCUMENTS

AU	2006202953	8/2006
CA	2481333	6/2005

(Continued)

The broken lines depict portions of the double blade knife in
which the design is embodied that are not considered part of
the claimed design.

1 Claim, 9 Drawing Sheets



(56)

References Cited

U.S. PATENT DOCUMENTS

5,511,310 A 4/1996 Sessions et al.
 D383,370 S 9/1997 Chen et al.
 D385,471 S 10/1997 Seber et al.
 5,689,889 A 11/1997 Overholt
 D392,539 S 3/1998 Balolia
 D393,405 S 4/1998 Seber et al.
 6,058,611 A 5/2000 Rickard
 D442,461 S 5/2001 Glesser
 6,263,581 B1 7/2001 Forte
 6,397,476 B1 6/2002 Onion
 6,574,868 B1 6/2003 Overholt
 D501,782 S 2/2005 Ping
 D510,250 S 10/2005 Ping
 D516,403 S 3/2006 Ping
 D517,893 S 3/2006 Ping
 D519,019 S 4/2006 Ping
 D522,835 S 6/2006 Ping
 D526,878 S 8/2006 Ping
 D528,894 S 9/2006 Ping
 D528,895 S 9/2006 Ping
 7,134,207 B2 11/2006 Ping
 D535,171 S 1/2007 Ping
 7,172,611 B2 2/2007 Harding et al.
 D543,822 S 6/2007 Ping
 D545,165 S 6/2007 Ping
 D546,158 S 7/2007 Ping
 D551,050 S 9/2007 Ping
 D552,955 S 10/2007 Ping
 D562,651 S 2/2008 Harkey
 D567,055 S 4/2008 Renzi et al.
 D568,136 S 5/2008 Ping
 D574,691 S 8/2008 Ping
 D578,858 S 10/2008 Ping
 D579,299 S 10/2008 Ping
 D583,643 S 12/2008 Ping
 D584,125 S 1/2009 Ping
 7,480,997 B2 1/2009 Ping
 D592,033 S 5/2009 Bloch
 D593,838 S 6/2009 Williams
 7,900,363 B1 3/2011 White
 D654,144 S 2/2012 Karlsson et al.
 8,381,407 B1 2/2013 White
 8,935,855 B2 1/2015 Qiu
 D728,339 S * 5/2015 Bloch D8/99
 D738,181 S * 9/2015 Kanaan D8/99

2004/0226173 A1 11/2004 Ping
 2004/0231169 A1 11/2004 Roberson
 2005/0138816 A1 6/2005 Ping
 2005/0229404 A1 10/2005 Nordqvist et al.
 2006/0064877 A1 3/2006 Vallotton et al.
 2007/0006466 A1 1/2007 Ping
 2007/0294895 A1 12/2007 Ping
 2008/0148576 A1 6/2008 Ping
 2010/0299935 A1 12/2010 Ping
 2011/0023308 A1 2/2011 Ping
 2012/0030949 A1 2/2012 Ping
 2012/0227267 A1 9/2012 Qiu
 2013/0227794 A1 9/2013 Wang
 2013/0255087 A1 10/2013 Wang
 2014/0115851 A1 5/2014 Bloch et al.

FOREIGN PATENT DOCUMENTS

CN 201677334 12/2010
 CN 102756384 10/2012
 CN 102990680 3/2013
 CN 102990681 3/2013
 EP 1570959 9/2005
 FR 2848138 6/2004
 FR 2864463 7/2005
 FR 2867716 9/2005
 FR 2870152 11/2005
 WO WO 2014/000347 1/2014
 WO WO 2014/082447 6/2014

OTHER PUBLICATIONS

Restriction Requirement for U.S. Appl. No. 29/475,511 mailed Apr. 27, 2015, 6 pages.
 Official Action for U.S. Appl. No. 29/475,511 mailed Jun. 5, 2015, 7 pages.
 International Search Report and Written Opinion for International (PCT) Patent Application No. PCT/US2013/066877 mailed Mar. 18, 2014, 8 pages.
 Official Action for U.S. Appl. No. 29/440,686 mailed Mar. 14, 2014, 6 pages.
 Official Action for U.S. Appl. No. 29/440,686 mailed Oct. 27, 2014, 5 pages.
 Notice of Allowance for U.S. Appl. No. 29/440,686 mailed Jan. 5, 2015, 7 pages.
 Official Action for U.S. Appl. No. 14/063,333, mailed Sep. 11, 2105 6 pages Restriction Requirement.

* cited by examiner

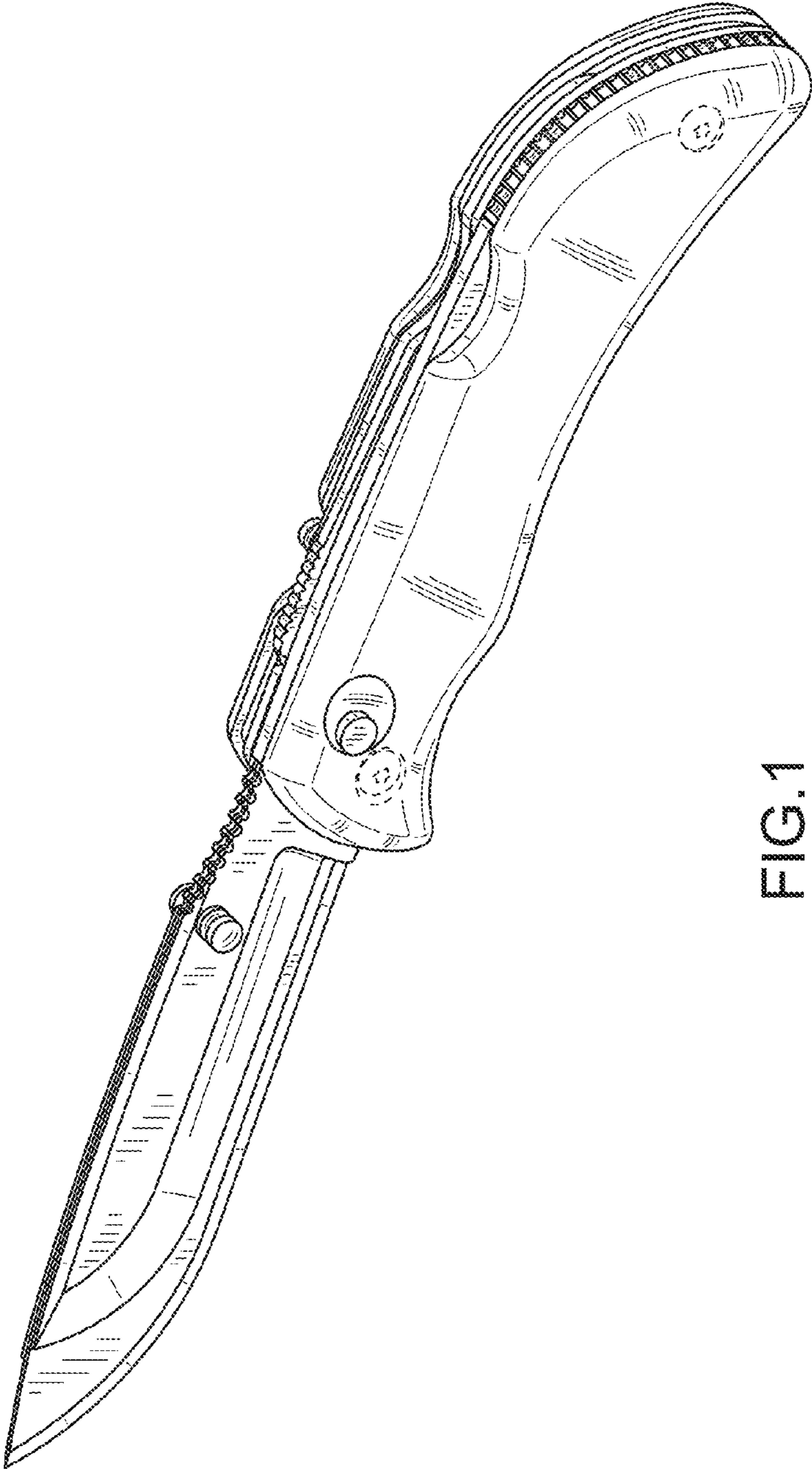


FIG.1

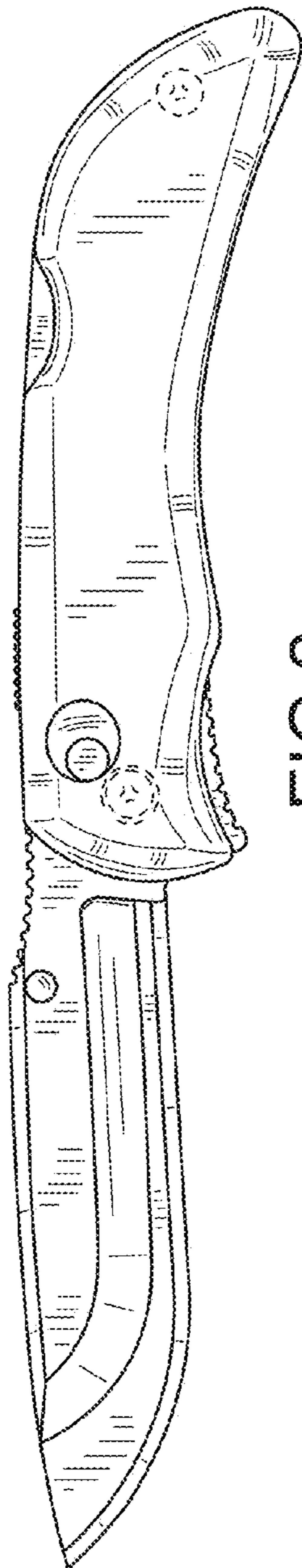


FIG. 2

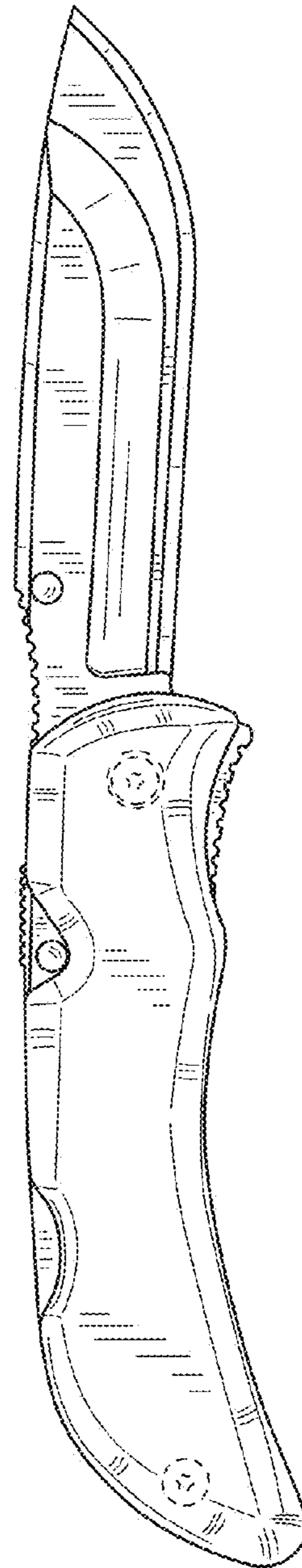


FIG. 3

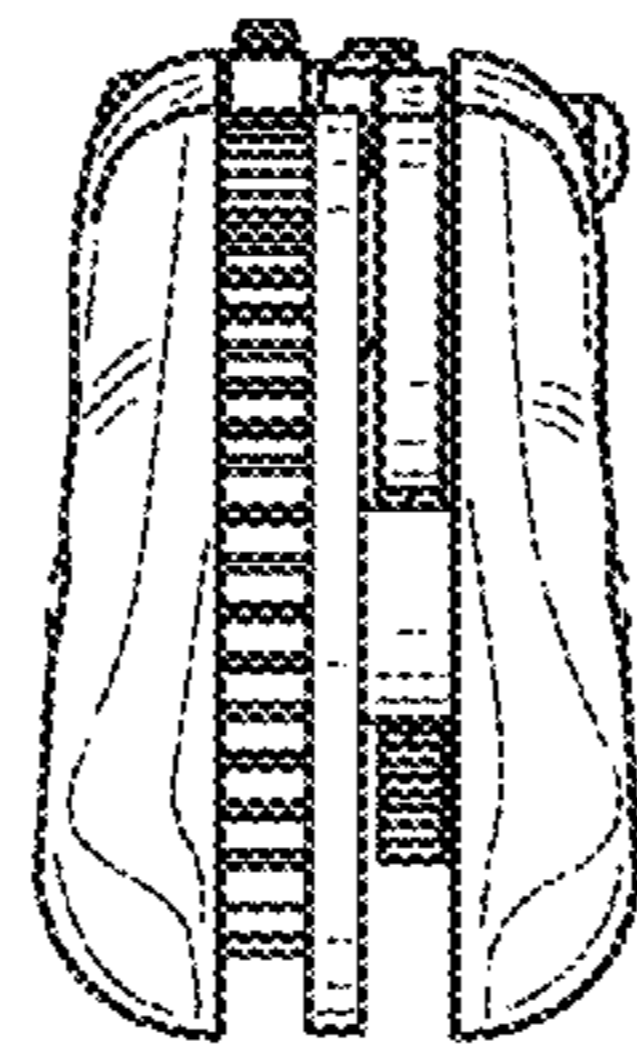


FIG. 4

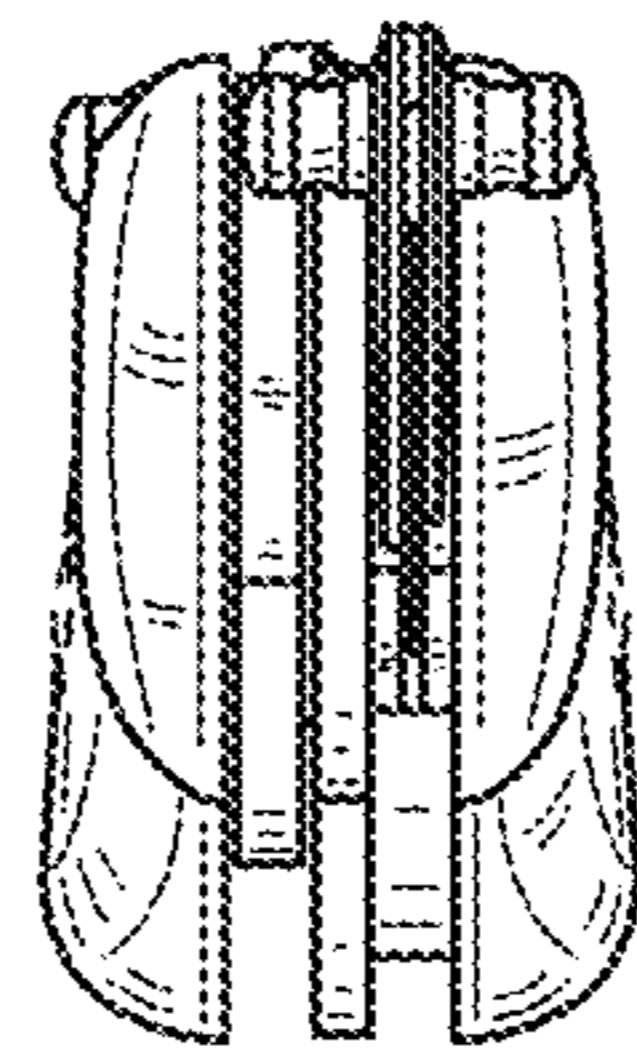


FIG. 5

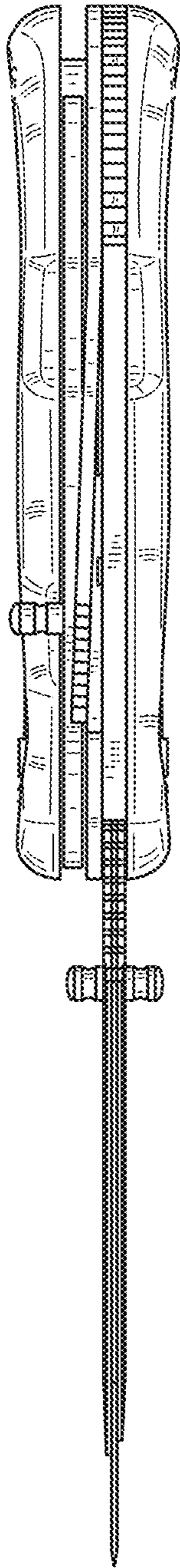


FIG. 6

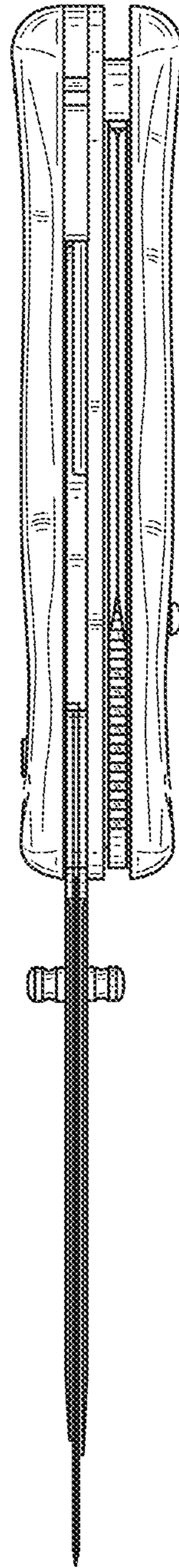


FIG. 7

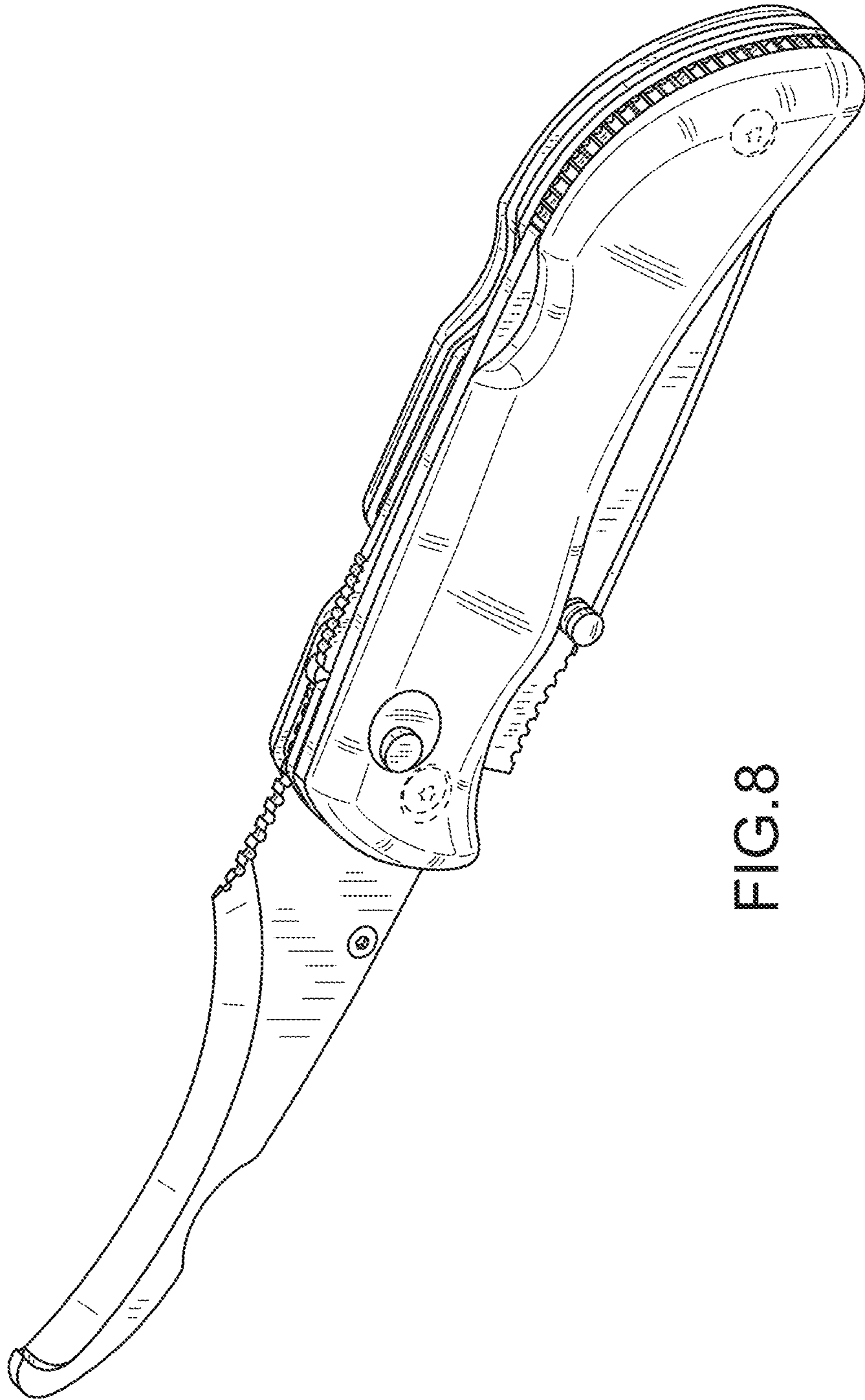


FIG. 8

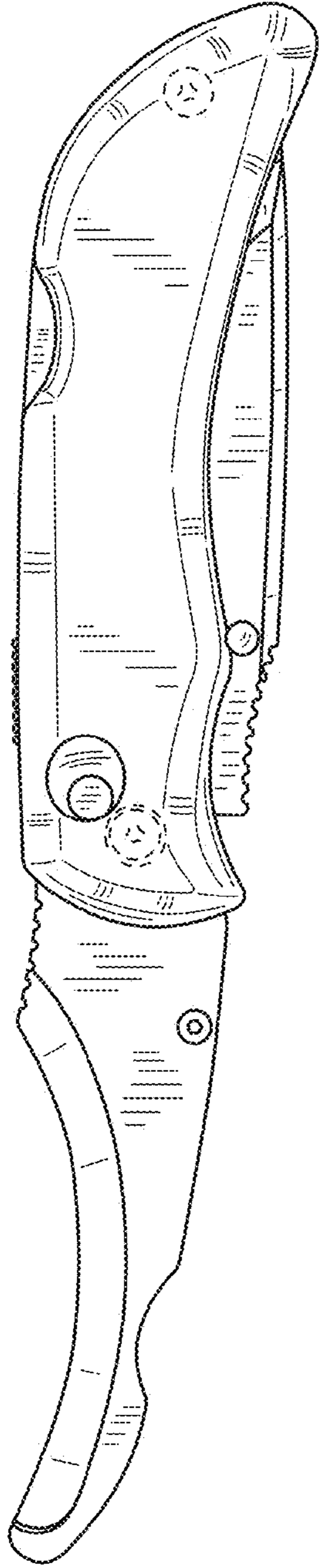


FIG. 9

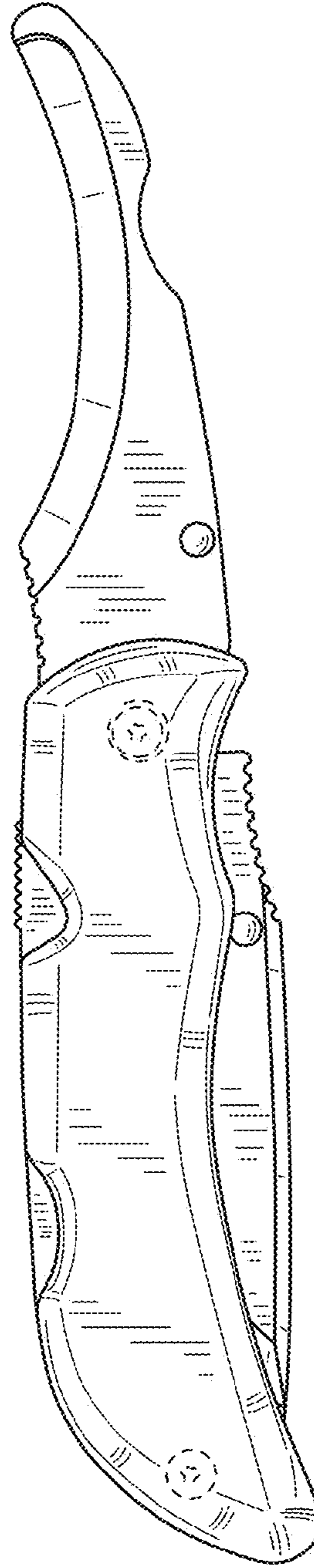


FIG. 10

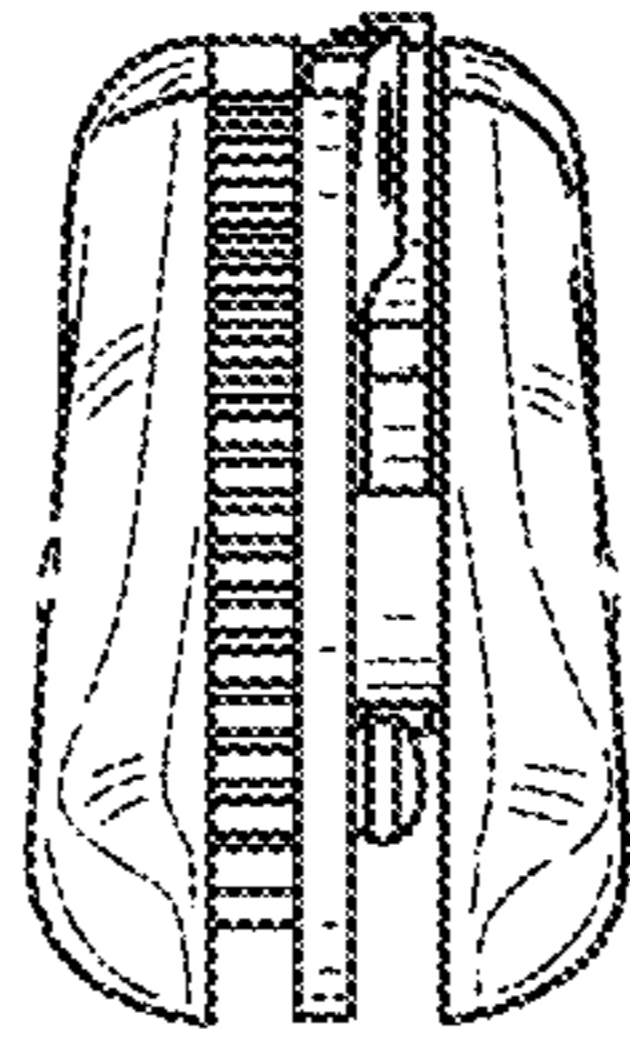


FIG. 11

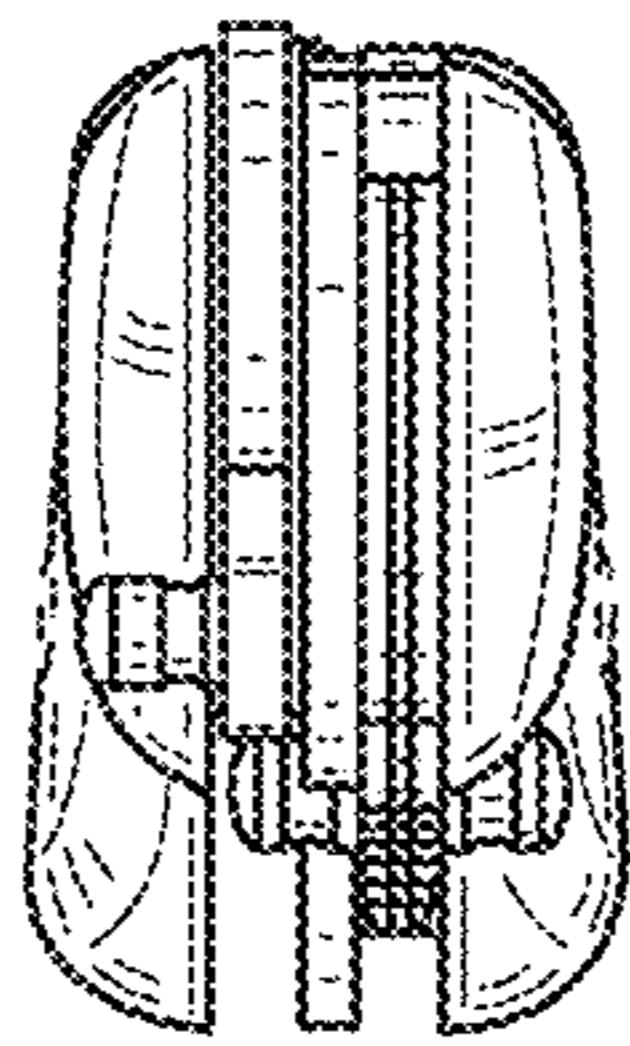


FIG. 12

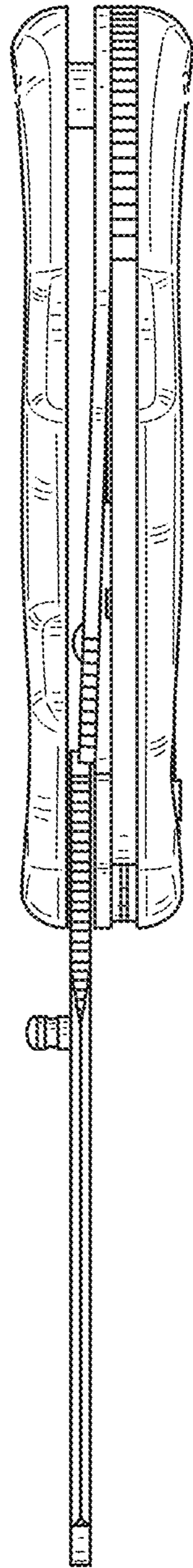


FIG. 13

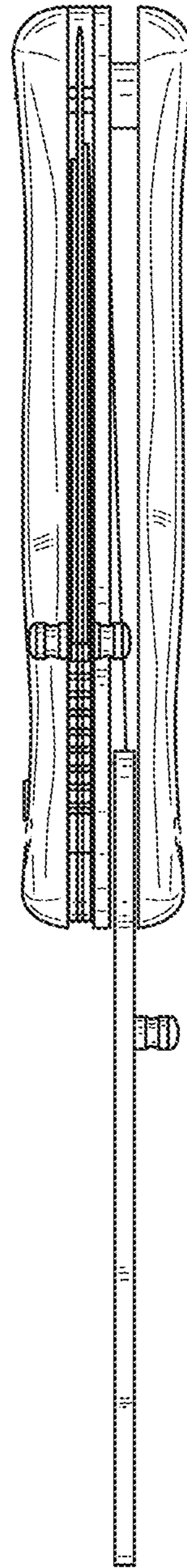


FIG. 14

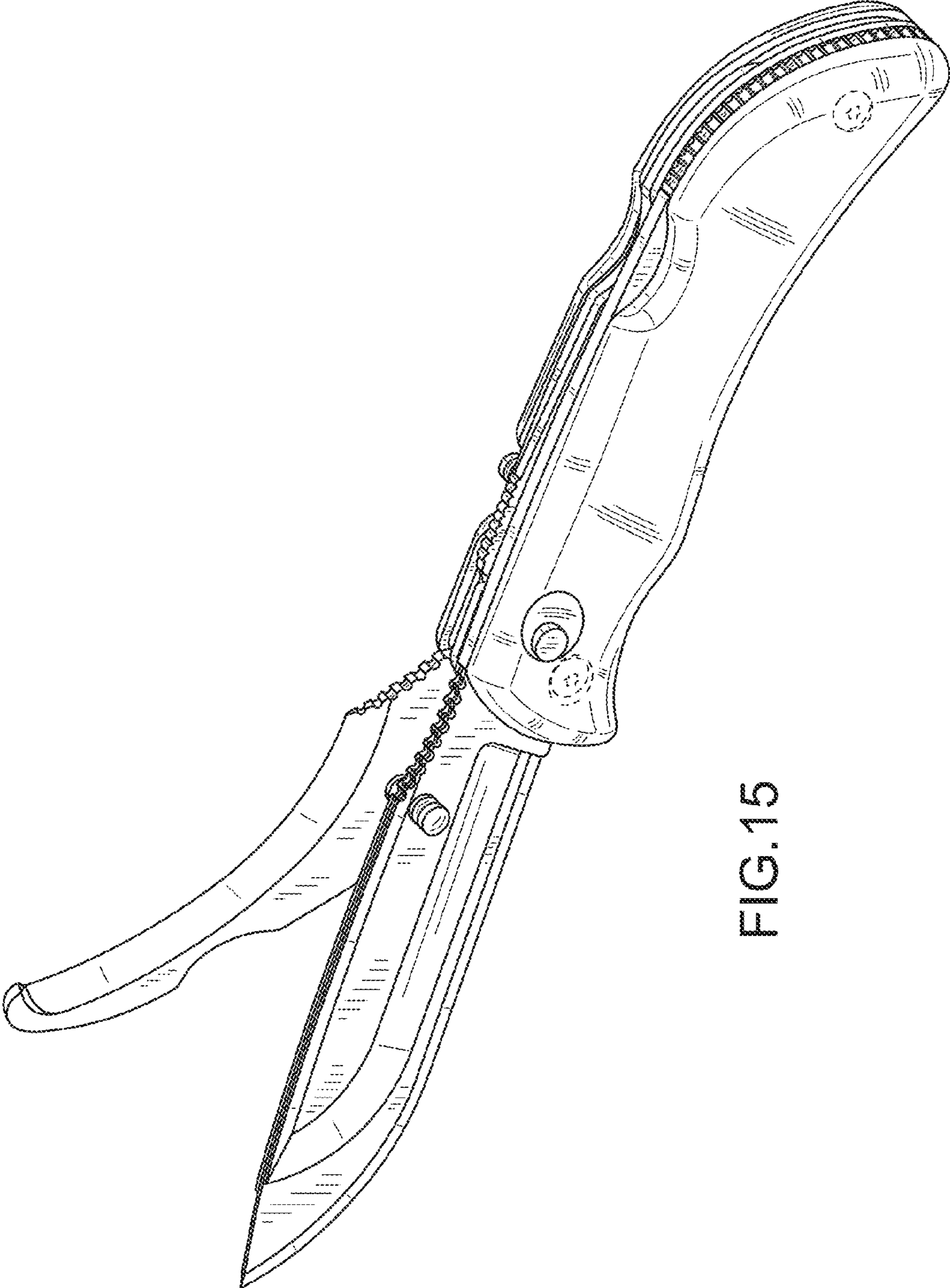


FIG.15