



US00D747628S

(12) **United States Design Patent**
Kowalczyk

(10) **Patent No.:** **US D747,628 S**
(45) **Date of Patent:** **** Jan. 19, 2016**

- (54) **BEVERAGE POD DISPENSER**
- (71) Applicant: **Joseph A. Kowalczyk**, Ellicott City, MD (US)
- (72) Inventor: **Joseph A. Kowalczyk**, Ellicott City, MD (US)
- (**) Term: **14 Years**
- (21) Appl. No.: **29/495,774**
- (22) Filed: **Jul. 3, 2014**
- (51) **LOC (10) Cl.** **07-06**
- (52) **U.S. Cl.**
USPC **D7/600.1; D6/515**
- (58) **Field of Classification Search**
USPC D7/600.1-600.4, 589, 701-708;
D6/515; 211/49.1, 59.2, 194, 78, 74,
211/71.01; 221/131
CPC A47F 1/08; A47B 77/16; B65D 71/50
See application file for complete search history.

5,878,593 A	3/1999	Lane et al.
6,158,615 A	12/2000	Hill
6,406,107 B1	6/2002	Franczak
6,755,310 B1	6/2004	Hilton et al.
7,857,163 B2	12/2010	Shigeyama et al.
2004/0188365 A1	9/2004	Forte
2013/0193093 A1	8/2013	Betesh
2014/0034591 A1	2/2014	Szpak et al.

OTHER PUBLICATIONS

Solofil Automatic Portion Pack Dispenser Publication, internet web address: <http://www.solofill.com/mysolopad/>.
Wall Mountable Coffee Pod Dispenser Publication, internet web address: <http://www.stacksandstacks.com/wall-mounted-coffee-pod-holder>.

* cited by examiner

Primary Examiner — Terry Wallace
(74) *Attorney, Agent, or Firm* — Rosenberg, Klein & Lee

(57) **CLAIM**

The ornamental design for a “beverage pod dispenser,” as shown and described.

(56) **References Cited**

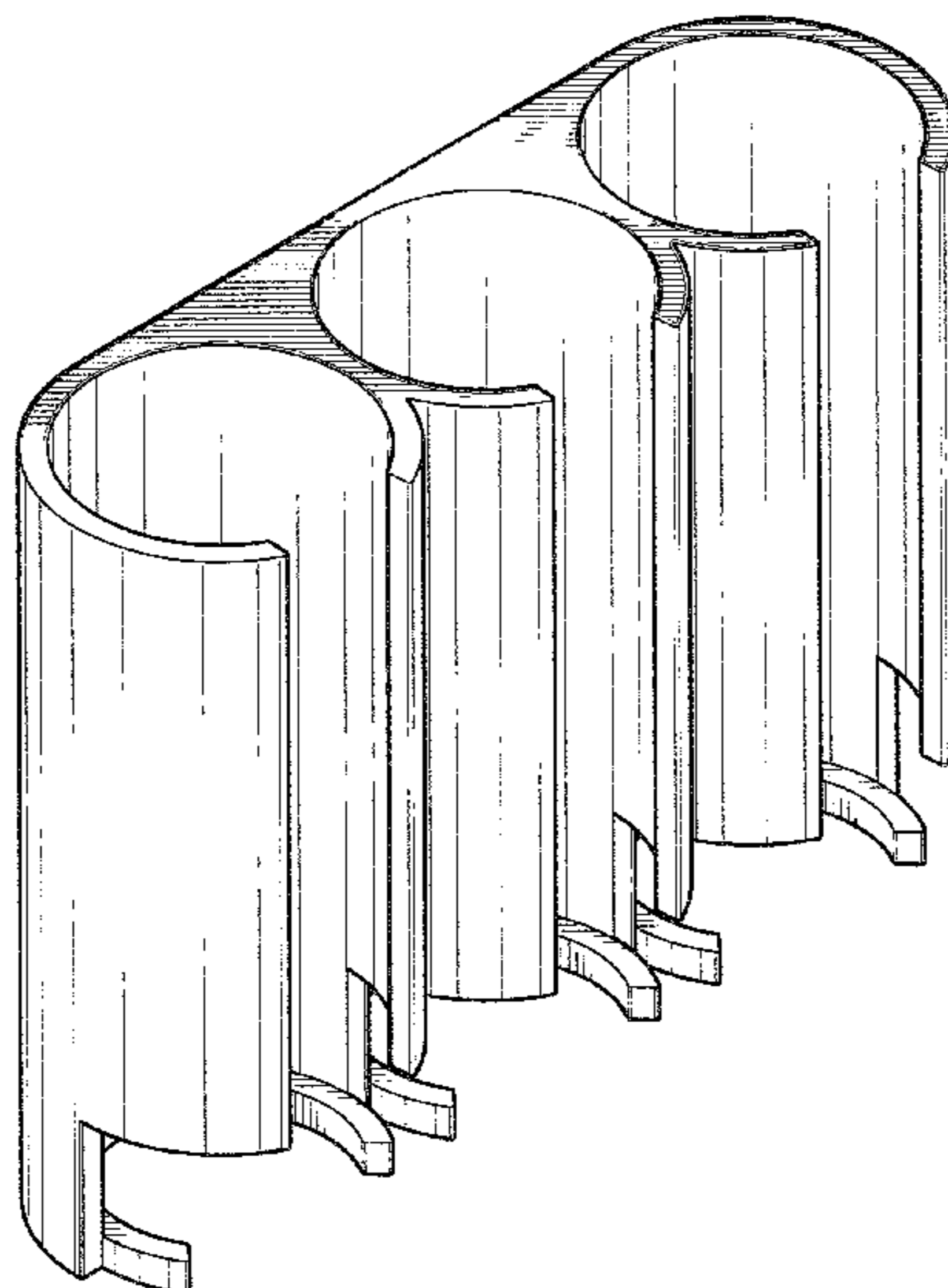
U.S. PATENT DOCUMENTS

2,303,344 A	12/1942	Erne	
2,805,111 A	9/1957	Jarnot	
3,251,188 A	5/1966	Dean et al.	
4,006,824 A	2/1977	Snediker et al.	
D245,653 S *	9/1977	Kent	D6/515
4,396,237 A	8/1983	Henry	
4,767,022 A	8/1988	Oldorf	
4,842,149 A *	6/1989	Vining	A47F 1/08 211/59.2
4,889,245 A *	12/1989	Rinke	B65D 71/50 206/427
D310,327 S *	9/1990	Rinke	D7/589
5,172,815 A	12/1992	Schock et al.	
5,368,191 A	11/1994	Johnson	
5,615,780 A *	4/1997	Nimetz	A47B 77/16 211/120
D399,394 S *	10/1998	Rapaz	D7/590

DESCRIPTION

FIG. 1 is a perspective view of a beverage pod dispenser showing my new design;
FIG. 2 is front elevation view thereof;
FIG. 3 is a rear elevation view thereof;
FIG. 4 is a top plan view thereof;
FIG. 5 is a bottom plan view thereof;
FIG. 6 is a left side elevation view thereof;
FIG. 7 is a right side elevation view thereof; and,
FIG. 8 is an environmental view showing beverage pods inserted in the dispenser.
The broken line portion of the figure drawings is included to show unclaimed subject matter and illustrate the environment of the design only, and forms no part of the claimed design.

1 Claim, 7 Drawing Sheets



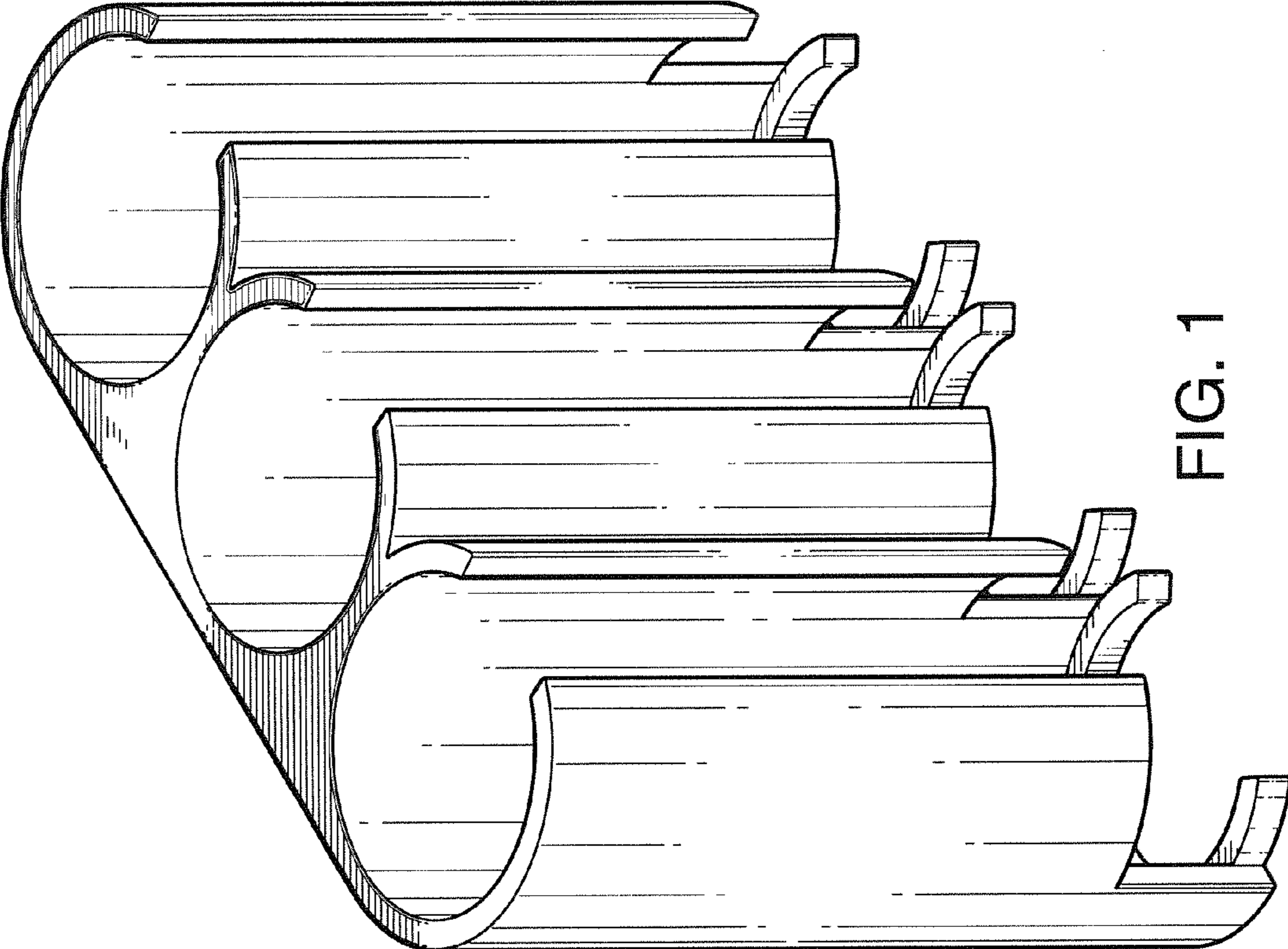


FIG. 1




FIG. 2




FIG. 3

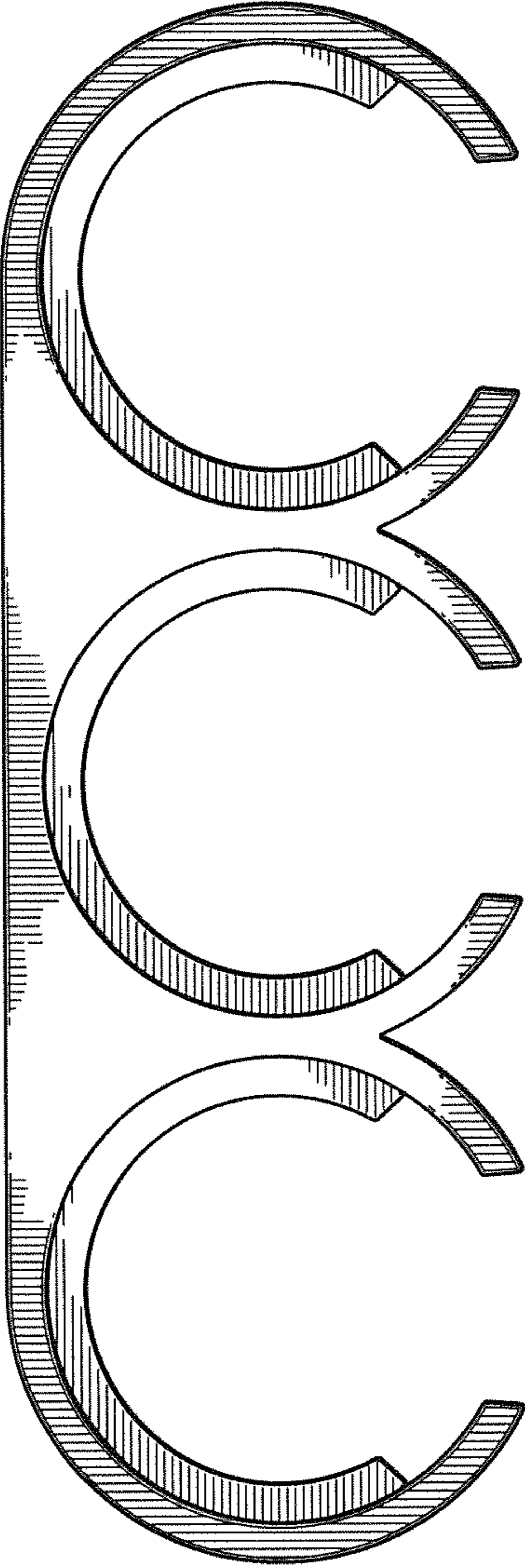


FIG. 4

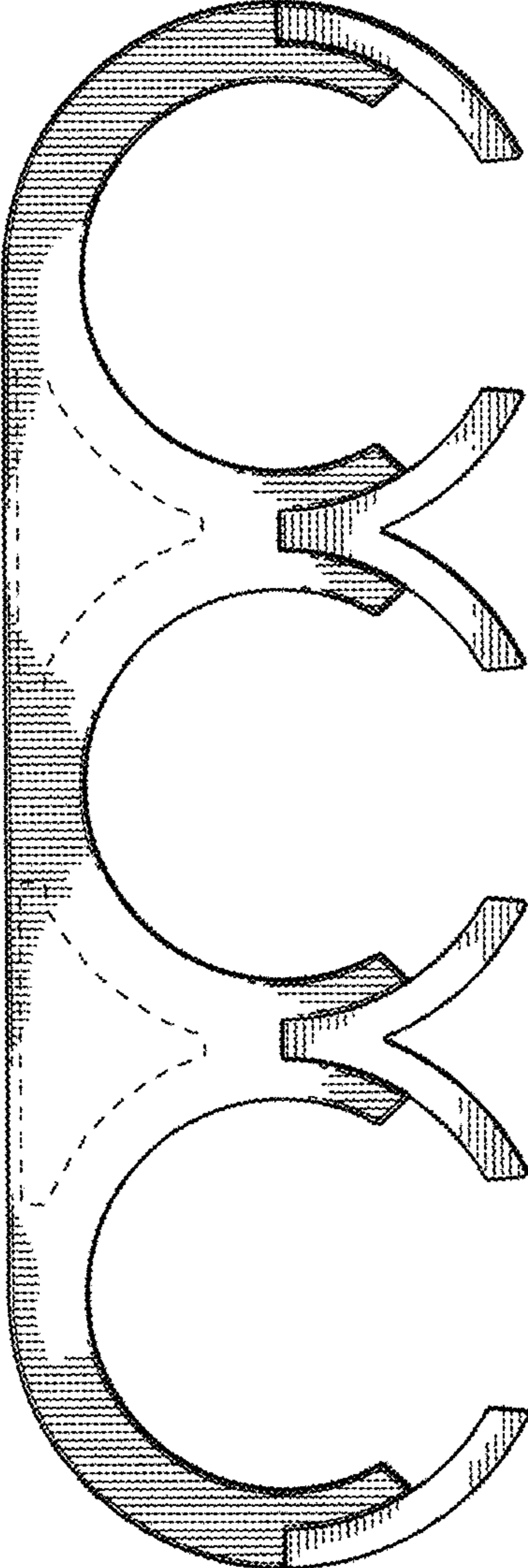


FIG. 5

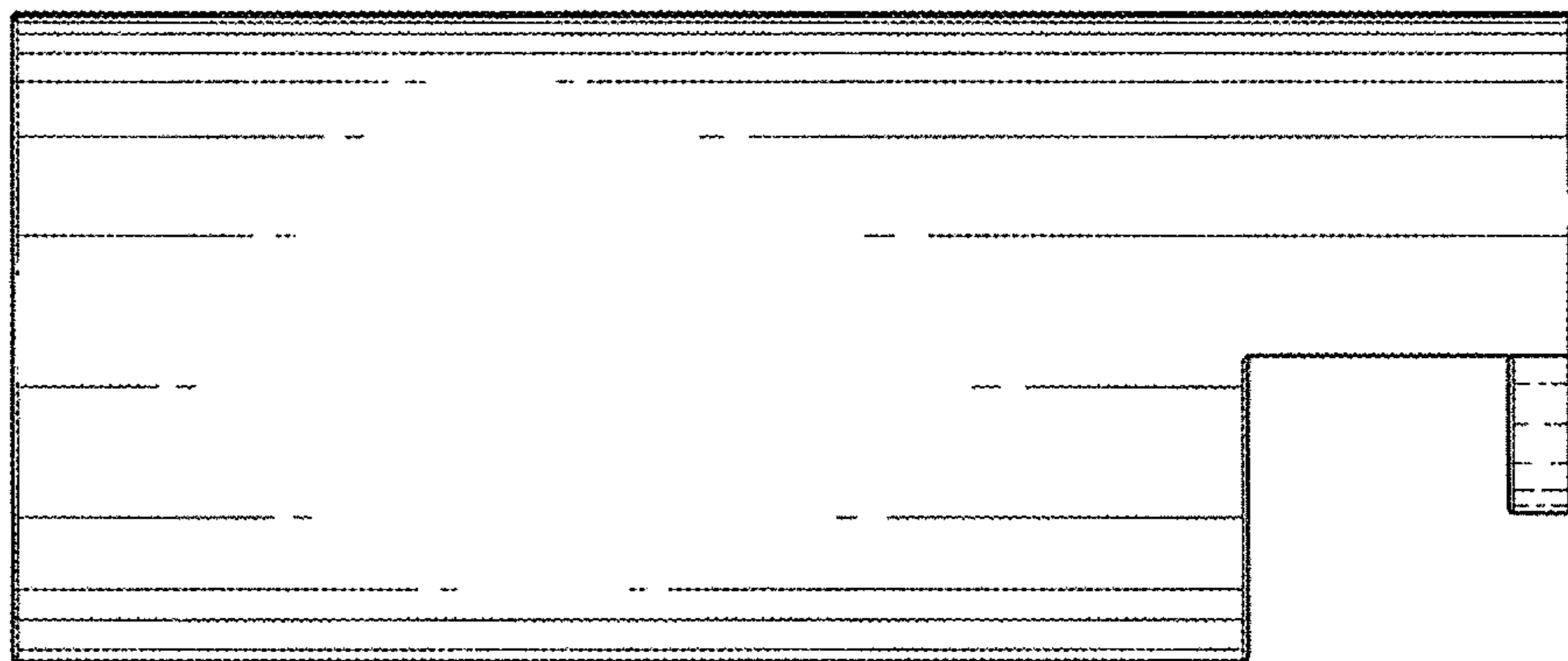


FIG. 7




FIG. 6

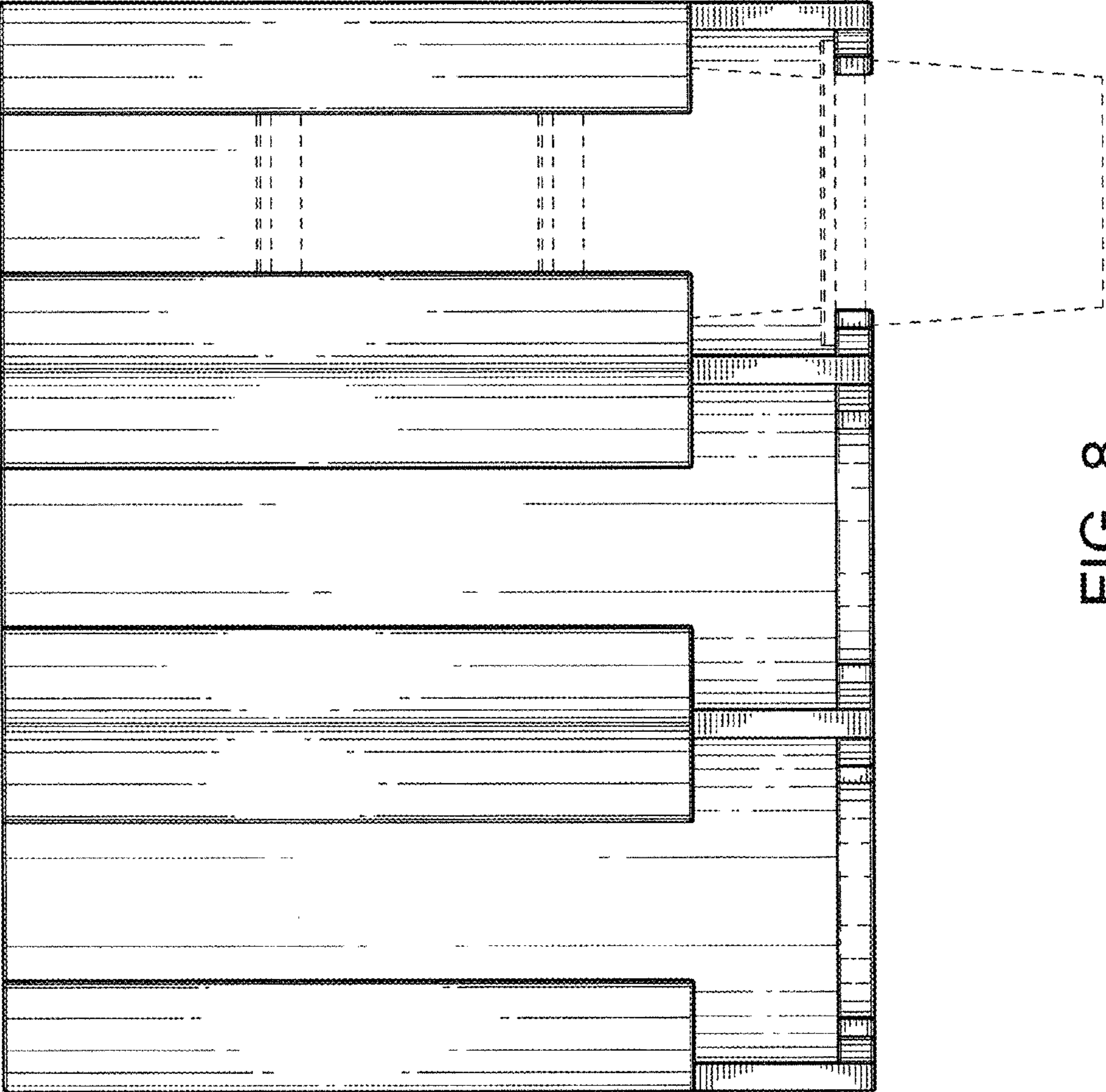


FIG. 8