

US00D747621S

(12) **United States Design Patent**
Amerson

(10) **Patent No.:** **US D747,621 S**
(45) **Date of Patent:** **** Jan. 19, 2016**

- (54) **CERAMIC COOKWARE**
- (71) Applicant: **Tyone Amerson**, Jackson, MS (US)
- (72) Inventor: **Tyone Amerson**, Jackson, MS (US)
- (**) Term: **14 Years**
- (21) Appl. No.: **29/491,110**
- (22) Filed: **May 16, 2014**
- (51) **LOC (10) Cl.** **07-02**
- (52) **U.S. Cl.**
USPC **D7/354**
- (58) **Field of Classification Search**
USPC D7/323, 332, 334, 354-361, 500, 503;
D9/418, 643; D10/40; D14/216;
D21/684; D23/366; D24/216; D26/4,
D26/37, 40, 47, 94, 98, 104, 216; D99/5
CPC ... A01K 41/02; A01K 41/023; A01K 41/026;
A01K 41/06; A21B 5/02; A21B 5/026;
A21B 5/04; A23B 5/00; A23B 5/005; A23B
5/0052; A47J 27/00; A47J 27/004; A47J
29/00; A47J 29/02; A47J 29/04; A47J 29/06;
A47J 36/025; A47J 36/06; A47J 36/12;
B65D 11/02
See application file for complete search history.

D464,454 S *	10/2002	Suzuki	D26/40
D478,681 S *	8/2003	Newcomb	D26/4
D563,593 S *	3/2008	Audrito	D26/104
D597,646 S *	8/2009	Chapman	D23/366
D603,374 S *	11/2009	Peters	D14/216
D615,807 S *	5/2010	Creel	D7/354
D642,416 S *	8/2011	Scott	D7/332
D652,162 S *	1/2012	Wu	D26/47
D653,403 S *	1/2012	Hayward	D30/108
D654,759 S *	2/2012	Browning	D7/354
D660,451 S *	5/2012	Matsuura	D24/216
D668,096 S *	10/2012	Simms, II	D7/334
D680,439 S *	4/2013	Reetz	D9/643
D692,717 S *	11/2013	Lai	D7/354
D693,625 S *	11/2013	Facey	D7/354
D702,478 S *	4/2014	Wai	D7/323
D703,415 S *	4/2014	Khan	D99/5
D712,192 S *	9/2014	Prueksapornpong	D7/354
D737,136 S *	8/2015	Lam	D9/418
D738,028 S *	9/2015	Wu	D26/98
2007/0108092 A1 *	5/2007	Minuto	B65D 11/02 206/581

* cited by examiner

Primary Examiner — Ricky Pham

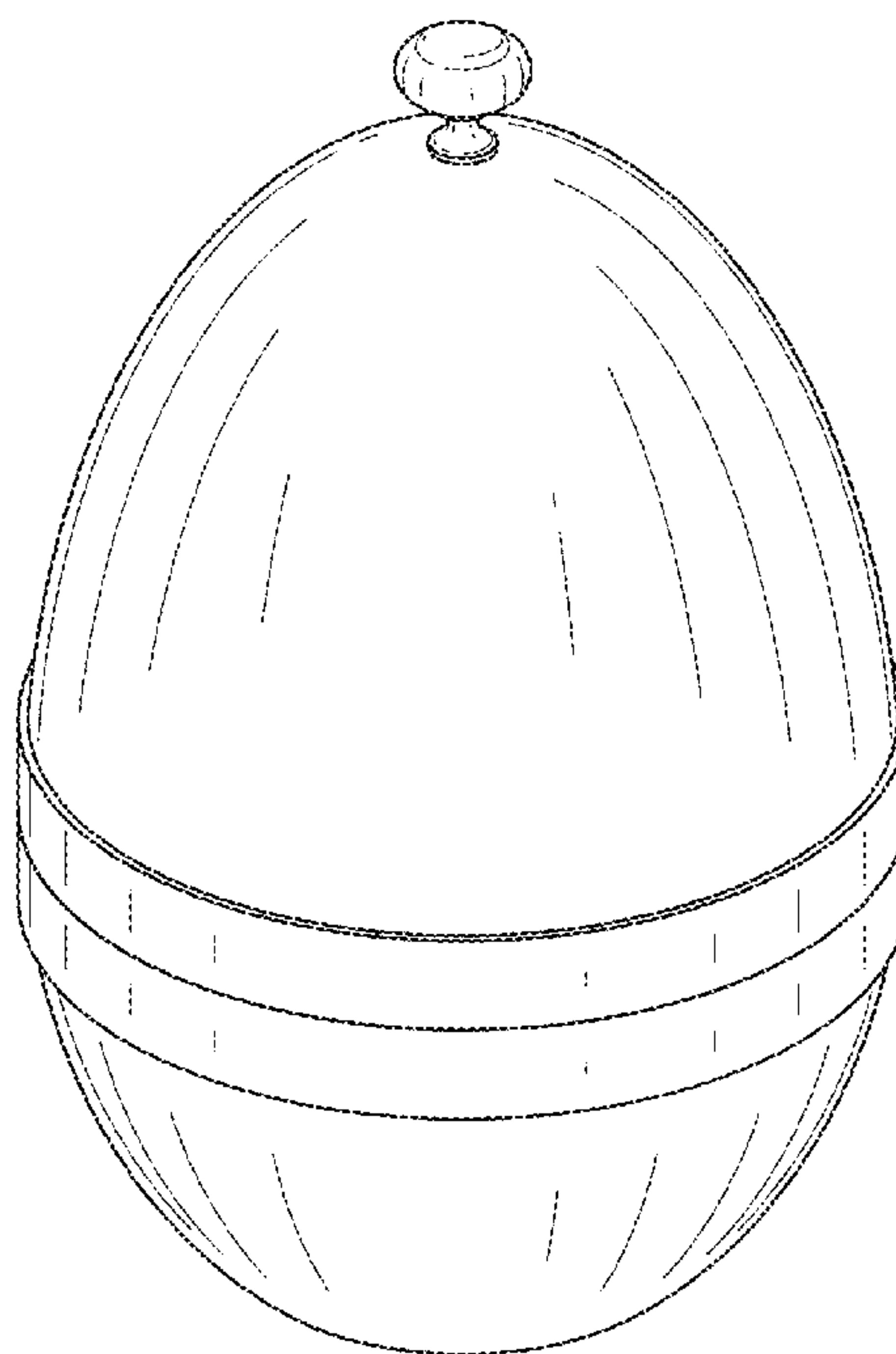
(57) **CLAIM**
The ornamental design for a ceramic cookware, as shown and described.

DESCRIPTION

FIG. 1 is a perspective front view of a ceramic cookware; FIG. 2 is a front elevation view of the ceramic cookware; the rear elevation view, the left side elevation view, and the right side elevation view all being a mirror image thereof; FIG. 3 is a top plan view of the ceramic cookware; and, FIG. 4 is a bottom plan view of the ceramic cookware.

1 Claim, 2 Drawing Sheets

- (56) **References Cited**
U.S. PATENT DOCUMENTS
D276,705 S * 12/1984 Oliveri D10/40
D370,704 S * 6/1996 Oberhoff D21/684
D411,322 S * 6/1999 Suzuki D20/10
D421,216 S * 2/2000 Abrams D9/643
D462,475 S * 9/2002 Wu D26/104



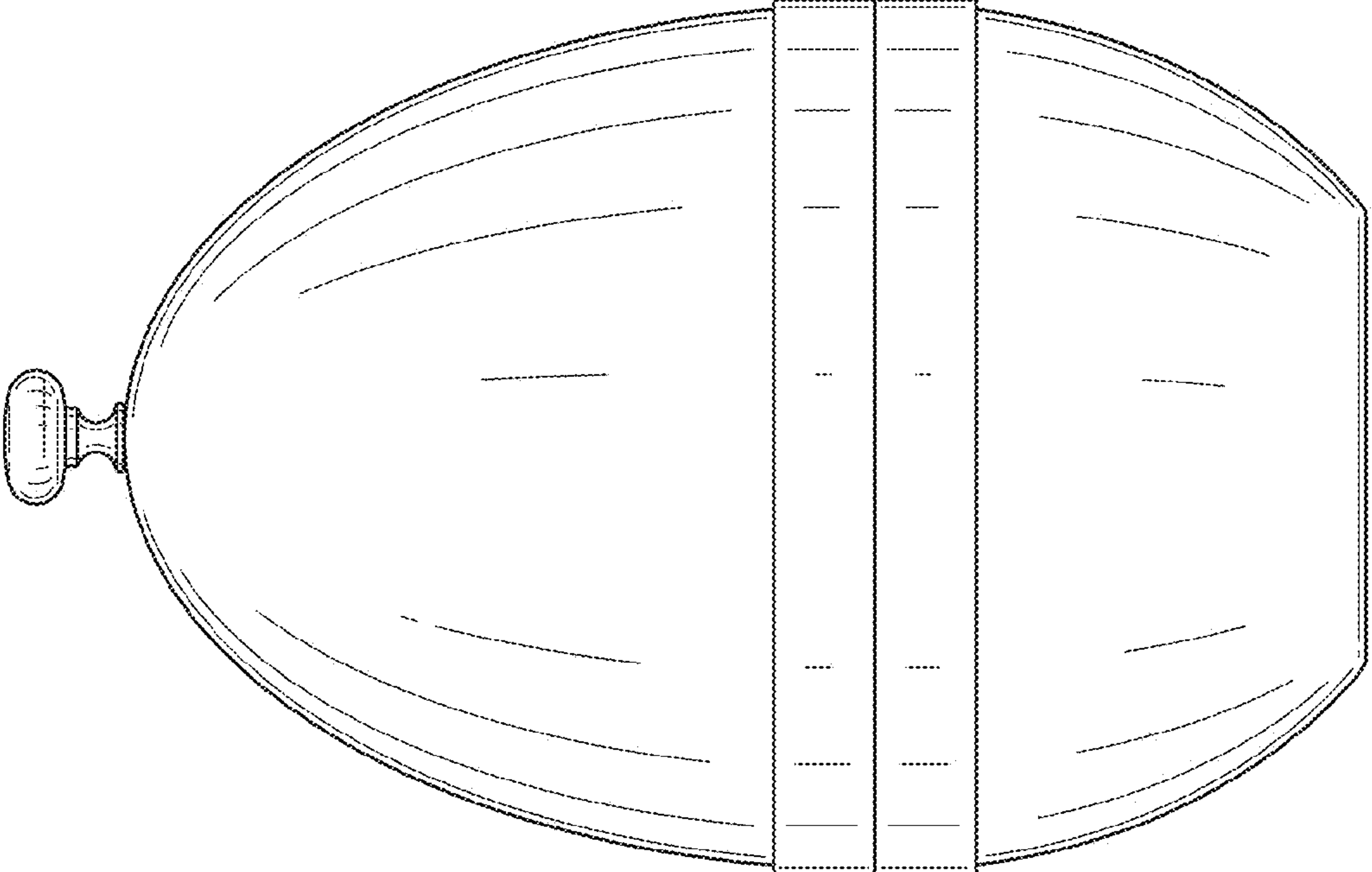


FIG. 2

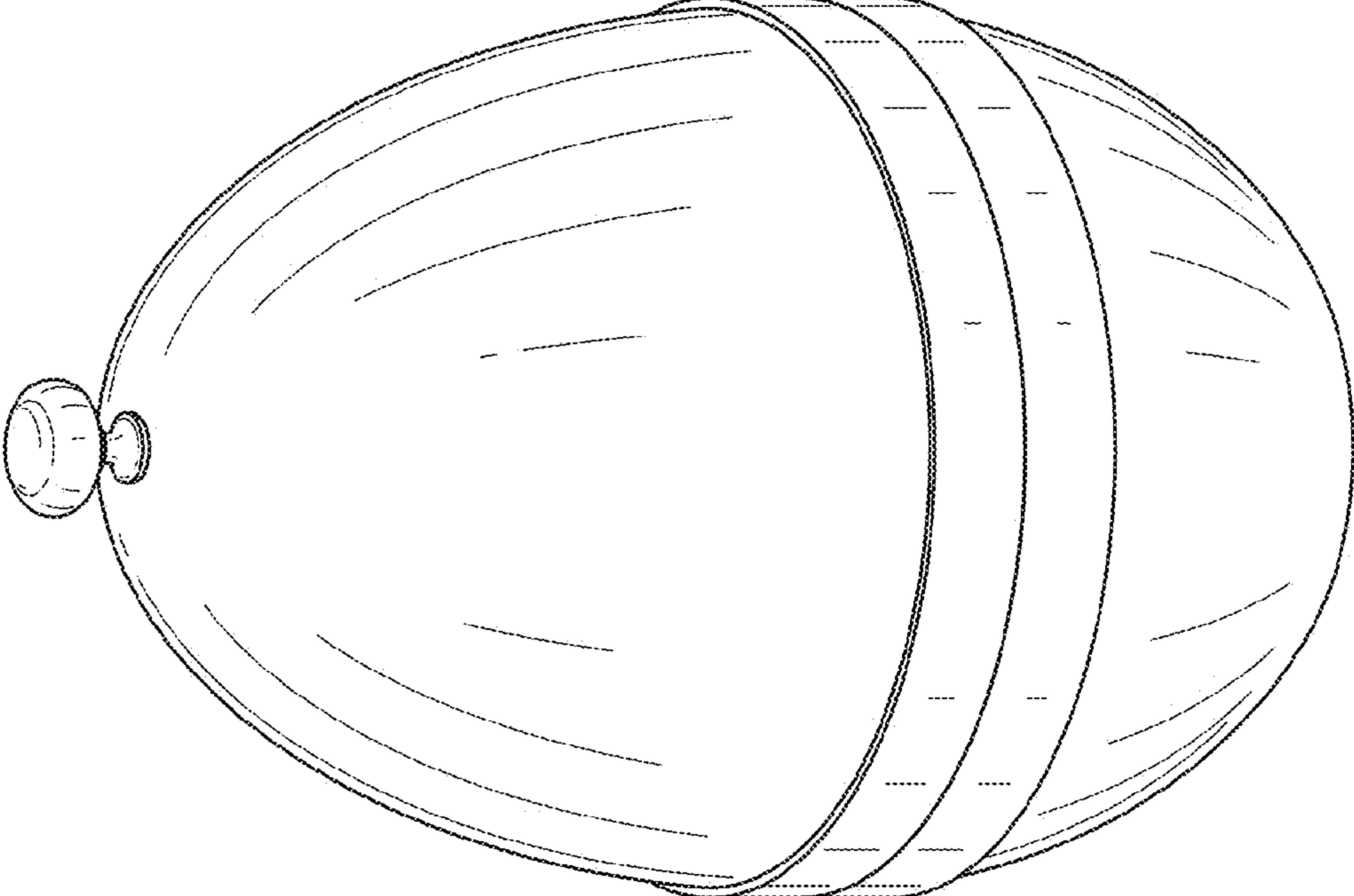


FIG. 1

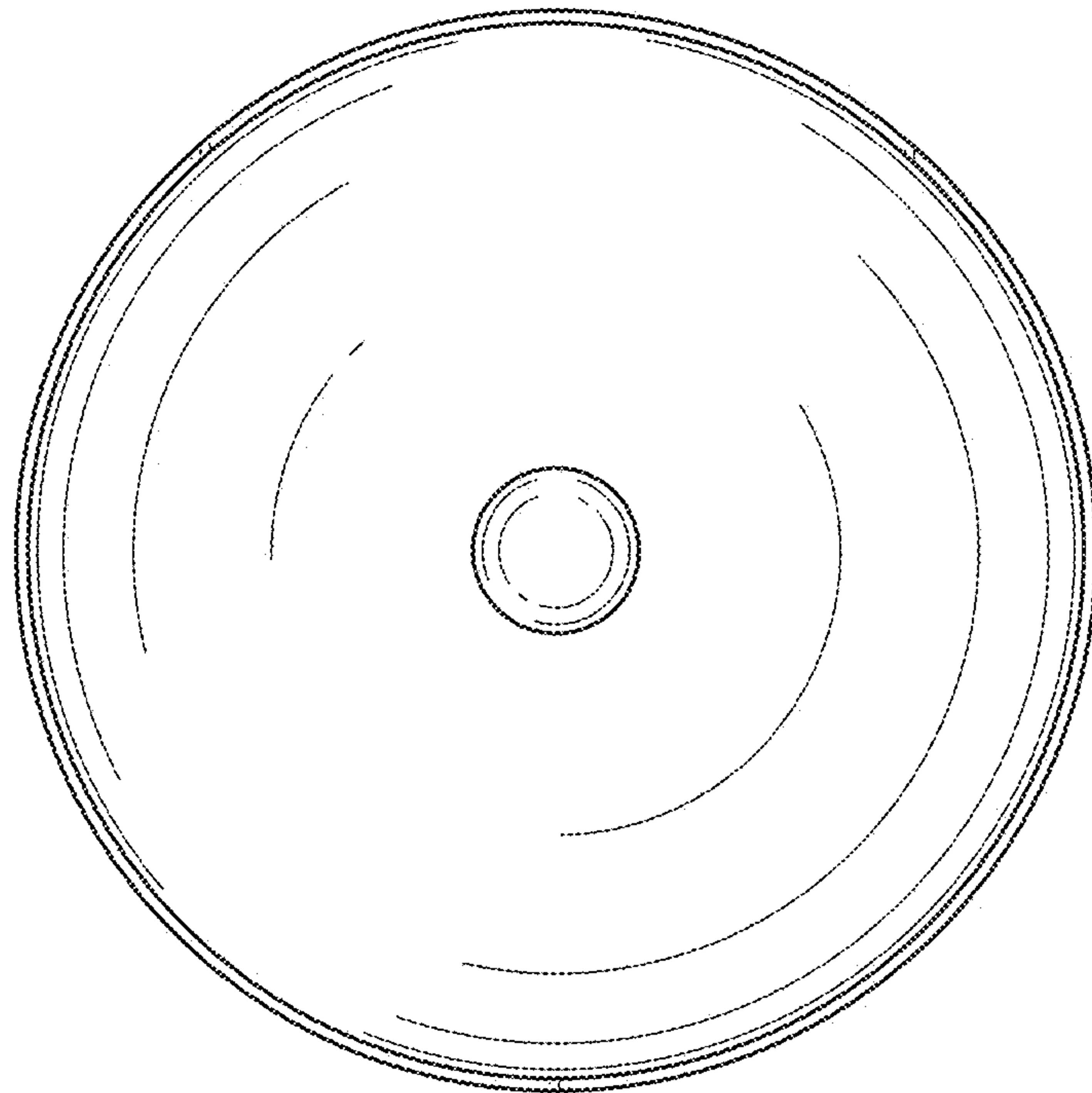


FIG. 3

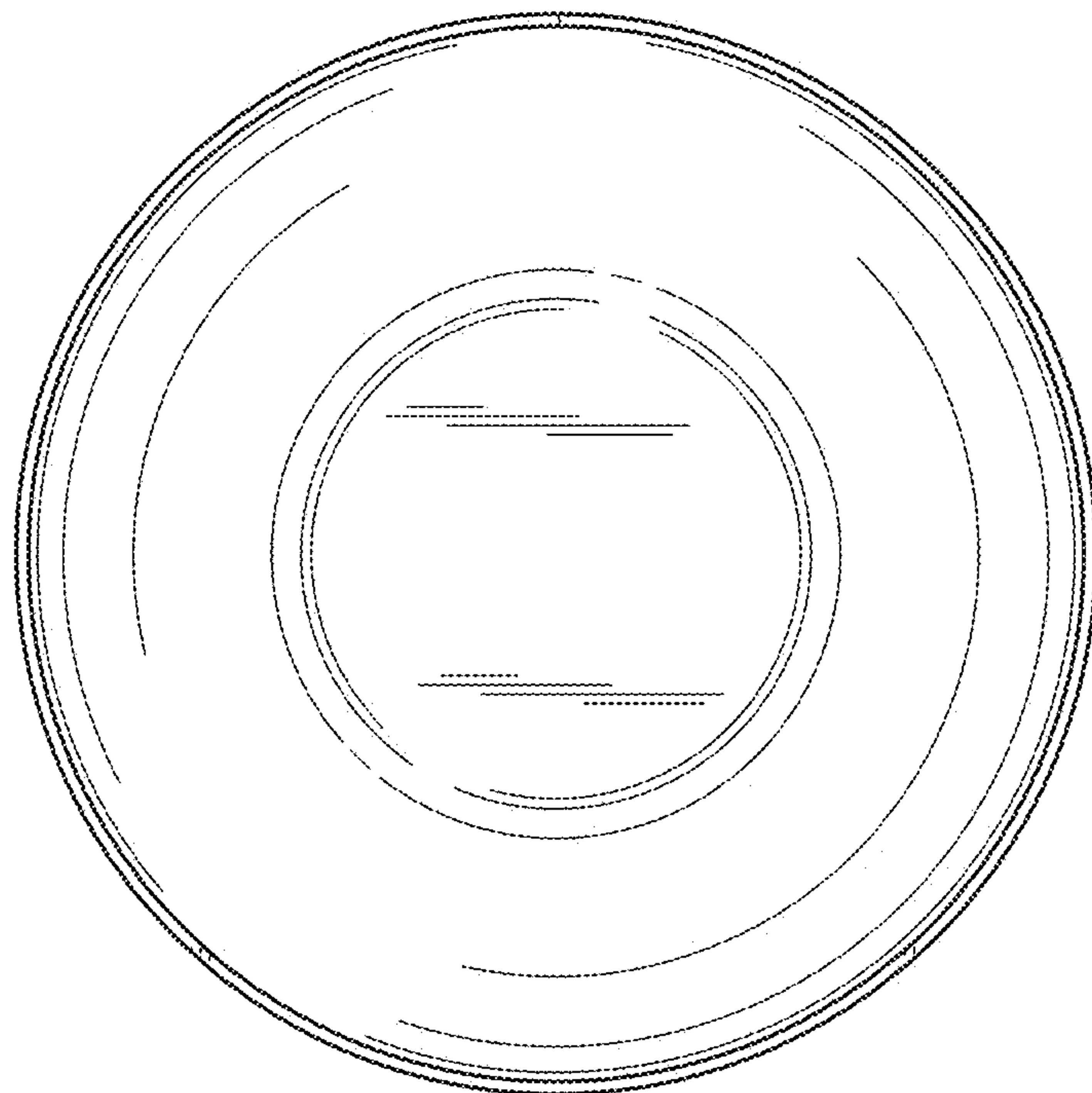


FIG. 4