



US00D747617S

(12) **United States Design Patent**
Xiong

(10) **Patent No.:** **US D747,617 S**
(45) **Date of Patent:** **** Jan. 19, 2016**

(54) **TV STAND**

(71) Applicant: **Wanli Xiong**, Beijing (CN)

(72) Inventor: **Wanli Xiong**, Beijing (CN)

(**) Term: **14 Years**

(21) Appl. No.: **29/477,475**

(22) Filed: **Dec. 23, 2013**

(51) **LOC (10) Cl.** **06-06**

(52) **U.S. Cl.**
USPC **D6/683.1**

(58) **Field of Classification Search**
USPC D6/396-397, 437, 449, 491, 509-511,
D6/515, 567, 672, 675-675.1, 683.1;
211/87.01, 13.1, 85.6, 85.1, 85.13,
211/85.4; 206/85.4, 5-6, 6.1
CPC A47B 2077/008; A47B 2097/006
See application file for complete search history.

(56) **References Cited**

U.S. PATENT DOCUMENTS

D186,672 S * 11/1959 Gilruth D6/475
D330,473 S * 10/1992 Lemire D6/466

D633,731 S * 3/2011 Pohl D6/468
D637,035 S * 5/2011 Zorovich et al. D7/388
D658,452 S * 5/2012 Elattrache D7/637
D672,783 S * 12/2012 Robinson D14/447
D695,047 S * 12/2013 Awalt D6/683.1
D712,475 S * 9/2014 Scott et al. D19/90

* cited by examiner

Primary Examiner — Kelley Donnelly

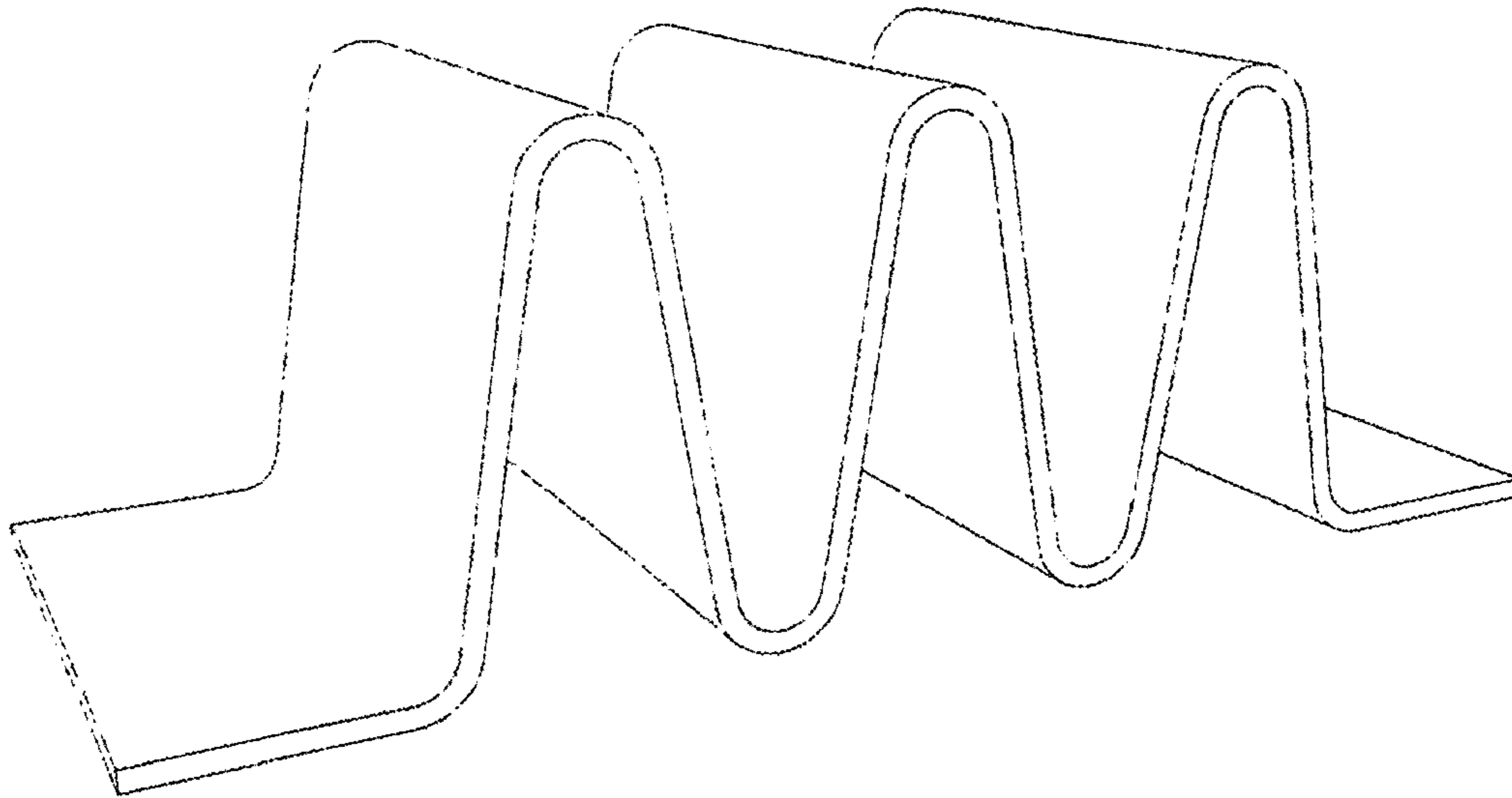
(57) **CLAIM**

The ornamental design for a TV stand, as shown and described.

DESCRIPTION

FIG. 1 is a perspective view of the TV stand of the present design;
FIG. 2 is a front view thereof;
FIG. 3 is a rear view thereof;
FIG. 4 is a left elevation view thereof;
FIG. 5 is a right elevation view thereof;
FIG. 6 is a top plan view thereof; and,
FIG. 7 is a bottom plan view thereof.

1 Claim, 4 Drawing Sheets



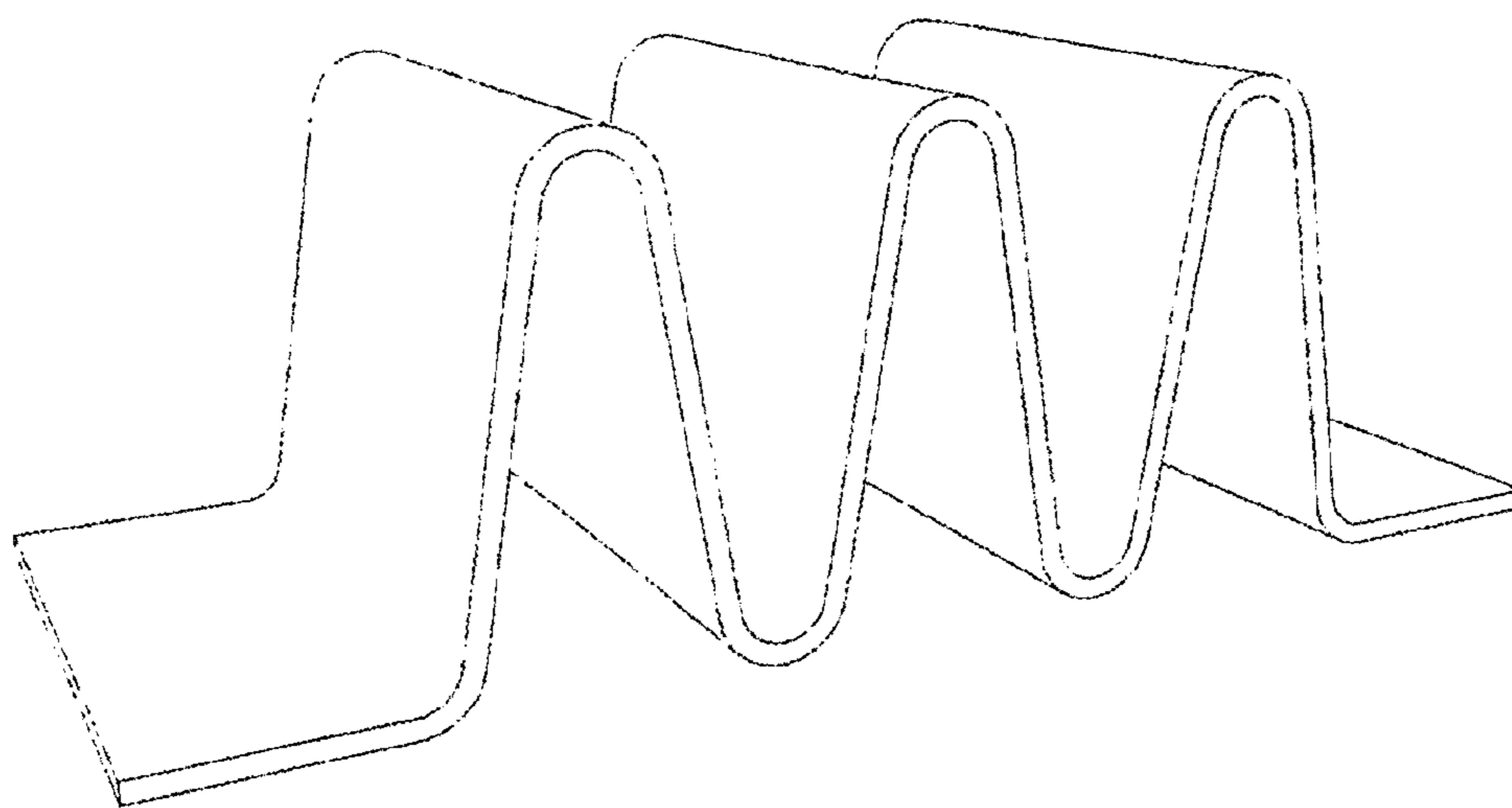


FIG 1

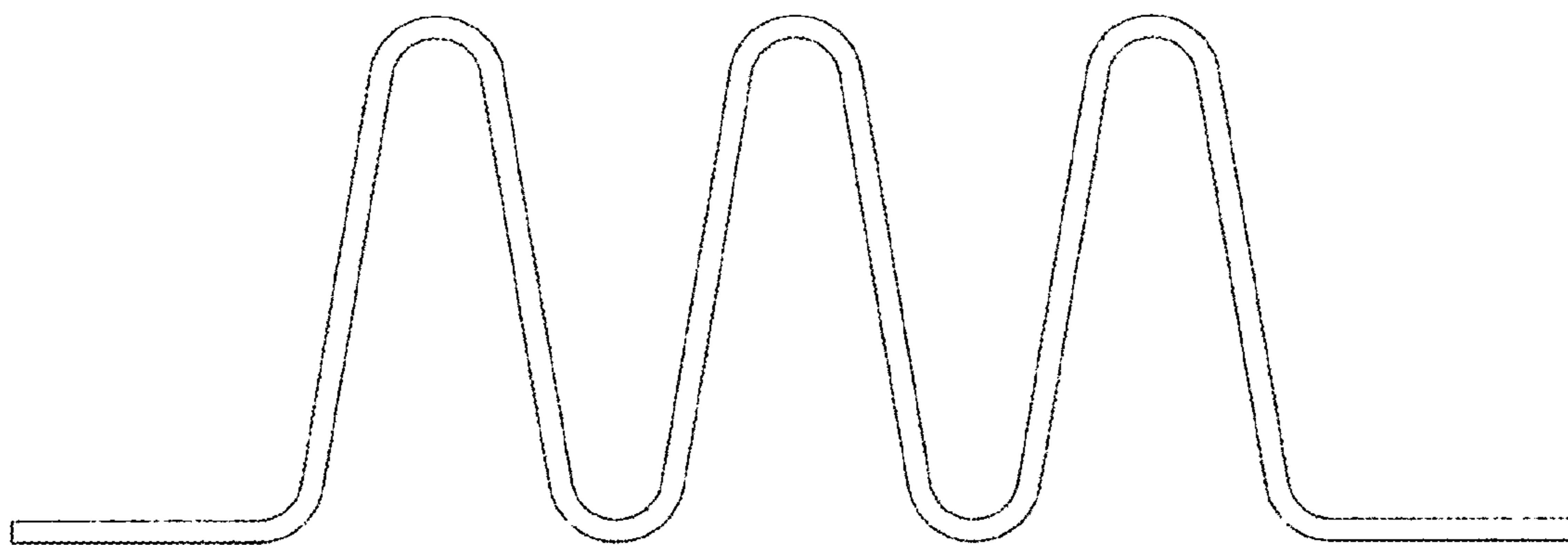


FIG 2

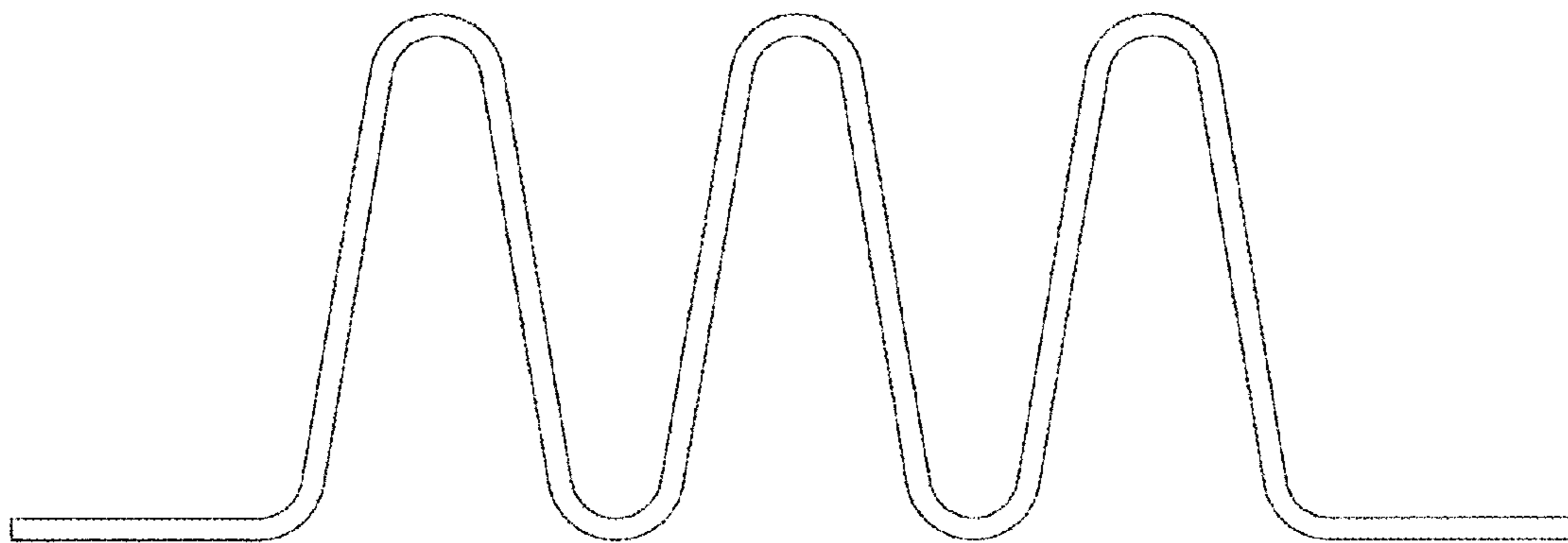


FIG 3




FIG 4




FIG 5




FIG 6



FIG 7