



US00D747614S

(12) **United States Design Patent**  
**Meenan**

(10) **Patent No.:** **US D747,614 S**  
(45) **Date of Patent:** **\*\* Jan. 19, 2016**

- (54) **PILLOWCASE**
- (71) Applicant: **Darren Meenan**, Douglaston, NY (US)
- (72) Inventor: **Darren Meenan**, Douglaston, NY (US)
- (\*\*) Term: **14 Years**
- (21) Appl. No.: **29/524,480**
- (22) Filed: **Apr. 21, 2015**
- (51) **LOC (10) Cl.** ..... **06-09**
- (52) **U.S. Cl.**  
USPC ..... **D6/601**
- (58) **Field of Classification Search**  
USPC ..... D6/595-601, 604-606; D24/183;  
D30/118, 119  
CPC ..... A47C 1/146; A47C 20/00; A47C 20/021;  
A47C 20/025; A47D 1/205; A47G 9/00;  
A47G 9/0238; A47G 9/00062; A47G 9/007;  
A47G 9/08; A47G 9/086; A47G 9/0253  
See application file for complete search history.

- 9,003,565 B1 \* 4/2015 Leach ..... A41D 1/205  
2/104
- 9,009,889 B1 \* 4/2015 Cohen ..... A47G 9/0253  
5/482
- D728,271 S \* 5/2015 Cohen ..... D6/601
- D731,815 S \* 6/2015 Paschia ..... D6/601
- 9,101,169 B1 \* 8/2015 Leach ..... A41D 1/205
- D737,598 S \* 9/2015 Garcia ..... D6/601
- 2009/0313760 A1 12/2009 Blake et al.
- 2014/0215719 A1 8/2014 Gibbons et al.
- 2015/0173535 A1 \* 6/2015 Reese ..... A47G 9/1072  
5/490

\* cited by examiner

*Primary Examiner* — Mary Ann Calabrese  
(74) *Attorney, Agent, or Firm* — Gabriel & Palaez, PLLC;  
Michael G. Gabriel

(57) **CLAIM**  
The ornamental design for a pillowcase, as shown.

**DESCRIPTION**


FIG. 1 is a perspective view of the pillowcase of the present invention;  
FIG. 2 is a front view thereof;  
FIG. 3 is a rear view thereof;  
FIG. 4 is a left side view thereof;  
FIG. 5 is a right side view thereof;  
FIG. 6 is a top view thereof;  
FIG. 7 is a bottom view thereof;  
FIG. 8 is an alternate perspective view of the invention with an unclaimed pillow inserted;  
FIG. 9 is an alternate front view thereof;  
FIG. 10 is an alternate rear view thereof;  
FIG. 11 is an alternate left side view thereof;  
FIG. 12 is an alternate right side view thereof;  
FIG. 13 is an alternate top view thereof;  
FIG. 14 is an alternate bottom view thereof; and,  
FIG. 15 is a partial front elevation view thereof.  
In the drawings, the broken lines illustrate environment and form no part of the claimed design.

**1 Claim, 11 Drawing Sheets**

(56) **References Cited**

U.S. PATENT DOCUMENTS

- 1,617,822 A \* 2/1927 O'Leary ..... A47G 9/007  
128/202.18
- 4,345,345 A \* 8/1982 Holtz ..... A47C 7/383  
5/640
- 4,506,396 A 3/1985 Ritchie, Jr. et al.
- 5,182,828 A 2/1993 Alivizatos
- 5,754,998 A 5/1998 Selton
- 5,815,863 A 10/1998 Dolisi
- 5,978,990 A 11/1999 Akey
- D446,677 S 8/2001 Hall et al.
- 6,601,252 B1 \* 8/2003 Leach ..... A47C 1/146  
5/420
- 6,795,990 B1 9/2004 Hutchinson
- 6,886,201 B1 5/2005 Weiss-Lohrei
- 7,089,617 B1 \* 8/2006 Lauro ..... A47G 9/10  
5/490
- 7,293,310 B1 11/2007 Hansen
- 8,136,186 B1 3/2012 Leach



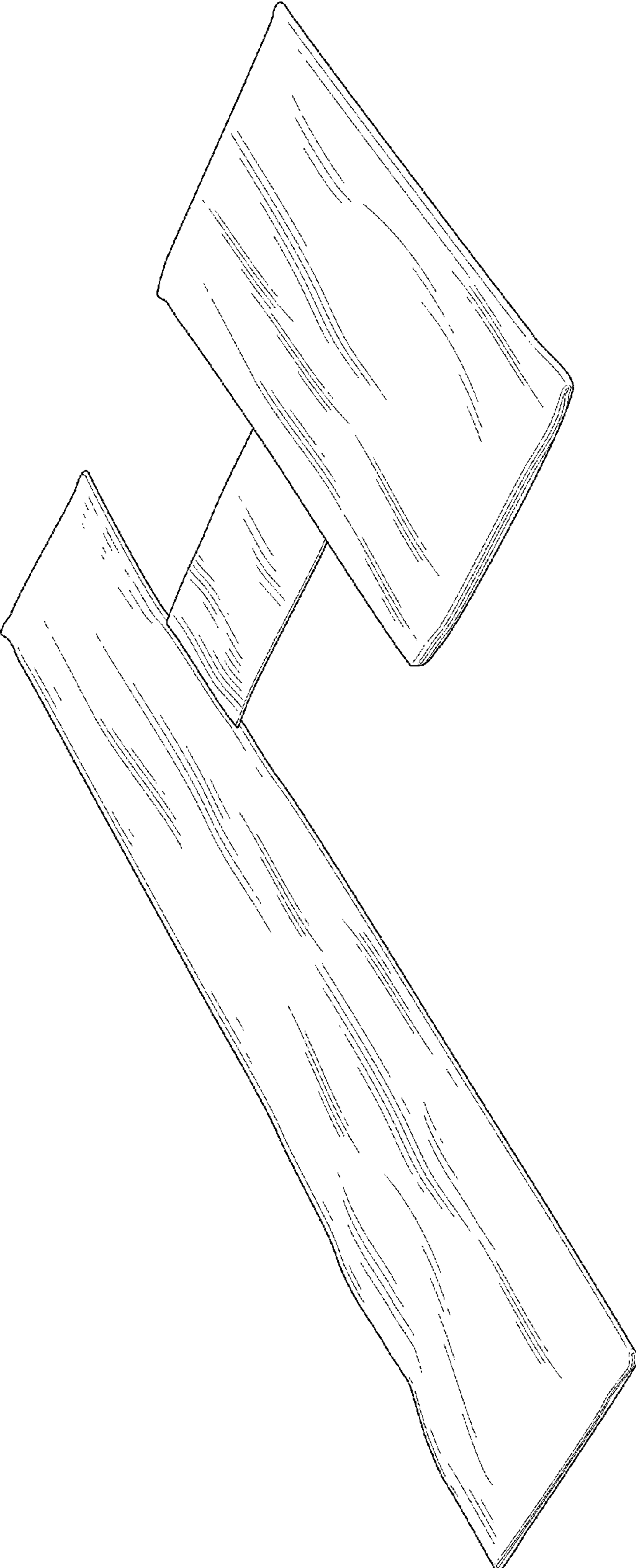


FIG. 1



**FIG. 2**



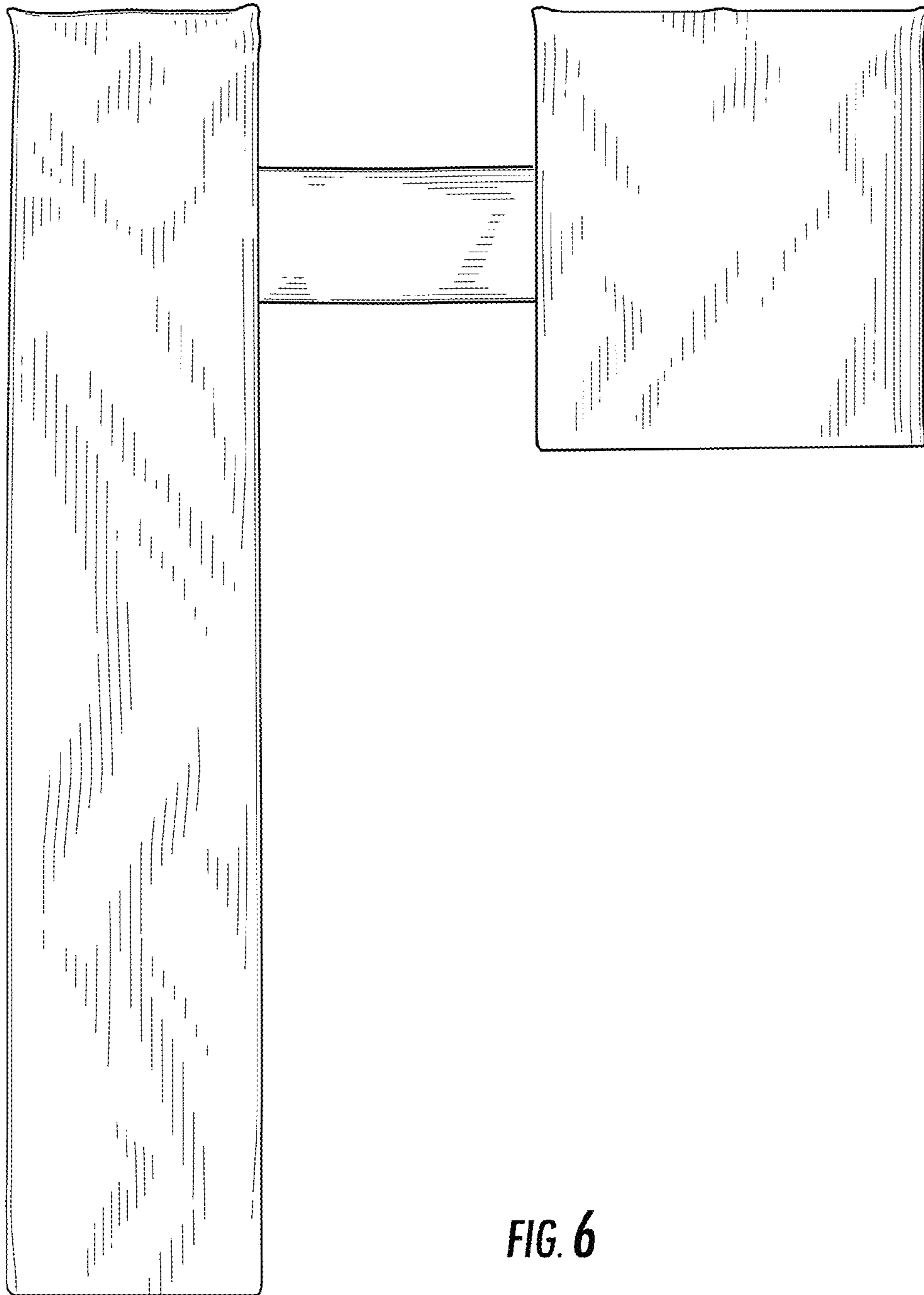
**FIG. 3**



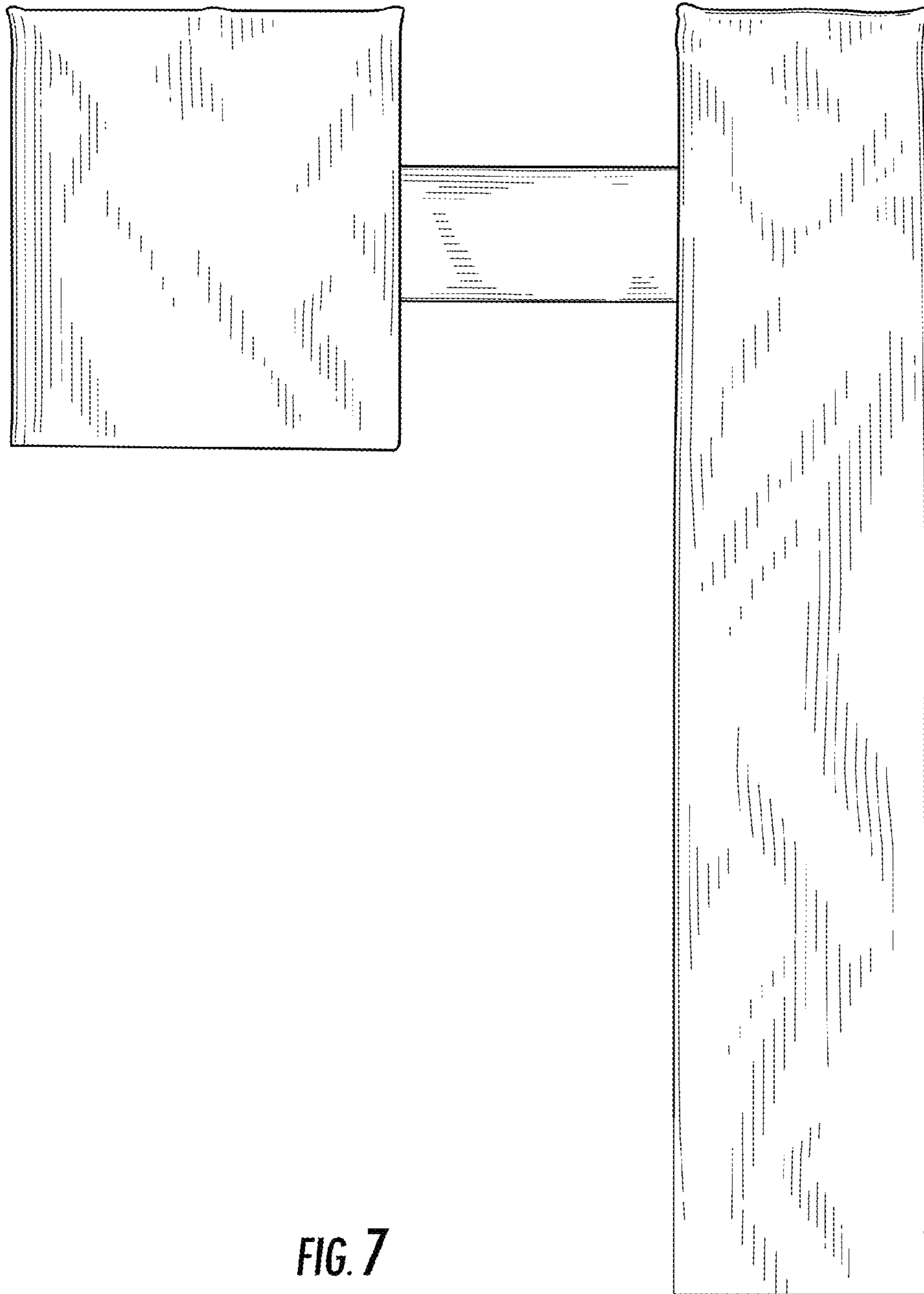
**FIG. 4**



**FIG. 5**



**FIG. 6**



**FIG. 7**



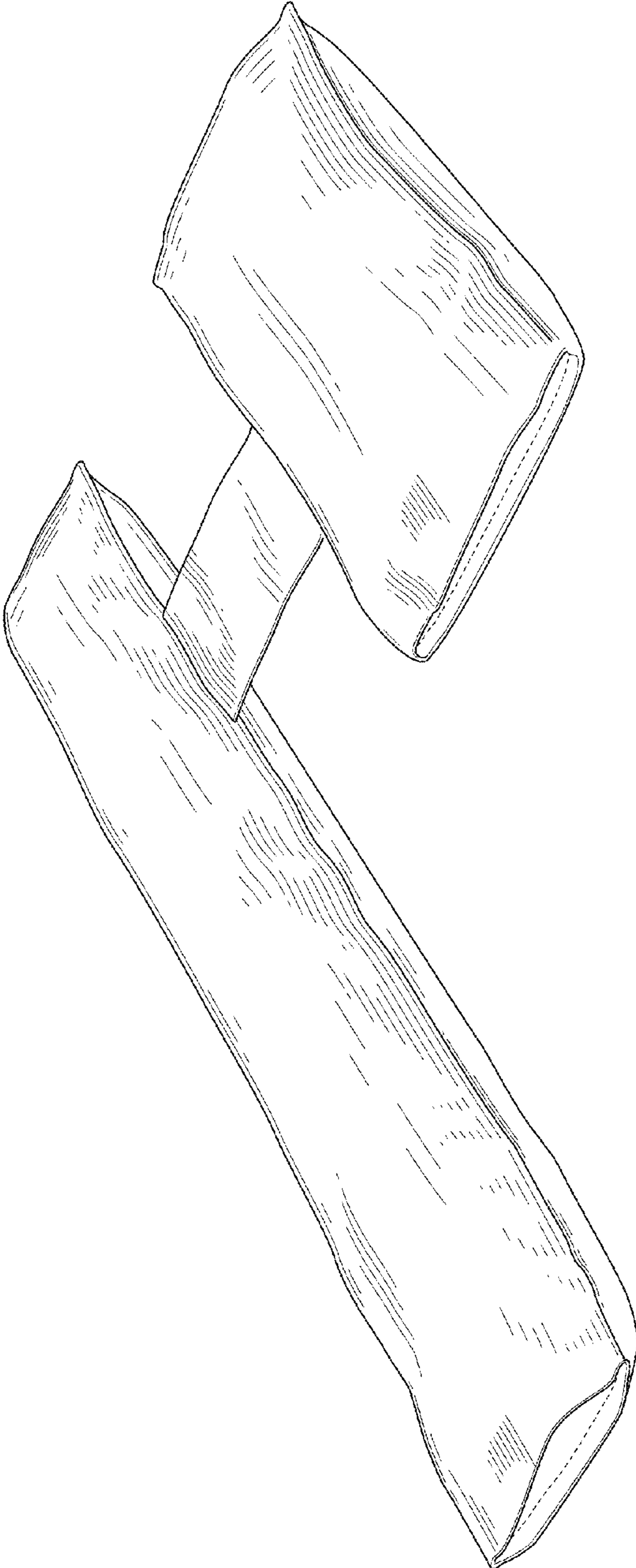


FIG. 8

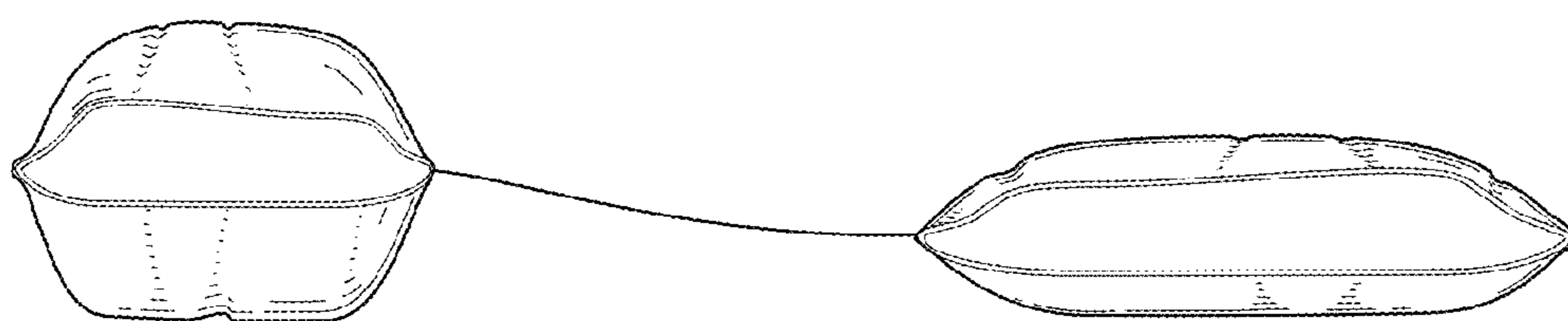


FIG. 9

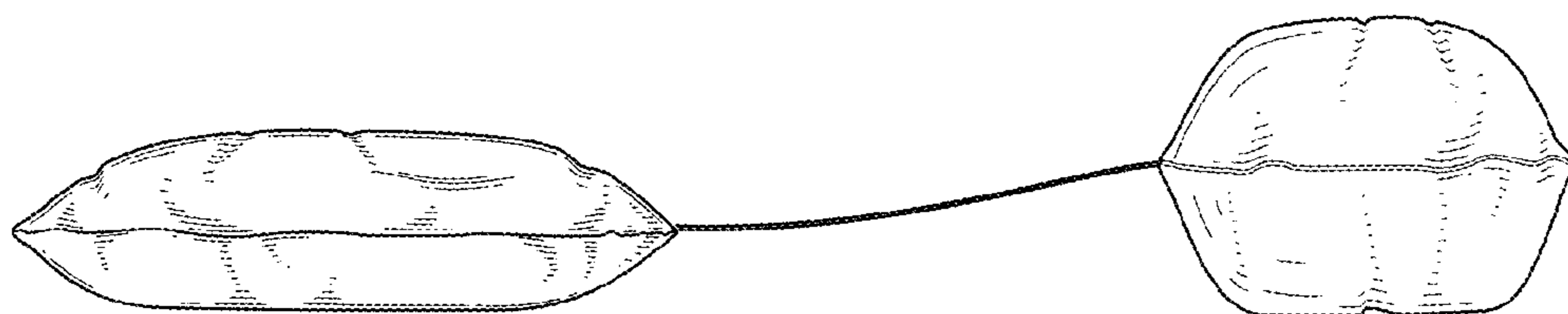
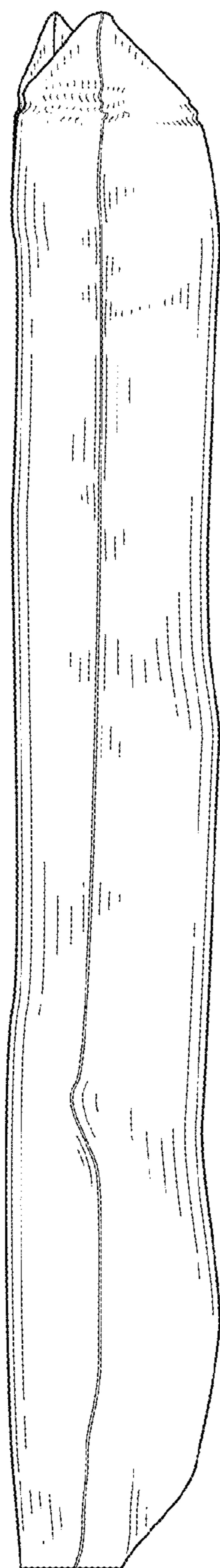
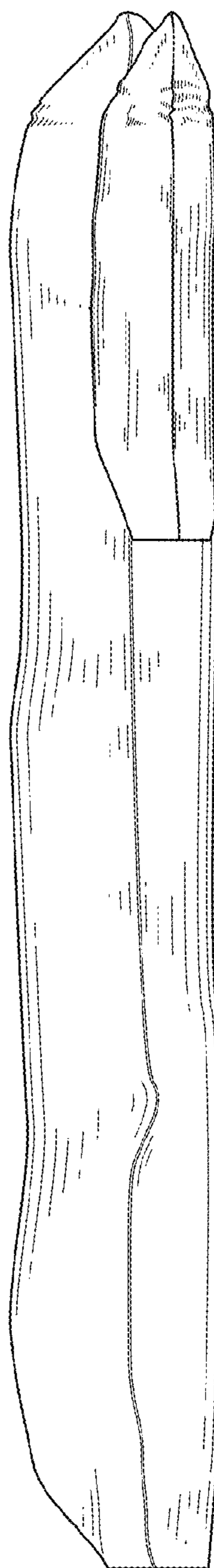


FIG. 10





**FIG. 11**



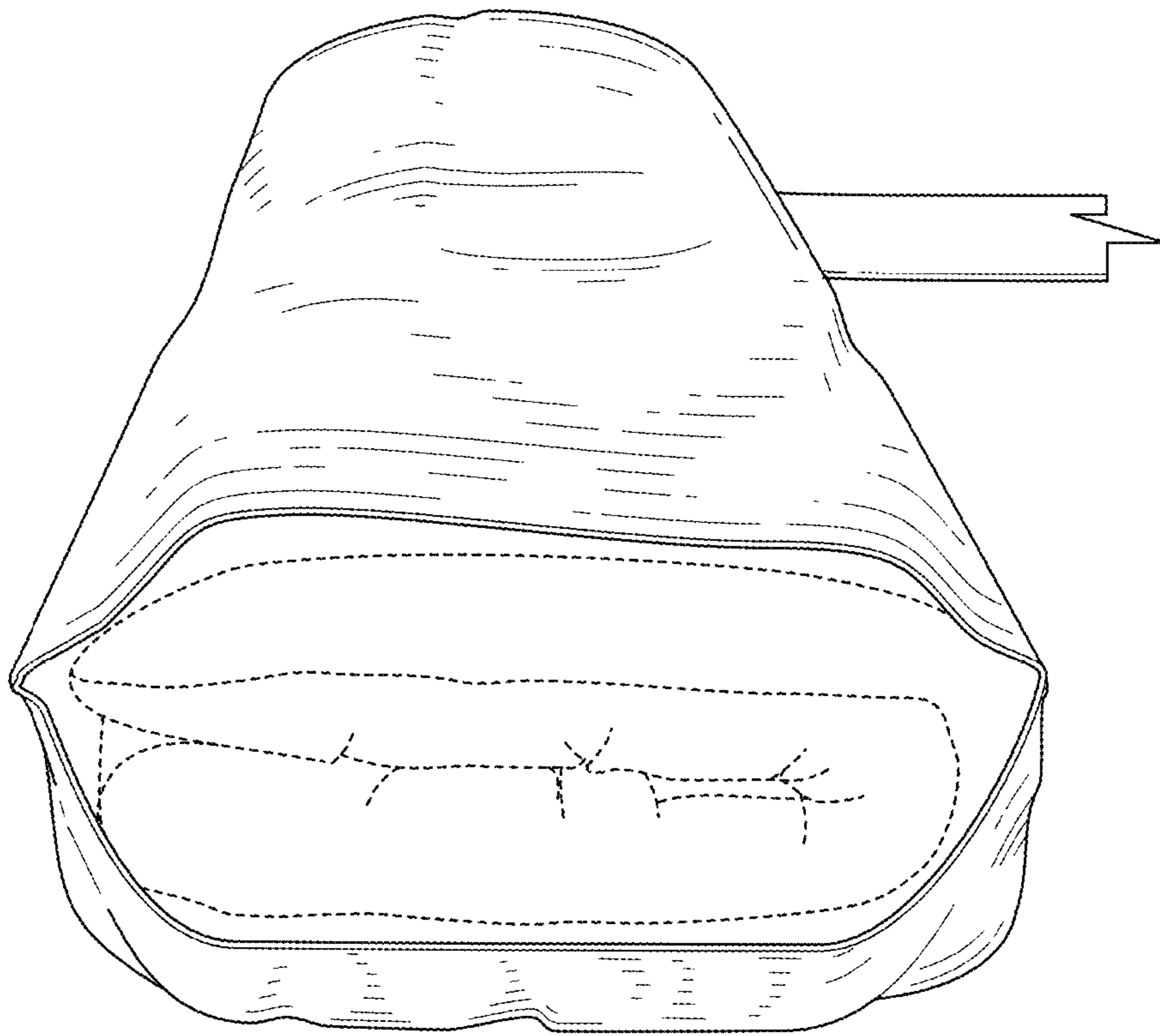
**FIG. 12**



**FIG. 13**



FIG. 14



**FIG. 15**