



US00D747604S

(12) **United States Design Patent**
Kurtz

(10) **Patent No.:** **US D747,604 S**
(45) **Date of Patent:** **** Jan. 19, 2016**

- (54) **CONVERTIBLE BAG**
- (71) Applicant: **Nicola Kurtz**, London (GB)
- (72) Inventor: **Nicola Kurtz**, London (GB)
- (**) Term: **14 Years**
- (21) Appl. No.: **29/498,938**
- (22) Filed: **Aug. 8, 2014**

(30) **Foreign Application Priority Data**

Jun. 26, 2014 (EM) 002491746

(51) **LOC (10) Cl.** **03-01**

(52) **U.S. Cl.**
USPC **D3/233; D9/706**

(58) **Field of Classification Search**

USPC D9/702-714, 414, 426, 428, 430-433;
 D3/232, 243-246, 229, 328, 231, 226,
 D3/233; 220/890; 229/87.01, 87.04;
 D7/604, 605, 601; 150/100-102, 130,
 150/900; 383/6, 12, 33, 22, 123, 104, 907,
 383/121.1, 120, 4; 190/900-903;
 224/42.11, 236, 429; 428/34.3

CPC A45C 13/18; A45C 13/08; A45C 3/06;
 A45C 3/001; A45C 3/00; A45C 3/04

See application file for complete search history.

(56) **References Cited**

U.S. PATENT DOCUMENTS

- D235,692 S * 7/1975 Rushing et al. D3/243
- D312,393 S * 11/1990 Bookoff et al. D9/704
- D350,689 S * 9/1994 Chao D9/704
- D431,357 S * 10/2000 du Sartel D3/246
- D445,567 S * 7/2001 Imbert D3/246
- D537,357 S * 2/2007 Holt D9/631
- D545,058 S * 6/2007 Kiely et al. D3/246

(Continued)

Primary Examiner — Caron D Veynar

Assistant Examiner — Abraham Bahta

(74) *Attorney, Agent, or Firm* — Howard & Howard Attorneys PLLC

(57) **CLAIM**

The ornamental design for a convertible bag, as shown and described herein.

DESCRIPTION

FIG. 1 is a bottom view of a first embodiment of the convertible bag in mat configuration;

FIG. 2 is a top view of the convertible bag of FIG. 1 in mat configuration;

FIG. 3 is a side view of the convertible bag of FIG. 1 in mat configuration;

FIG. 4 is a front elevational view of the convertible bag of FIG. 1 in an intermediate (folded and zipped) configuration;

FIG. 5 is a front elevational view of the convertible bag of FIG. 1 in a bag (drawstrings pulled) configuration;

FIG. 6 is a perspective view of the convertible bag of FIG. 1 in a bag configuration;

FIG. 7 is a bottom view of a second embodiment of the convertible bag in mat configuration;

FIG. 8 is a top view of the convertible bag of FIG. 7 in mat configuration;

FIG. 9 is a side view of the convertible bag of FIG. 7 in mat configuration;

FIG. 10 is a front elevational view of the convertible bag of FIG. 7 in an intermediate (folded and zipped) configuration;

FIG. 11 is a front elevational view of the convertible bag of FIG. 7 in a bag (drawstrings pulled) configuration;

FIG. 12 is a perspective view of the convertible bag of FIG. 7 in a bag configuration;

FIG. 13 is a bottom view of a third embodiment of the convertible bag in mat configuration;

FIG. 14 is a top view of the convertible bag of FIG. 13 in mat configuration;

FIG. 15 is a side view of the convertible bag of FIG. 13 in mat configuration;

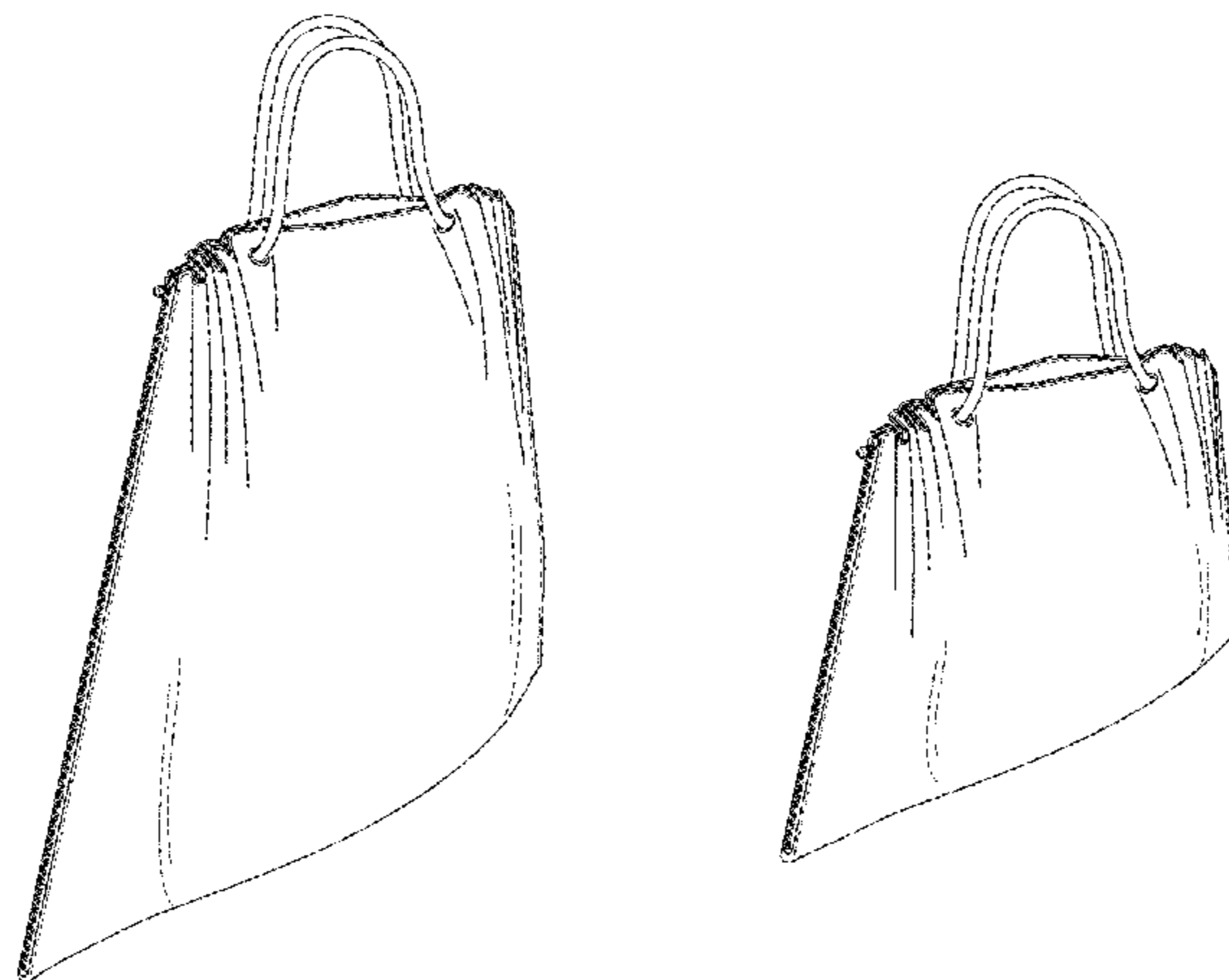
FIG. 16 is a front elevational view of the convertible bag of FIG. 13 in an intermediate (folded and zipped) configuration;

FIG. 17 is a front elevational view of the convertible bag of FIG. 13 in a bag (drawstrings pulled) configuration; and,

FIG. 18 is a perspective view of the convertible bag of FIG. 13 in a bag configuration.

The broken line showing of portions of the convertible bag is included for the purpose of illustrating environmental structure and forms no part of the claimed design.

1 Claim, 18 Drawing Sheets



US D747,604 S

Page 2

(56)

References Cited

U.S. PATENT DOCUMENTS

D581,806 S *	12/2008	Marshall	D9/631
D712,651 S *	9/2014	Proteau	D3/232
D724,317 S *	3/2015	Proteau	D3/232
D574,611 S *	8/2008	Davies et al.	D3/232

* cited by examiner




Figure 1




Figure 2



Figure 3




Figure 4

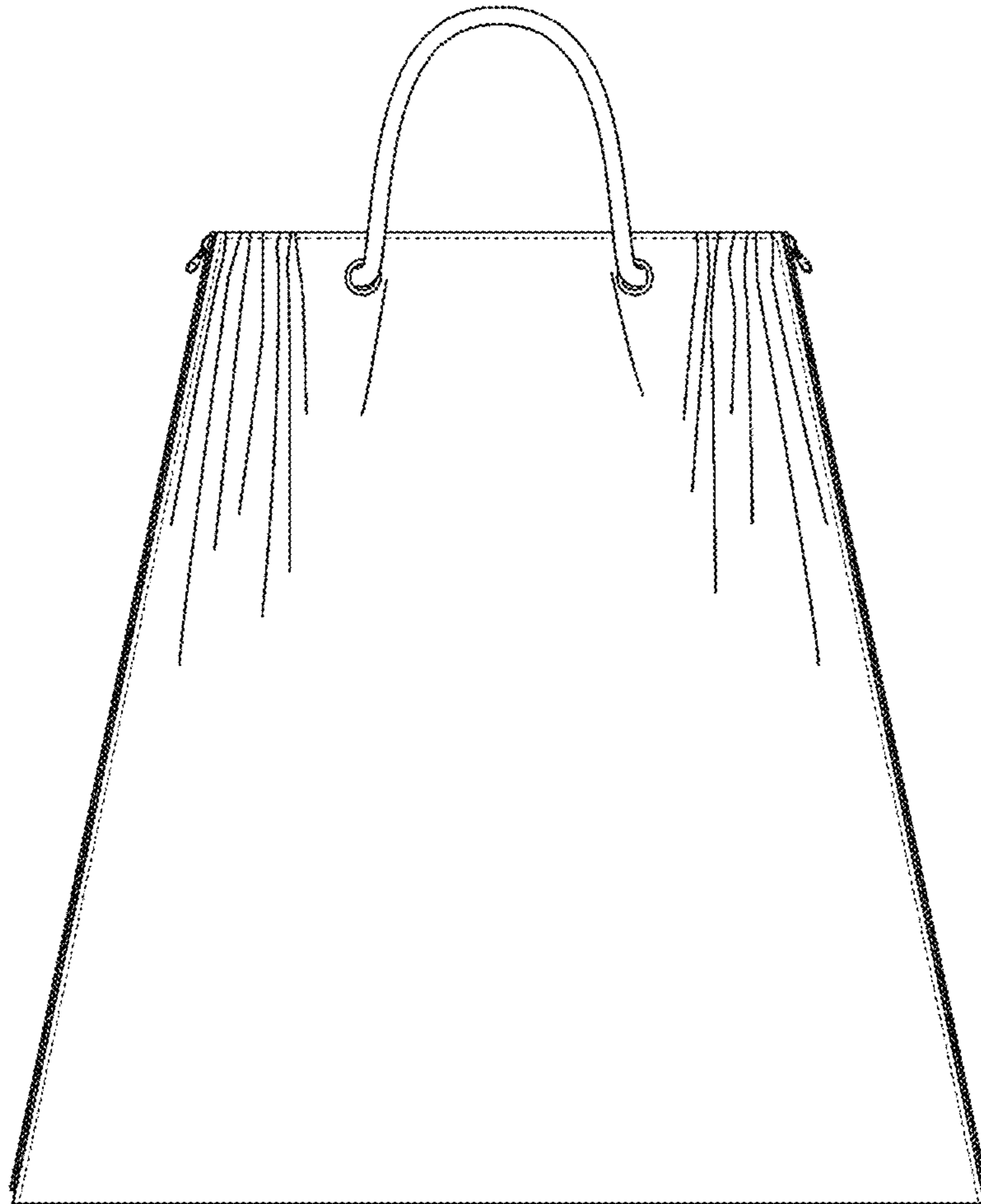


Figure 5

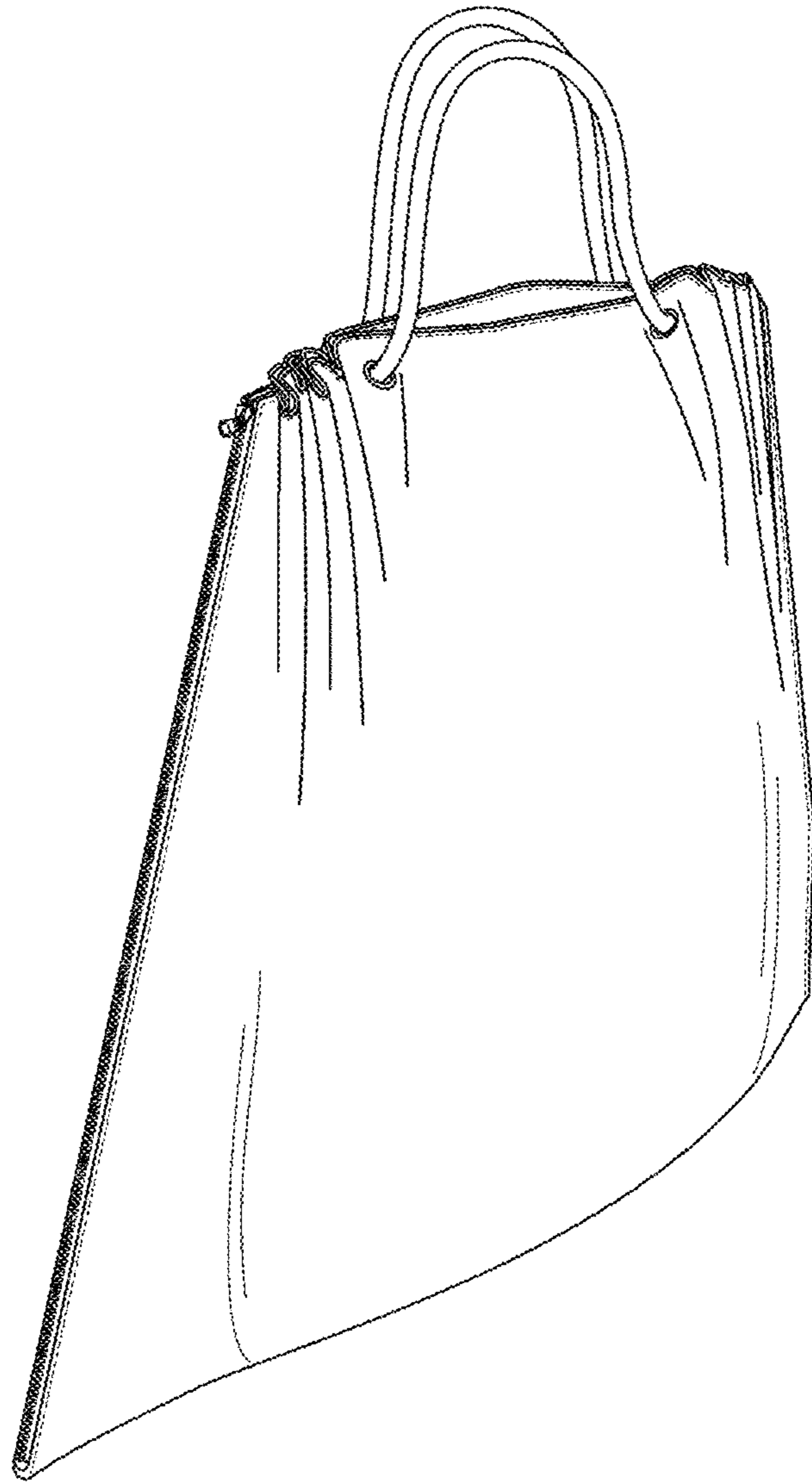


Figure 6




Figure 7



Figure 8



Figure 9




Figure 10

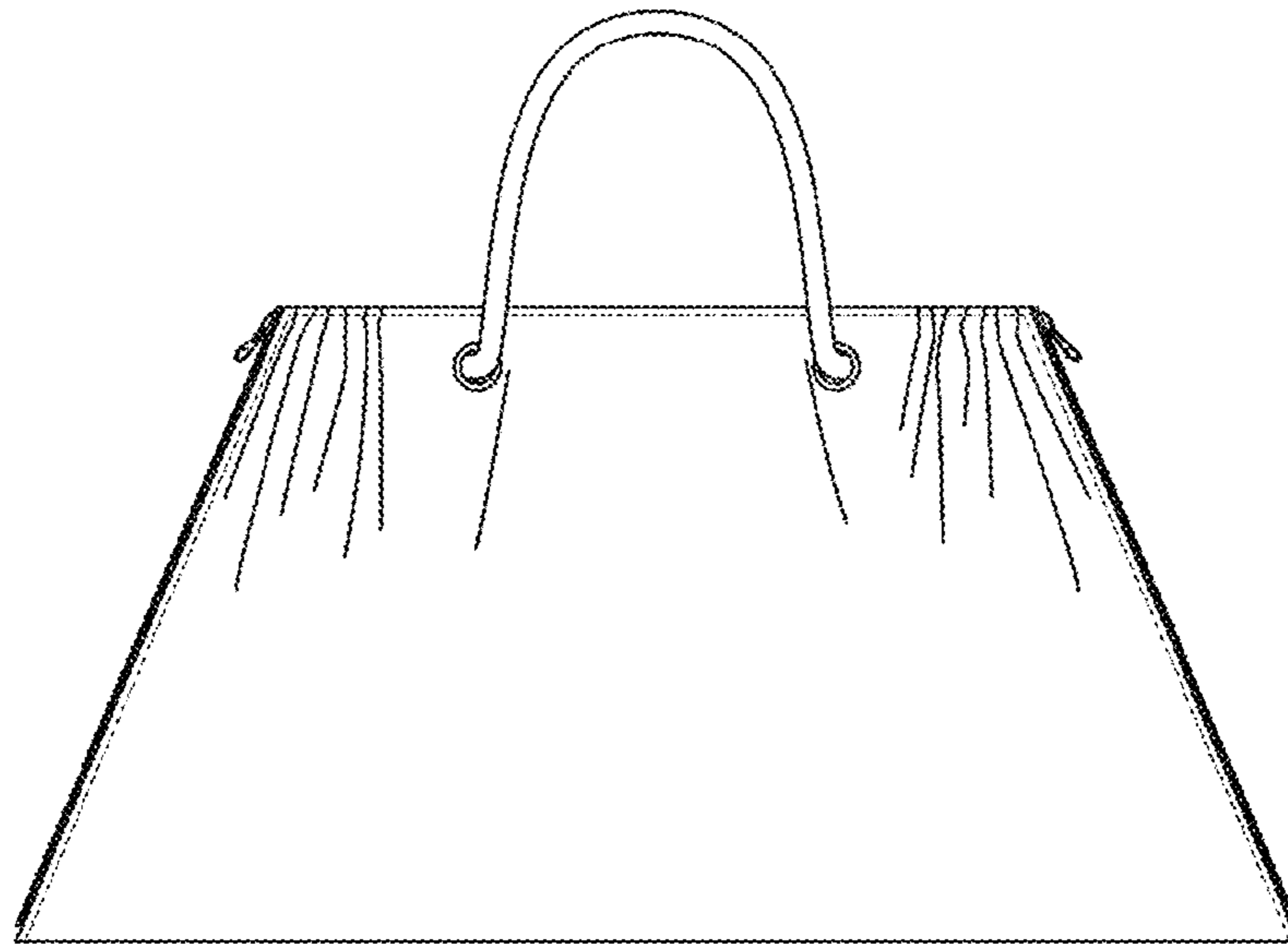


Figure 11



Figure 12




Figure 13




Figure 14



Figure 15




Figure 16

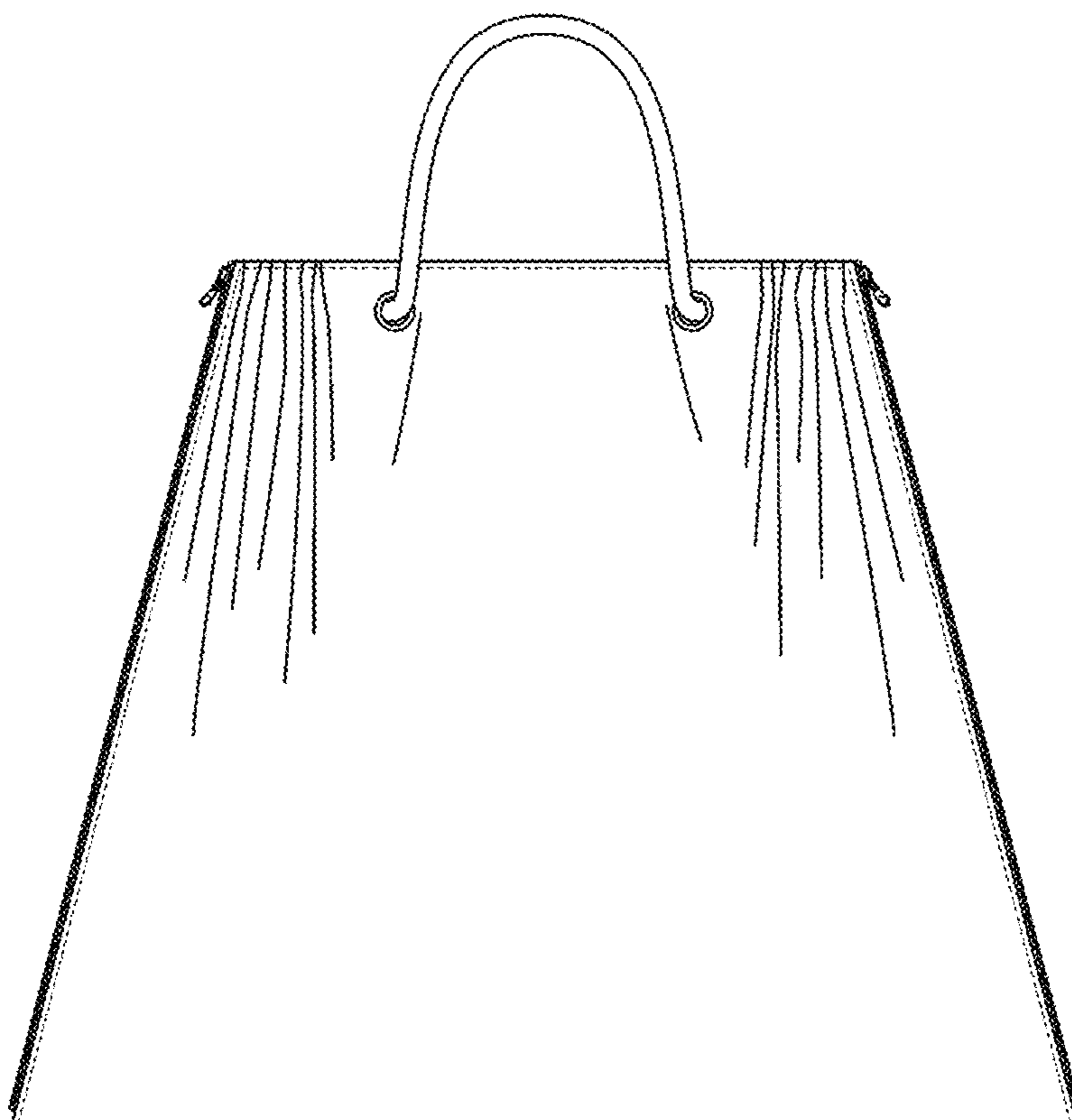


Figure 17

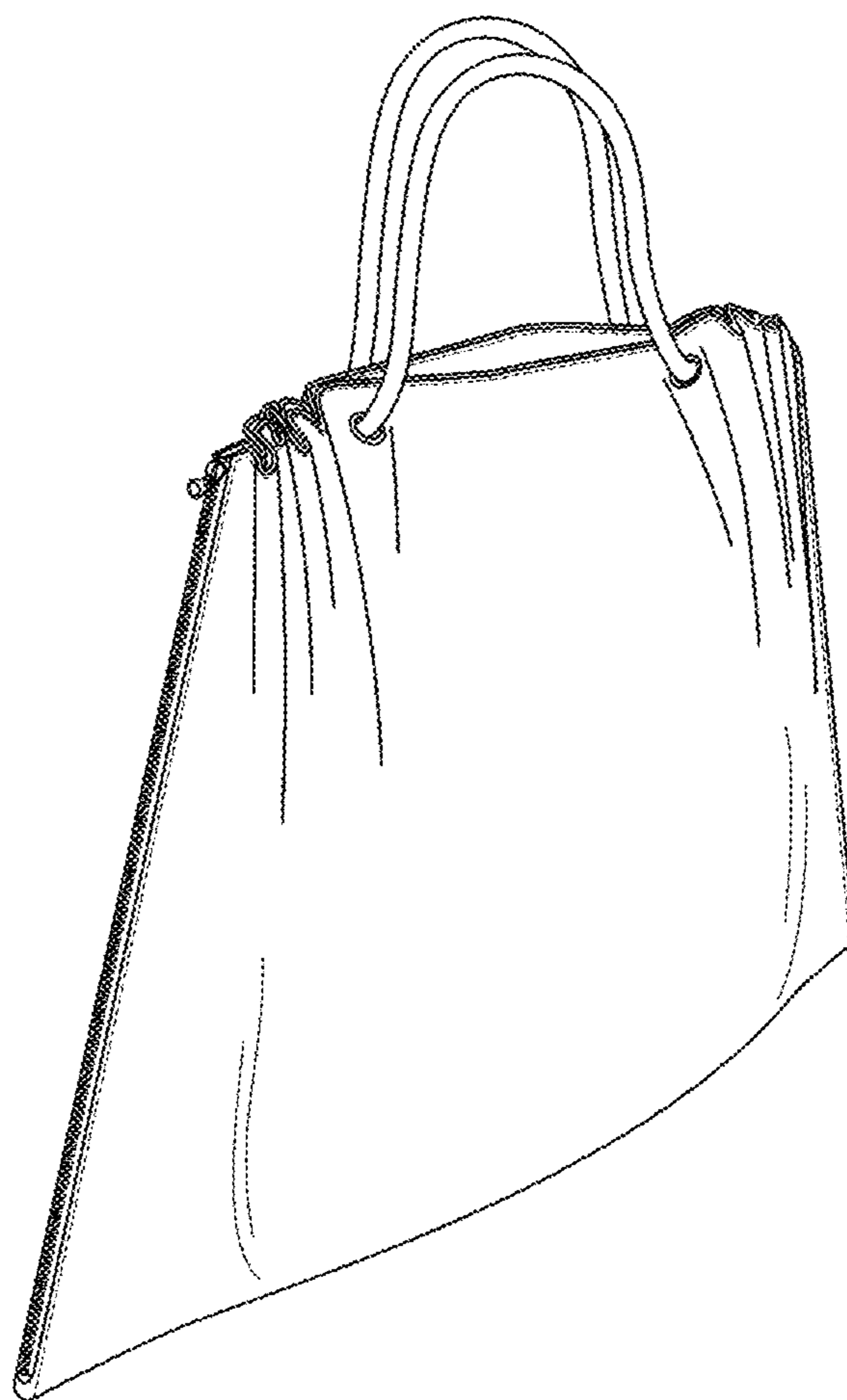


Figure 18