



US00D747597S

(12) **United States Design Patent**
Raisanen et al.

(10) **Patent No.:** **US D747,597 S**
(45) **Date of Patent:** **** Jan. 19, 2016**

(54) **NON-SLIP SHOE PROTECTOR**

(71) Applicant: **Devisys Oy**, Pirkkala (FI)

(72) Inventors: **Matti Raisanen**, Tampere (FI); **Jaakko Kivela**, Tampere (FI); **Kari Nikander**, Lempaa (FI)

(73) Assignee: **DEVISYS OY**, Pirkkala (FI)

(**) Term: **14 Years**

(21) Appl. No.: **29/482,127**

(22) Filed: **Feb. 14, 2014**

(30) **Foreign Application Priority Data**

Aug. 14, 2013 (EM) 2291476-0001

(51) **LOC (10) Cl.** **02-04**

(52) **U.S. Cl.**
USPC **D2/962**

(58) **Field of Classification Search**
USPC D2/896, 909, 910, 911, 914, 915, 946,
D2/962, 963; 36/83, 88, 89, 91, 92, 96,
36/124, 132, 136, 58.5, 58.6, 68, 69, 59 R,
36/61, 62, 64, 65, 66, 67 R, 67 B, 67 C,
36/67 D, 59 C, 70 R
CPC A43C 15/00; A43C 15/005; A43C 15/02;
A43C 15/04; A43C 15/06; A43C 15/061;
A43C 15/063; A43C 15/065; A43C 15/066;
A43C 15/068; A43C 15/08; A43C 15/09;
A43C 15/10; A43C 15/12; A43C 15/14;
A43C 13/00; A43C 13/02; A43C 13/06;
A43C 13/08; A43C 13/10; A43C 13/12
See application file for complete search history.

(56) **References Cited**

U.S. PATENT DOCUMENTS

1,386,028 A * 8/1921 Roe 36/7.6
1,437,376 A * 11/1922 Young 36/7.6

2,075,229 A * 3/1937 Rose 36/62
2,166,958 A * 7/1939 Lawson 36/62
2,170,691 A * 8/1939 Mutter 36/7.6
2,685,141 A * 8/1954 Davenport 36/7.6
3,214,850 A * 11/1965 McNair 36/62
3,229,389 A * 1/1966 Adams 36/7.6
D293,160 S * 12/1987 Le Droit D2/962
D299,285 S * 1/1989 Watson D2/962
D313,111 S * 12/1990 McKinstry D2/962
D342,150 S * 12/1993 Nava D2/962
D362,109 S * 9/1995 Jones D2/962
D368,359 S * 4/1996 O'Grady D2/962
D376,255 S * 12/1996 Ehmann D2/962
D388,243 S * 12/1997 Lupo D2/963
D559,515 S * 1/2008 Norton et al. D2/962
D559,516 S * 1/2008 Norton et al. D2/962
D628,372 S * 12/2010 Bell et al. D2/962
D670,491 S * 11/2012 Ko et al. D2/962

* cited by examiner

Primary Examiner — Elizabeth J Oswecki

(74) *Attorney, Agent, or Firm* — Jacobson Holman, PLLC.

(57) **CLAIM**

We claim the ornamental design for a non-slip shoe protector, as shown and described.

DESCRIPTION

FIG. 1 is a front perspective view of a non-slip shoe protector showing our new design;

FIG. 2 is a left side elevational view thereof;

FIG. 3 is a right side elevational view thereof;

FIG. 4 is a back elevational view thereof;

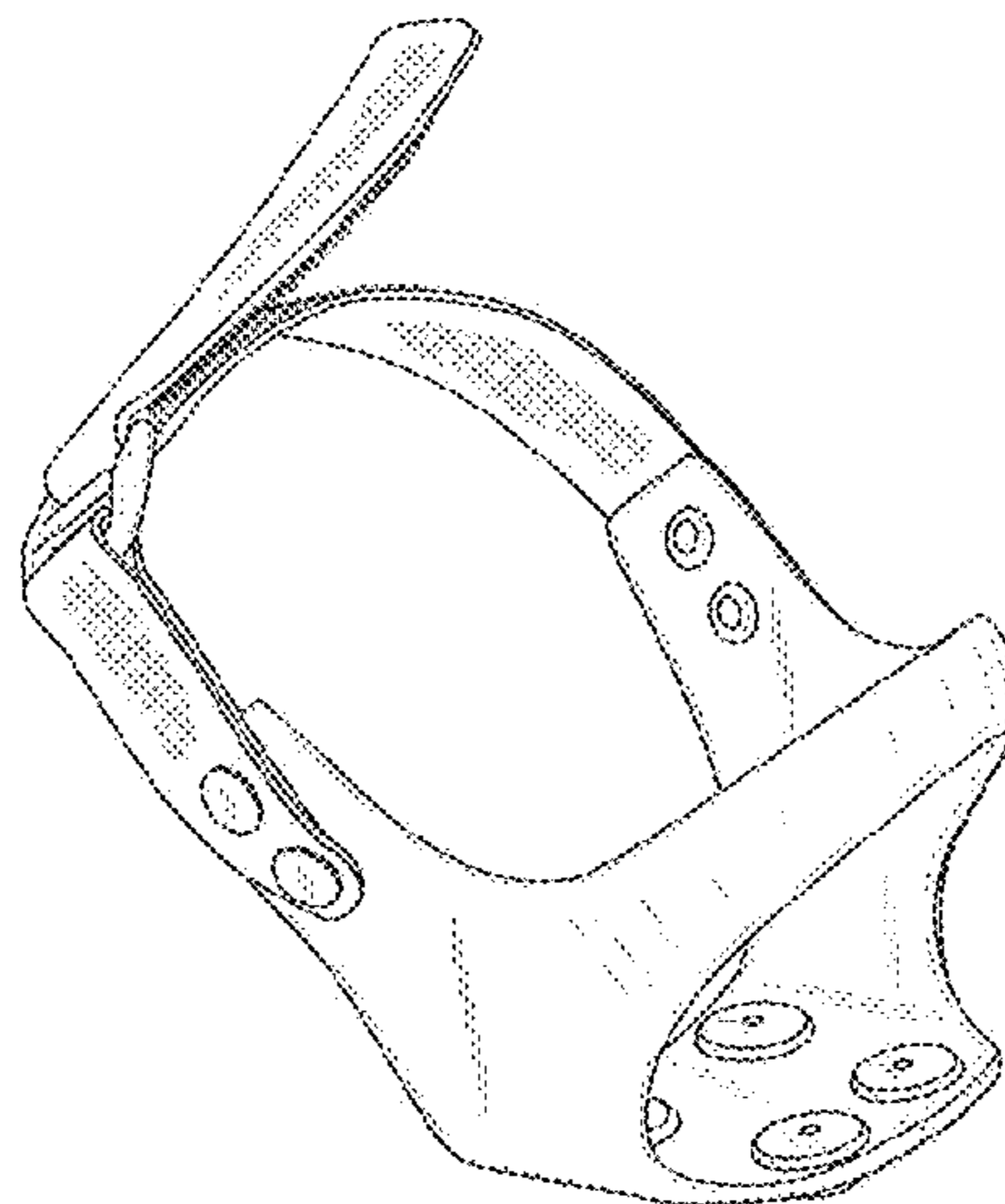
FIG. 5 is a front elevational view thereof;

FIG. 6 is a bottom plan view thereof; and,

FIG. 7 is a top plan view thereof.

The fuzzy material shown on the straps of the non-slip shoe protector forms a fastening closure. The fuzzy material shown on the bottom of the non-slip shoe protector forms a non-slip surface.

1 Claim, 7 Drawing Sheets



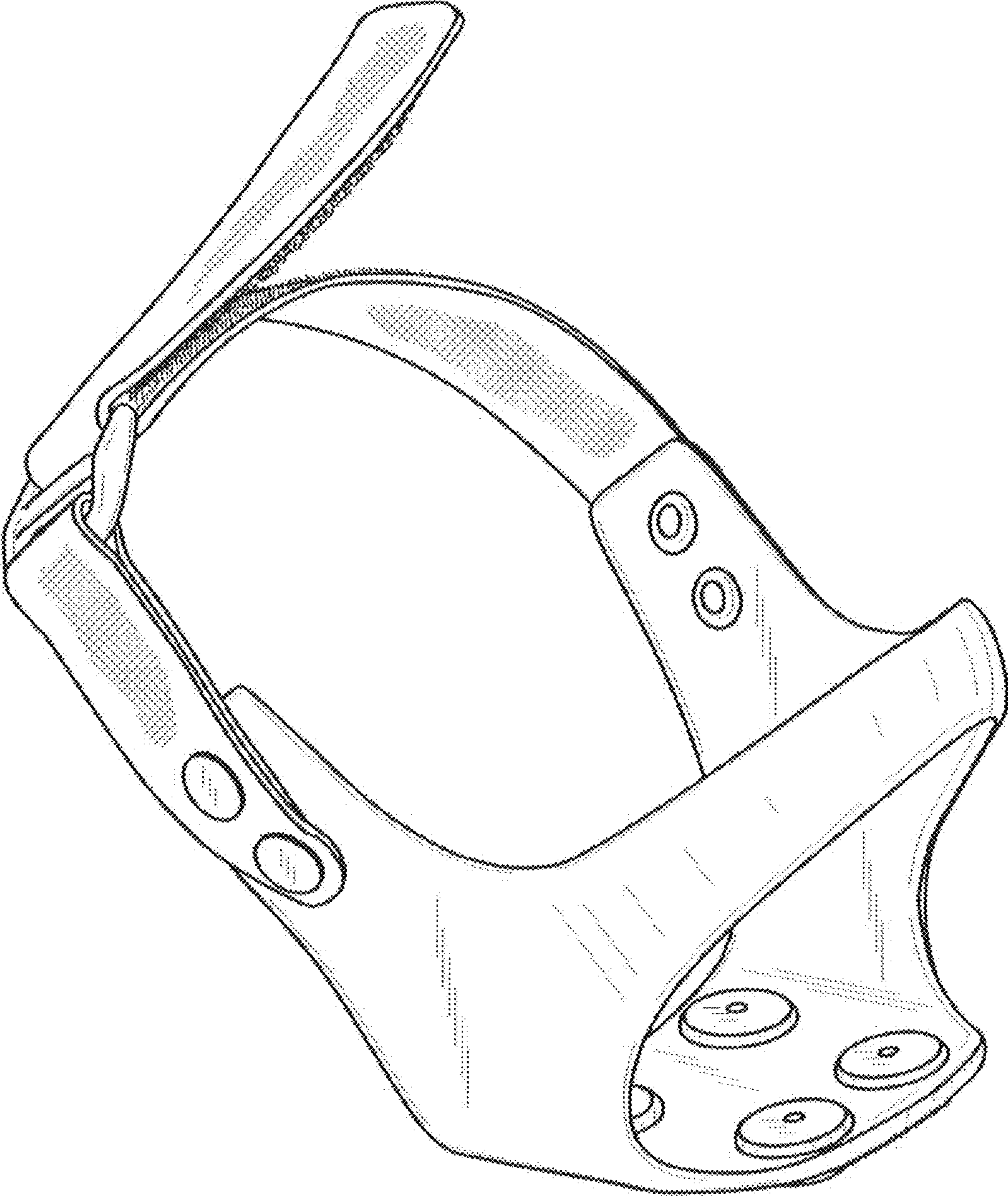


FIG. 1

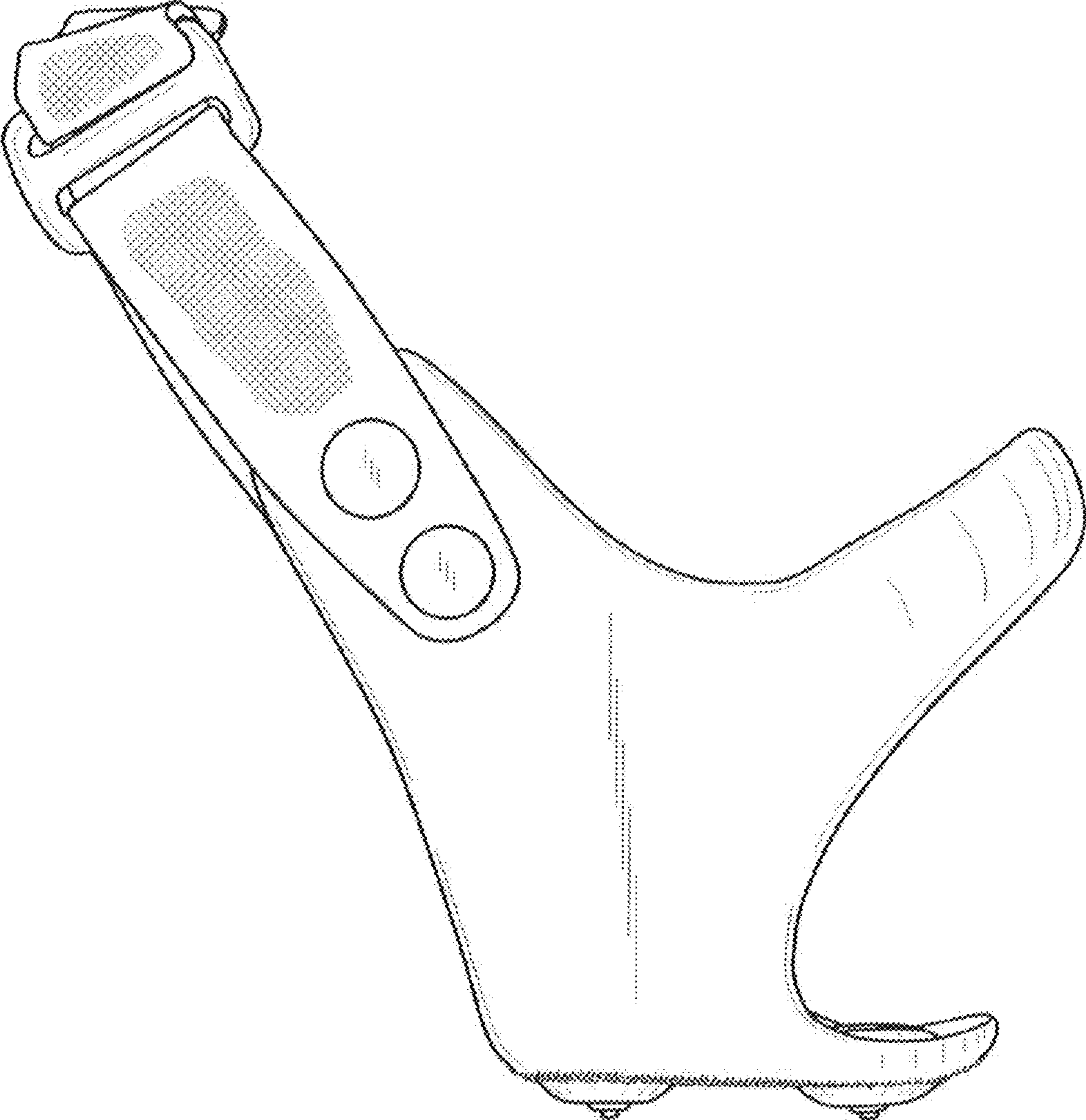


FIG. 2

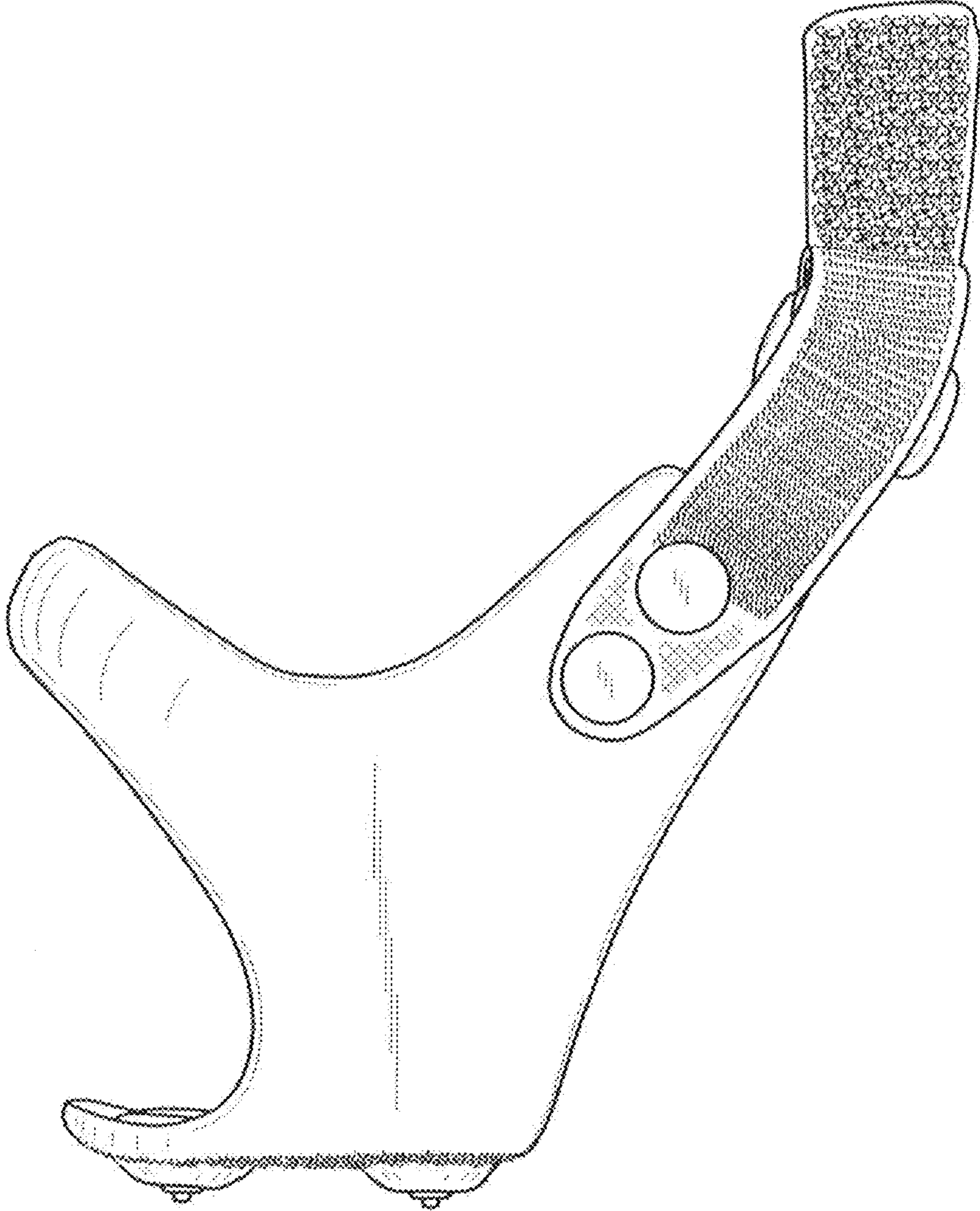


FIG. 3

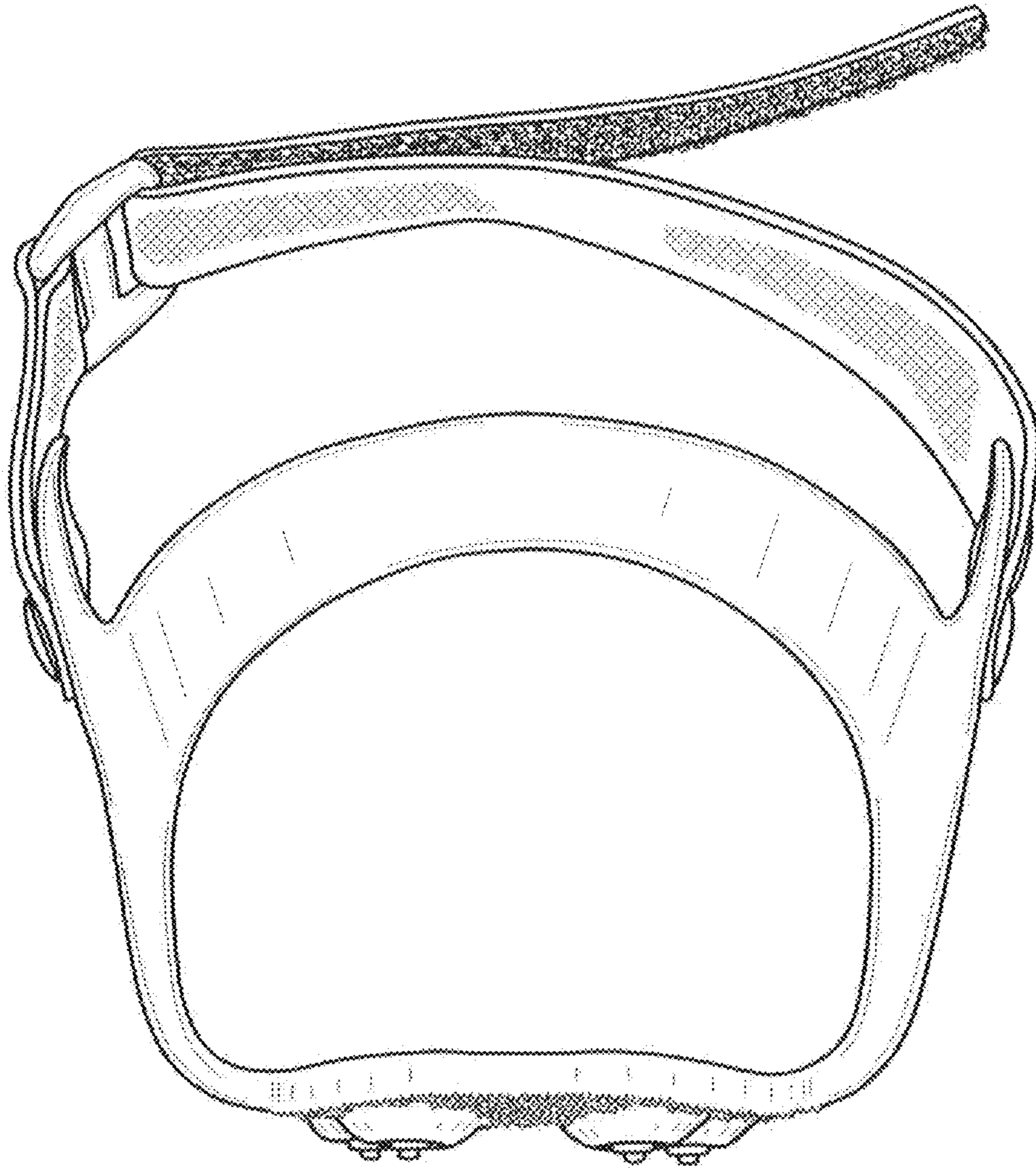


FIG. 4

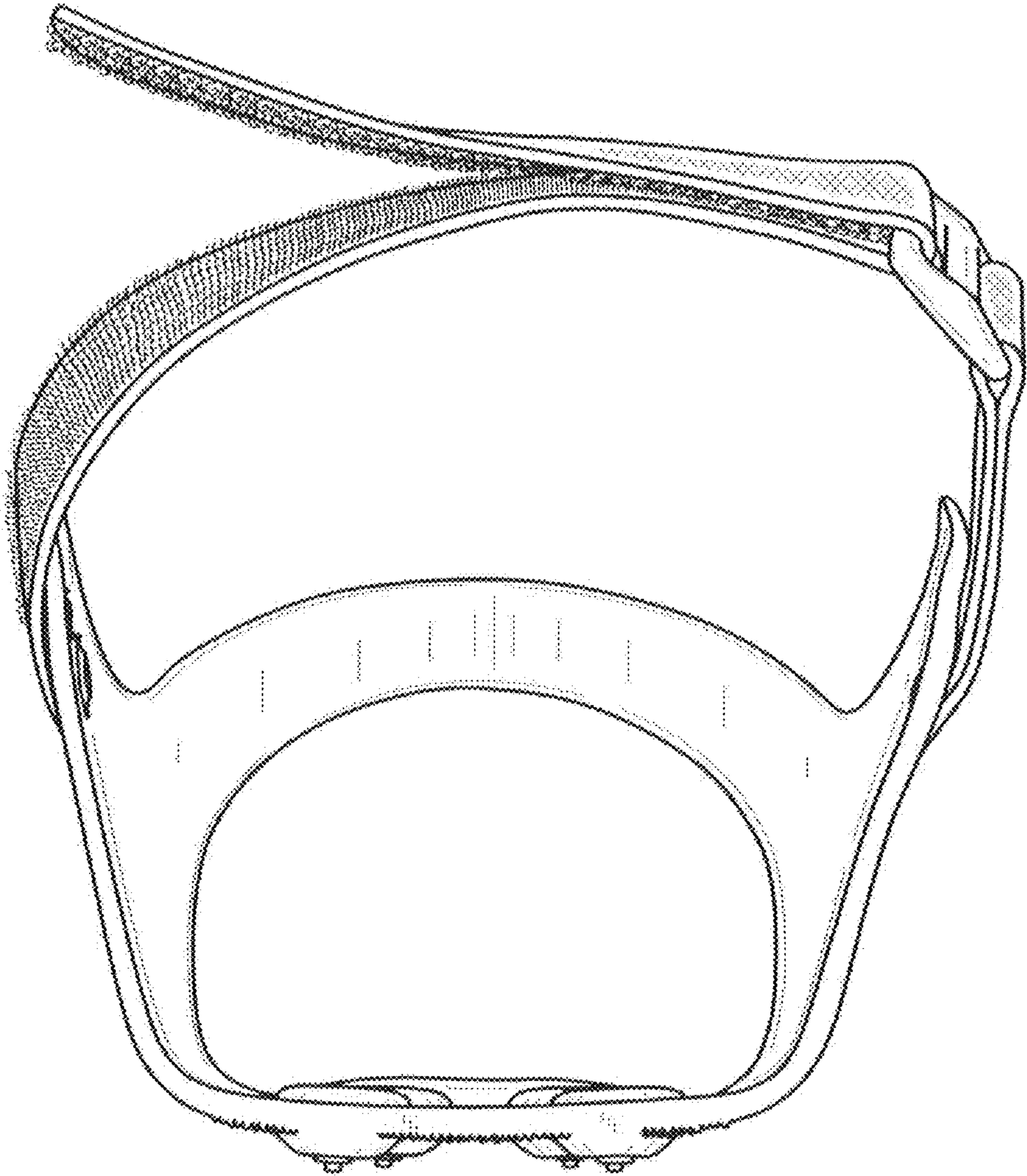


FIG. 5

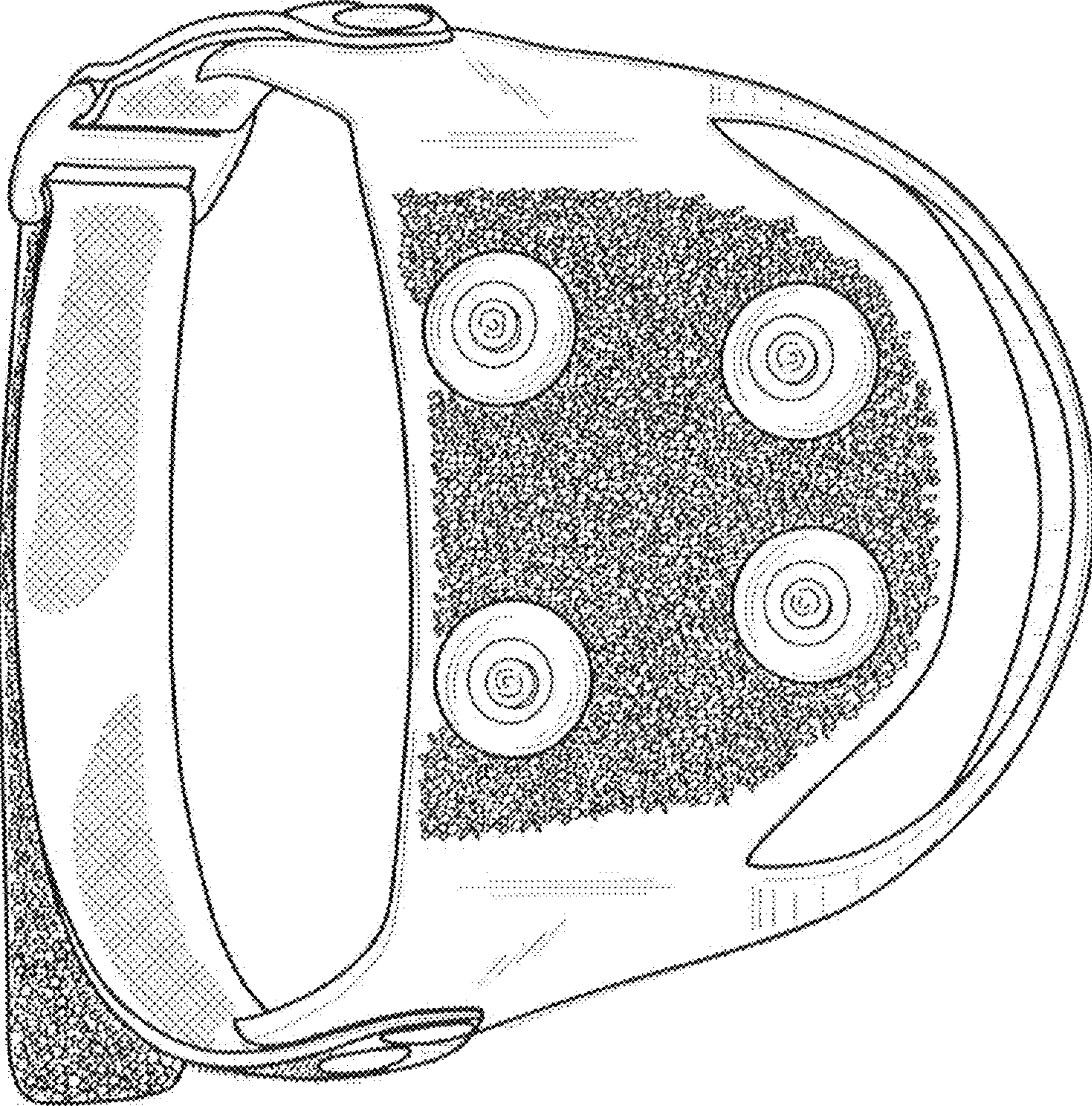


FIG. 6

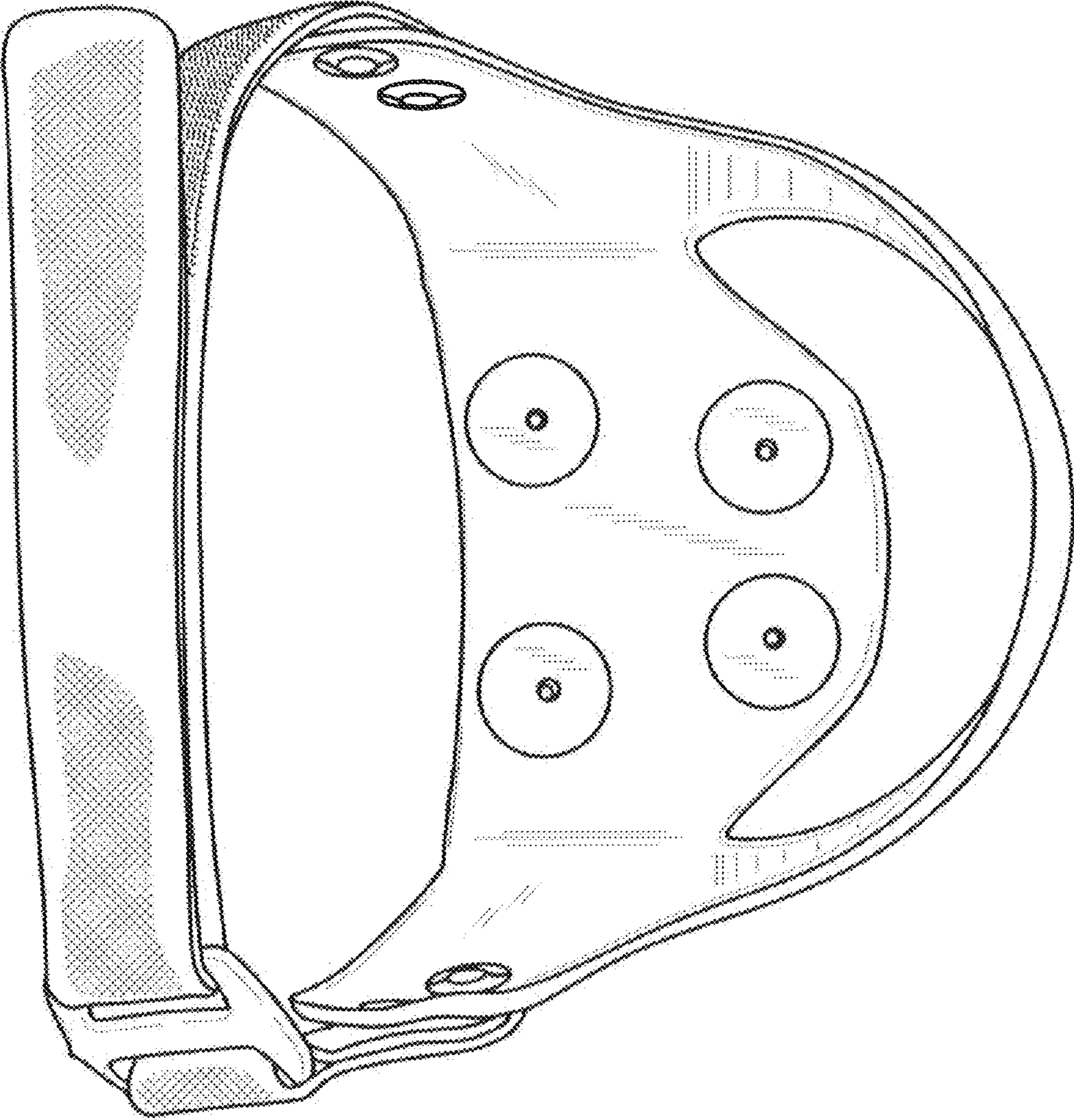


FIG. 7