



US00D747574S

(12) **United States Design Patent**
Richiuso et al.

(10) **Patent No.:** **US D747,574 S**
(45) **Date of Patent:** **** Jan. 12, 2016**

(54) **POOL CLEANER**

(71) Applicant: **Pentair Water Pool and Spa, Inc.**,
Sanford, NC (US)

(72) Inventors: **Leonard Richiuso**, Sunnyvale, CA
(US); **Suresh Gopalan**, Milpitas, CA
(US)

(73) Assignee: **Pentair Water Pool and Spa, Inc.**,
Sanford, NC (US)

(**) Term: **15 Years**

(21) Appl. No.: **29/531,991**

(22) Filed: **Jun. 30, 2015**

Related U.S. Application Data

(60) Division of application No. 29/458,323, filed on Jun. 18, 2013, now Pat. No. Des. 733,374, and a continuation of application No. 29/403,243, filed on Oct. 3, 2011, now Pat. No. Des. 684,738.

(51) **LOC (10) Cl.** **15-05**

(52) **U.S. Cl.**
USPC **D32/21**

(58) **Field of Classification Search**
USPC D32/17-18, 21, 23-24, 31
CPC ... E04H 4/1654; A47L 9/2842; A47L 9/1666;
A47L 5/362; A47L 5/365; A47L 5/36; A47L
7/06; A47L 11/34
See application file for complete search history.

(56) **References Cited**

U.S. PATENT DOCUMENTS

4,558,479 A * 12/1985 Greskovics et al. 15/1.7
5,001,800 A * 3/1991 Parenti et al. 15/1.7
5,095,571 A * 3/1992 Sargent 15/1.7
D384,782 S * 10/1997 Geftter D32/21

5,933,899 A * 8/1999 Campbell et al. 15/1.7
5,970,557 A * 10/1999 Supra 15/1.7
D471,330 S * 3/2003 Campbell D32/21
6,665,900 B2 * 12/2003 Wichmann et al. 15/1.7
D485,652 S * 1/2004 Erlich D32/18
6,836,929 B2 * 1/2005 Kim 15/323
6,854,148 B1 * 2/2005 Rief et al. 15/1.7
D518,253 S * 3/2006 Erlich et al. D32/18
D522,191 S * 5/2006 Erlich D32/18
7,060,182 B2 * 6/2006 Erlich et al. 210/167.16
7,273,546 B2 * 9/2007 Meritt-Powell 210/167.17
7,520,015 B1 * 4/2009 Ajello 15/1.7
D594,610 S * 6/2009 Klimas D32/21
D598,168 S * 8/2009 Sumonthee D32/21
7,636,975 B2 * 12/2009 Mah et al. 15/1.7
7,721,370 B2 * 5/2010 Gopalan 15/1.7
7,867,389 B2 * 1/2011 Hui 210/167.16

(Continued)

Primary Examiner — Ruth McInroy

(74) *Attorney, Agent, or Firm* — Quarles & Brady LLP

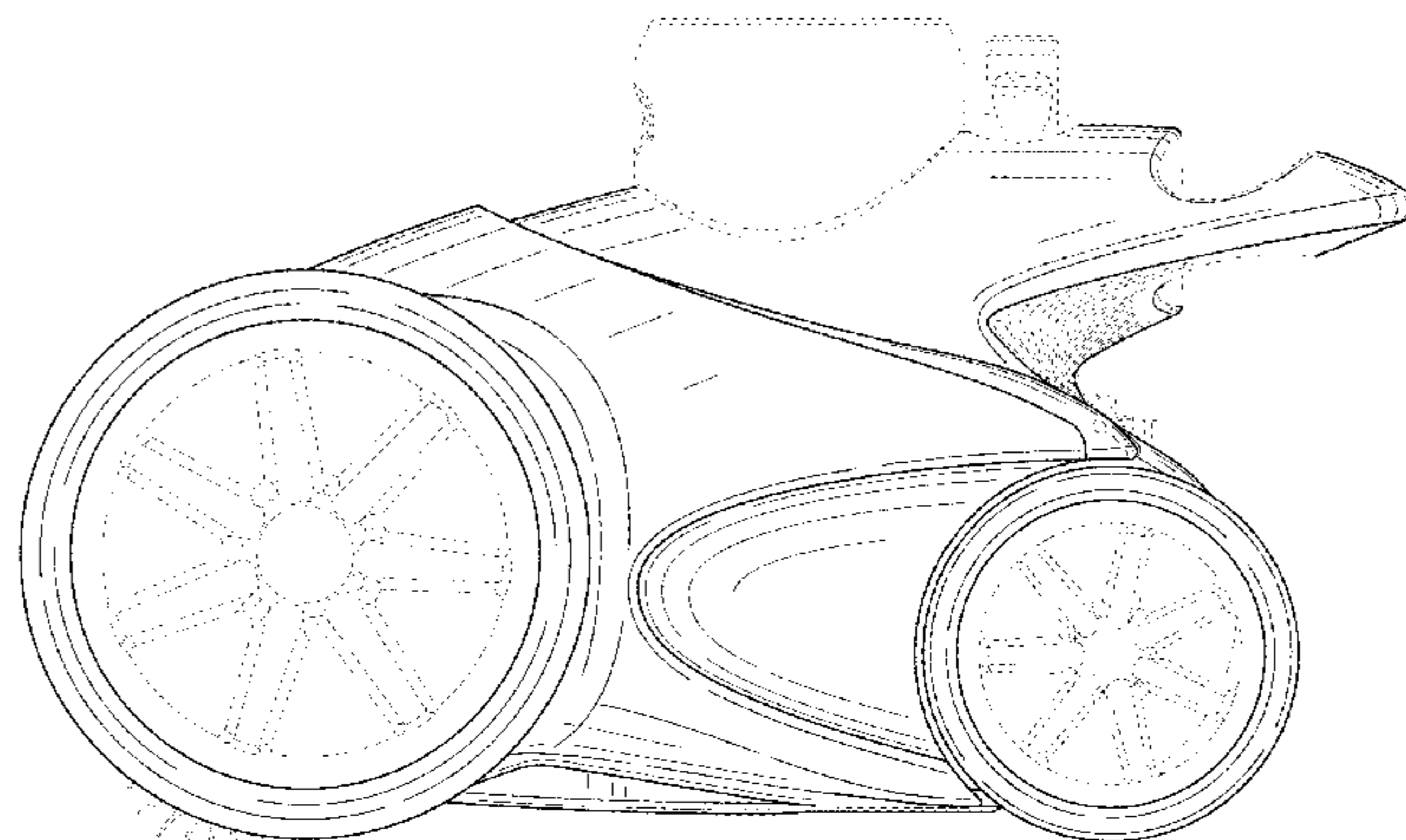
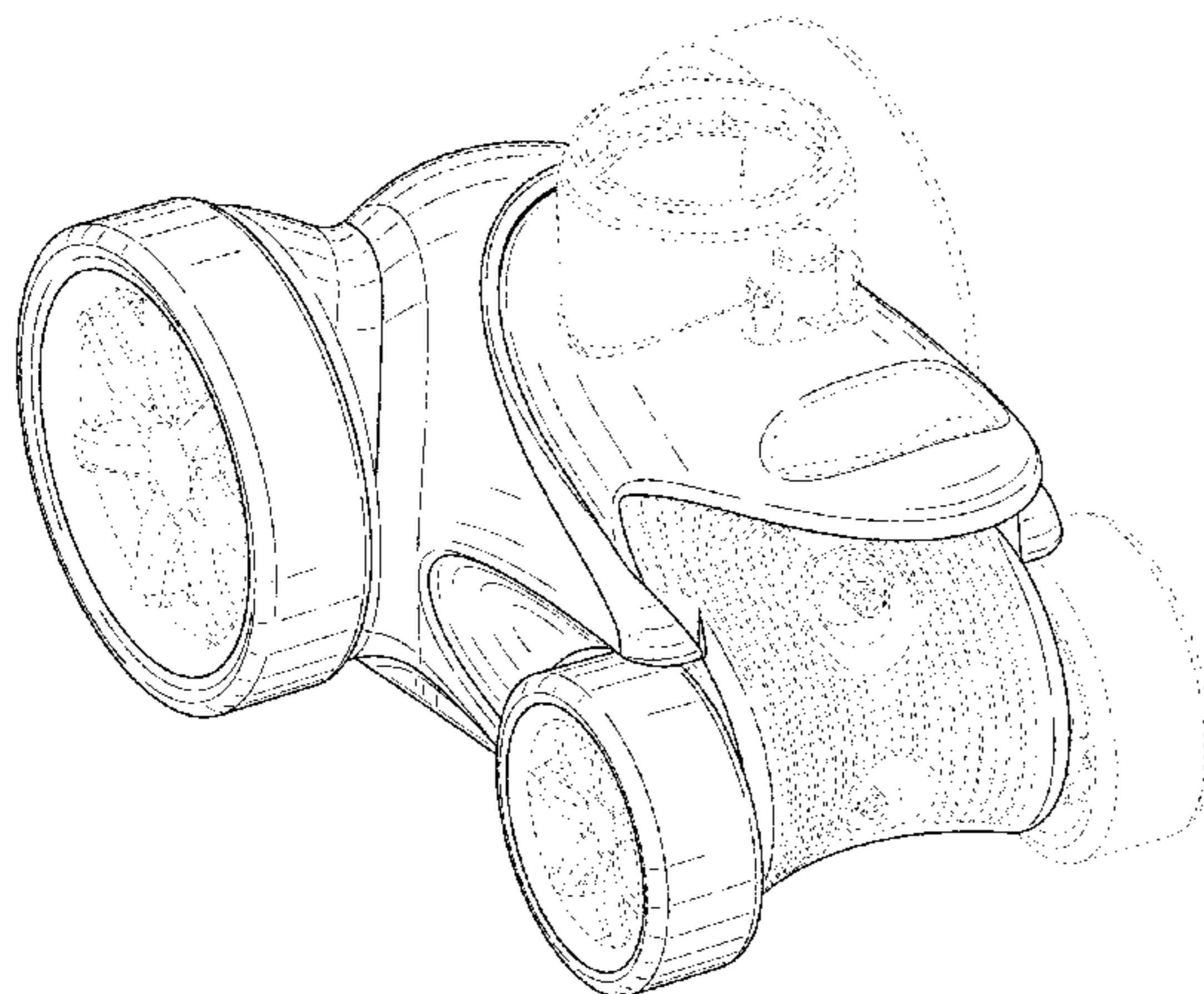
(57) **CLAIM**

The ornamental design for a pool cleaner, as shown and described.

DESCRIPTION

FIG. 1 is an isometric view of a rear, top, and left side of an ornamental design for a pool cleaner;
FIG. 2 is a rear elevational view of the pool cleaner of FIG. 1;
FIG. 3 is a front elevational view of the pool cleaner of FIG. 1;
FIG. 4 is a right side elevational view of the pool cleaner of FIG. 1;
FIG. 5 is a left side elevational view of the pool cleaner of FIG. 1;
FIG. 6 is a top plan view of the pool cleaner of FIG. 1; and
FIG. 7 is a bottom plan view of the pool cleaner of FIG. 1.
The broken lines are for the purpose of illustrating environmental structure and form no part of the claimed design.

1 Claim, 7 Drawing Sheets



(56)

References Cited

U.S. PATENT DOCUMENTS

8,117,704	B2 *	2/2012	Schneider et al.	15/1.7	2005/0247613	A1 *	11/2005	Bishop et al.	210/169
8,141,191	B2 *	3/2012	Hui	15/1.7	2006/0265820	A1 *	11/2006	Erlich et al.	15/1.7
2003/0182742	A1 *	10/2003	Wichmann et al.	15/1.7	2007/0289075	A1 *	12/2007	Gopalan	15/1.7
2003/0205513	A1 *	11/2003	Stoltz et al.	210/169	2008/0109972	A1 *	5/2008	Mah et al.	15/1.7
2004/0089593	A1 *	5/2004	Campbell	210/169	2009/0229061	A1 *	9/2009	Stoltz et al.	15/1.7
2005/0035039	A1 *	2/2005	Erlich	210/169	2009/0300862	A1 *	12/2009	Schneider et al.	15/1.7
2005/0236310	A1 *	10/2005	Meritt-Powell	210/169	2009/0307854	A1 *	12/2009	Garti	15/1.7
						2011/0088181	A1 *	4/2011	Rief et al.	15/1.7
						2012/0074050	A1 *	3/2012	Rief et al.	210/167.16

* cited by examiner

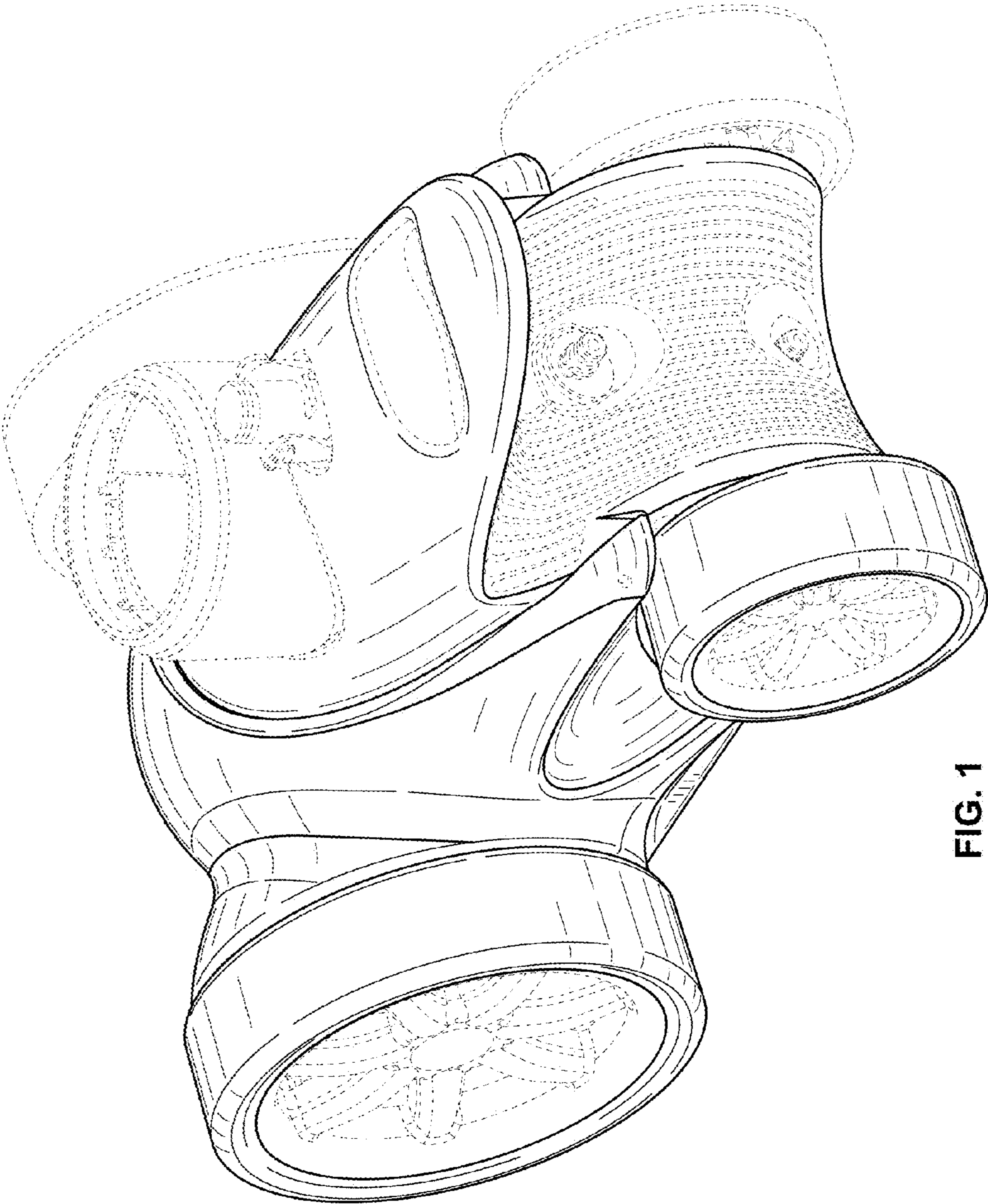


FIG. 1

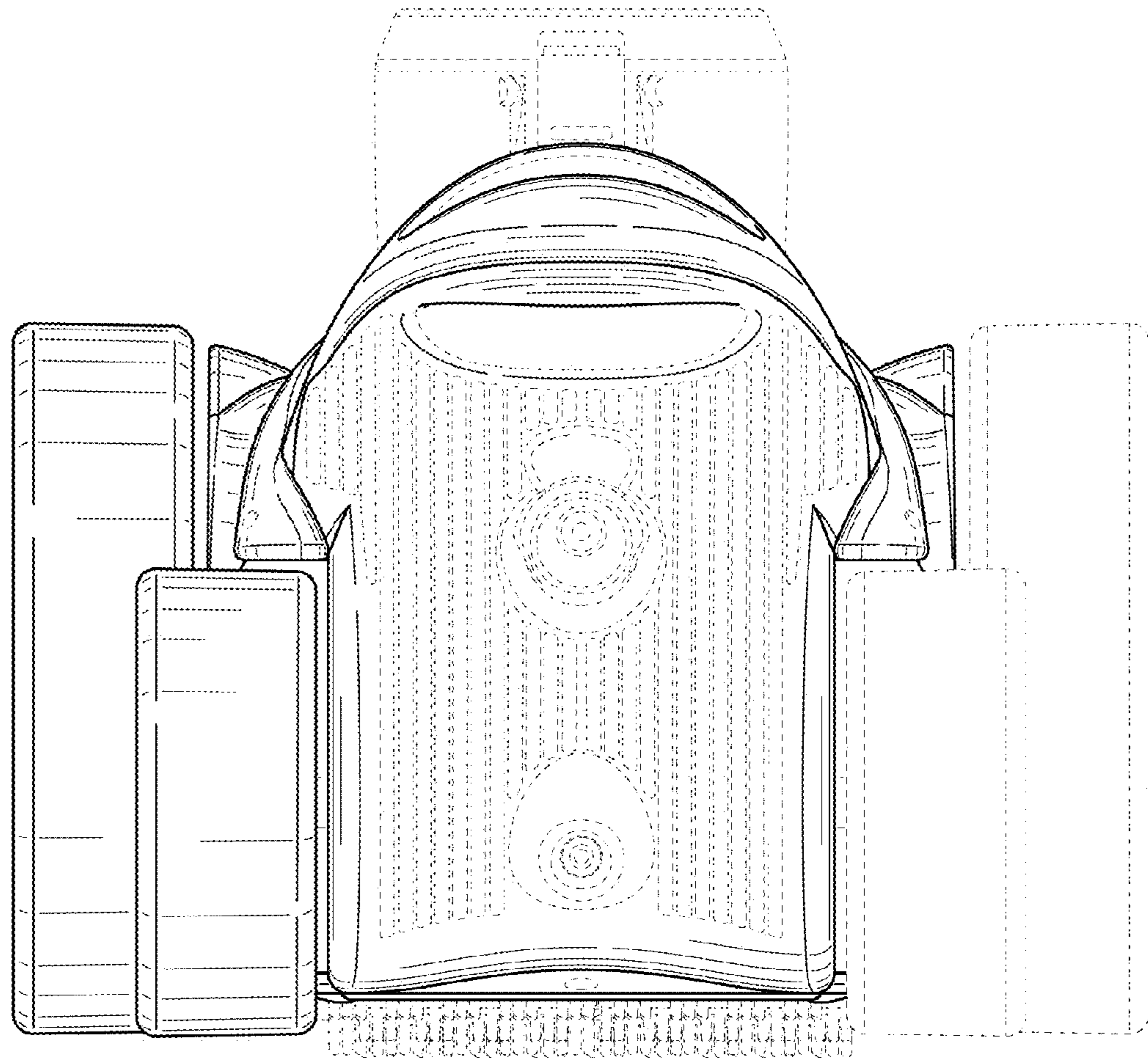


FIG. 2

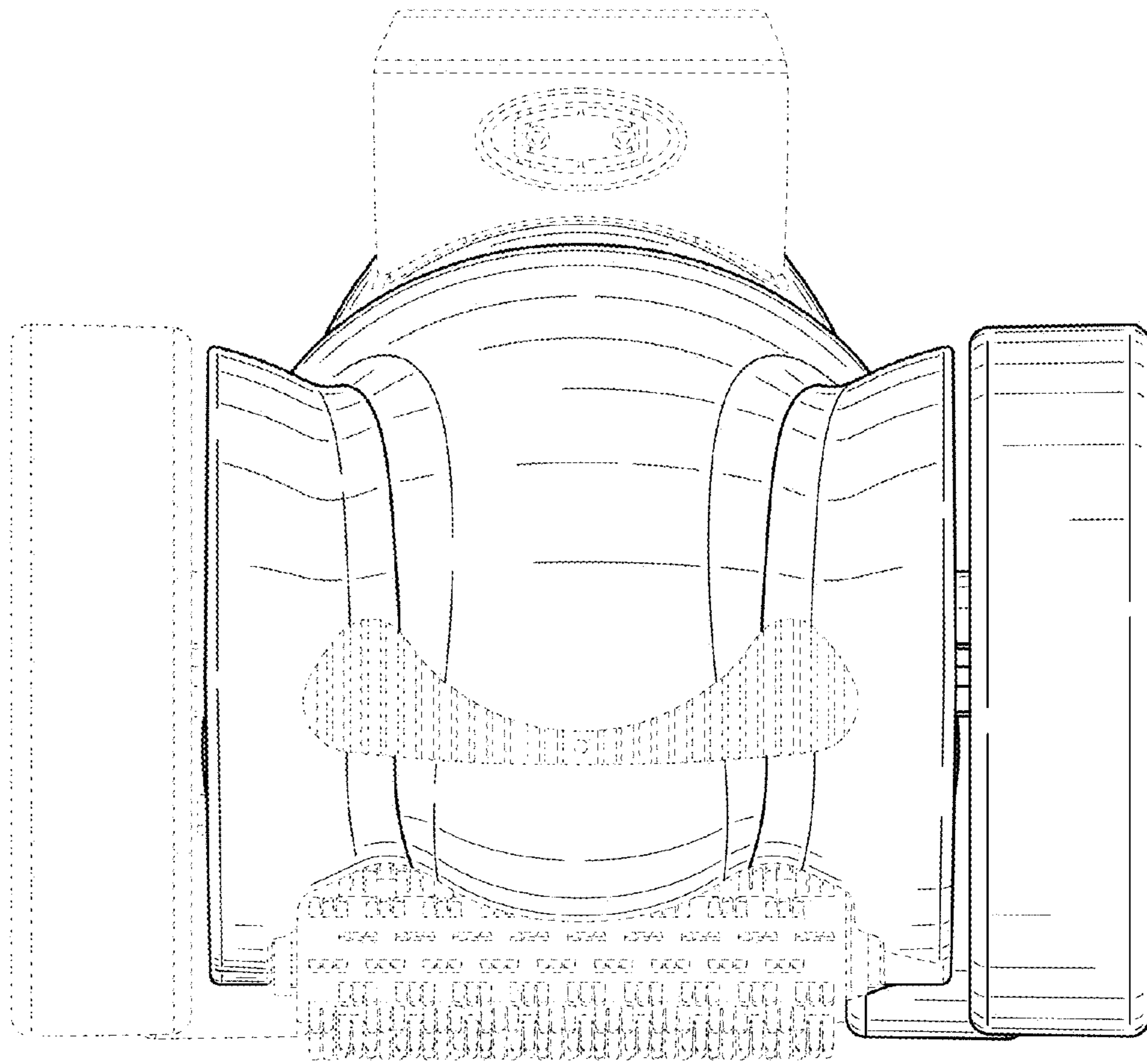


FIG. 3

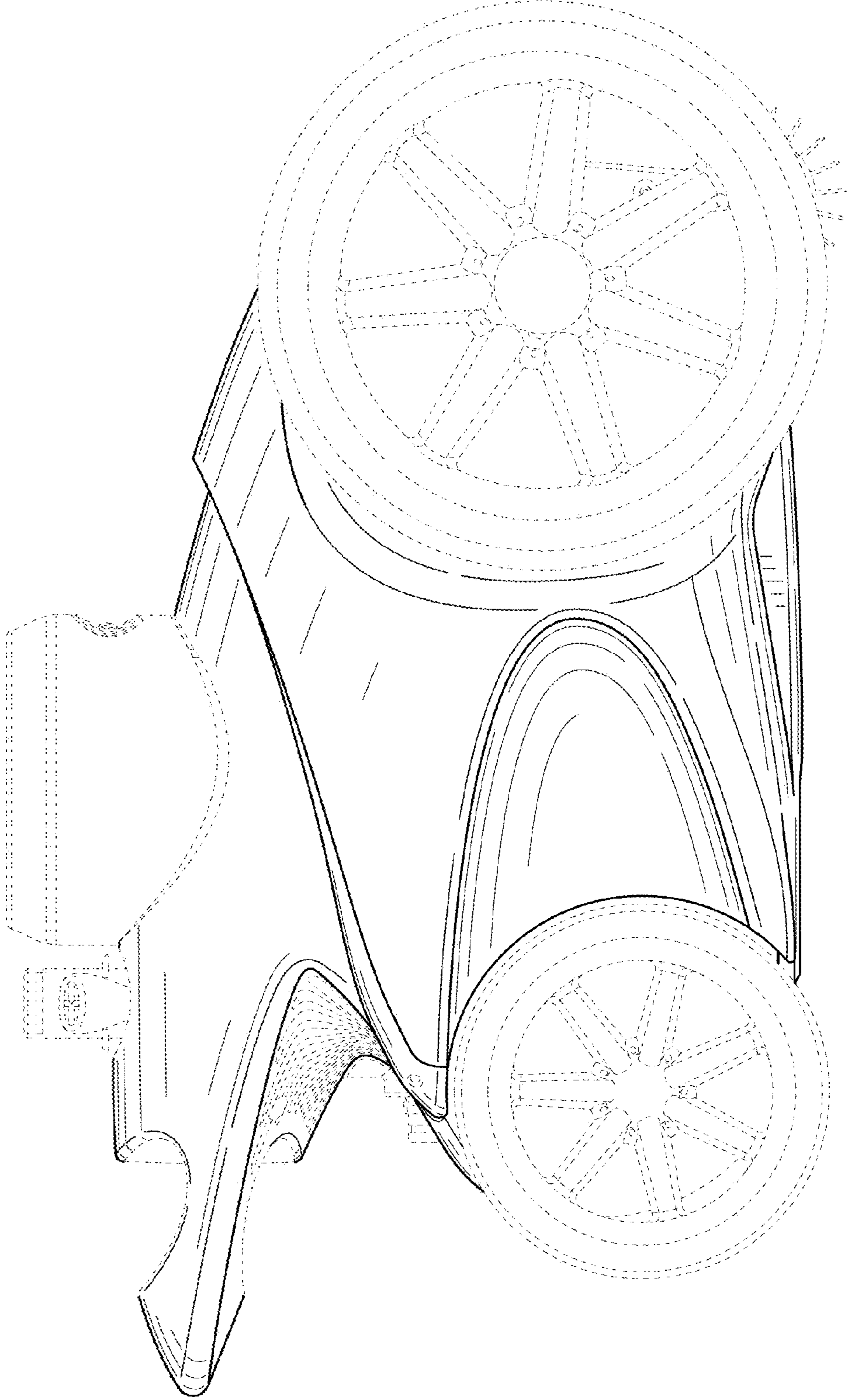


FIG. 4

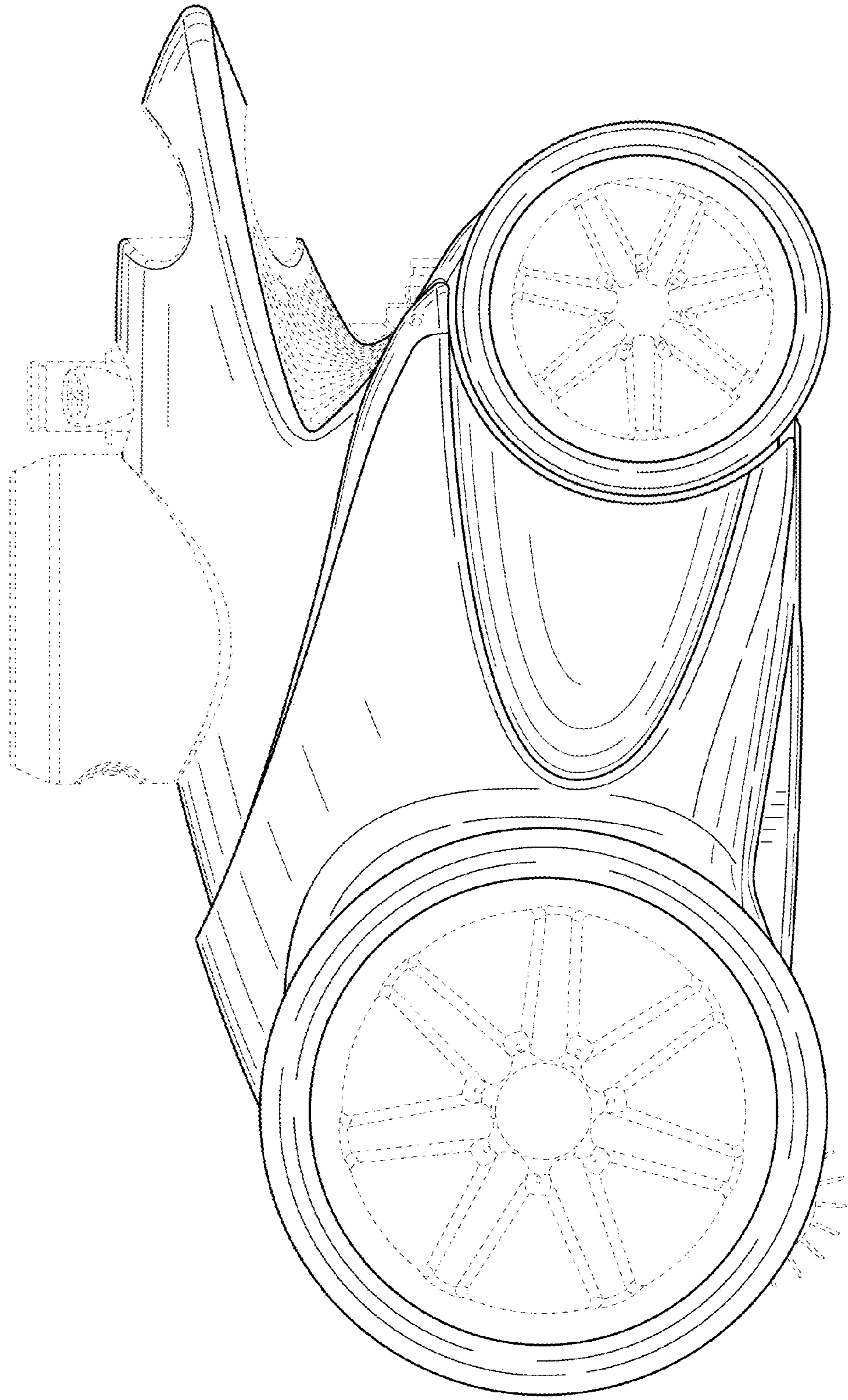


FIG. 5

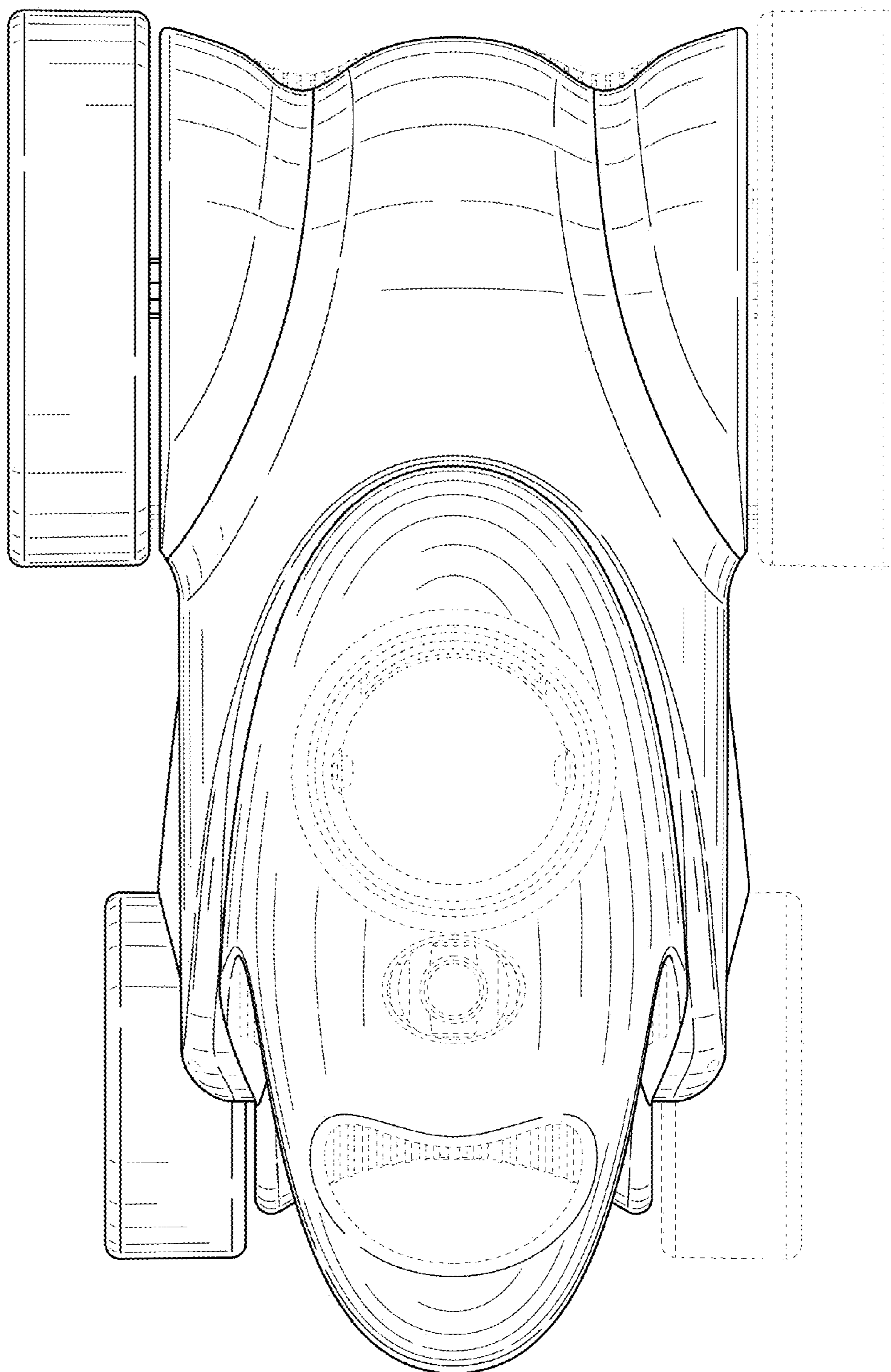


FIG. 6

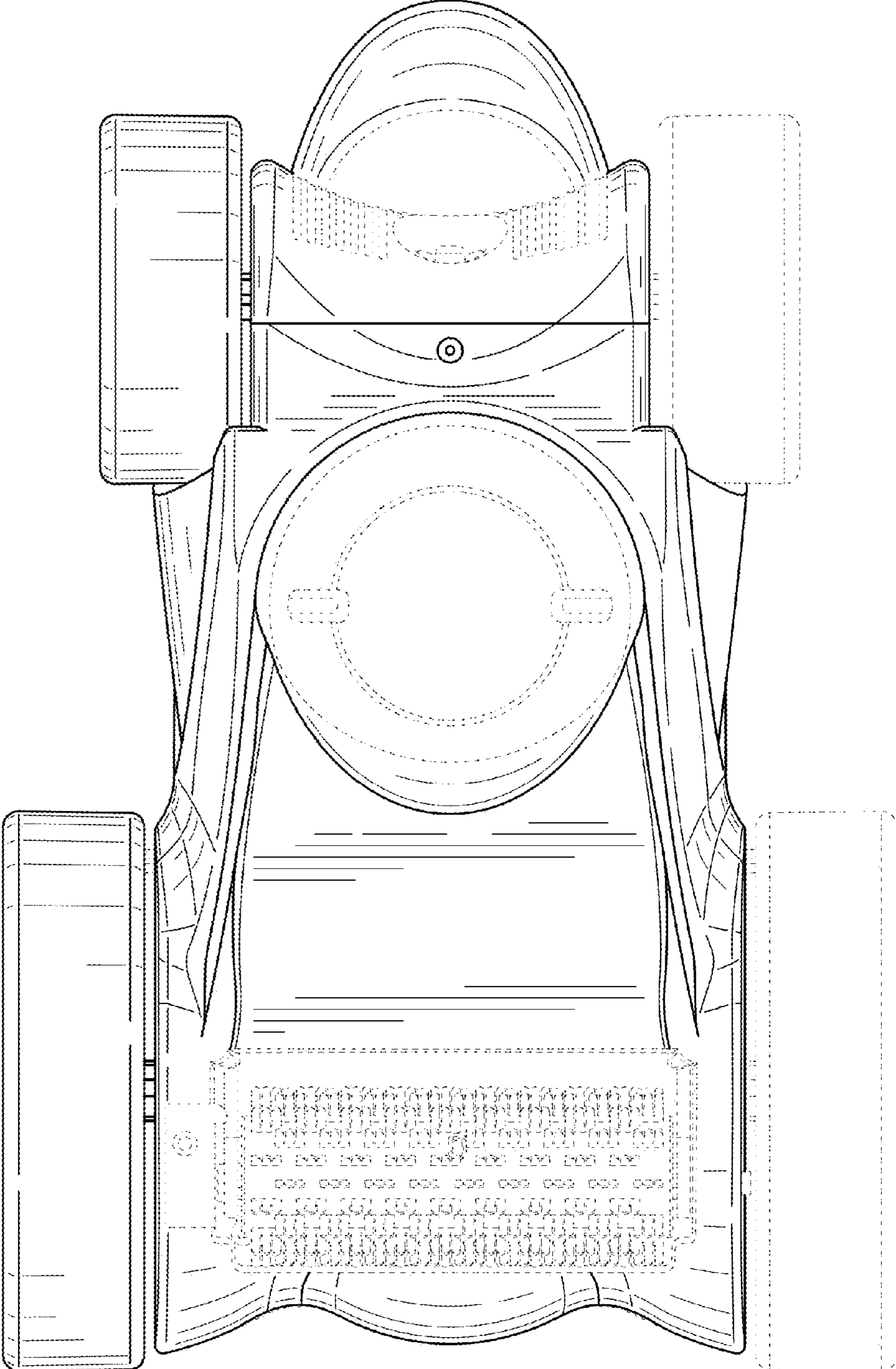


FIG. 7