



US00D747560S

(12) **United States Design Patent**
Daniels et al.

(10) **Patent No.:** **US D747,560 S**
(45) **Date of Patent:** **** Jan. 12, 2016**

- (54) **HELMET BRACKET**
- (71) Applicant: **3M INNOVATIVE PROPERTIES COMPANY**, St. Paul, MN (US)
- (72) Inventors: **Bjorn Daniels**, Vikarbyn (SE); **Mats U. Sernfalt**, Leksand (SE)
- (73) Assignee: **3M Innovative Properties Company**, St. Paul, MN (US)

D662,672	S *	6/2012	Carlborg	D29/122
D663,900	S	7/2012	Karlsson		
D663,902	S	7/2012	Karlsson		
8,243,943	B2	8/2012	Nordin		
D668,392	S	10/2012	Carlborg		
D671,273	S	11/2012	Carlborg		
D683,501	S *	5/2013	Klotz	D29/109
8,701,212	B2	4/2014	Daniels		
2004/0199982	A1 *	10/2004	Wang-Lee	A42B 3/225 2/424

(Continued)

(**) Term: **14 Years**

FOREIGN PATENT DOCUMENTS

(21) Appl. No.: **29/492,350**

CN	202135768	2/2012
KR	2009-0095145	9/2009
TW	M369144	11/2009

(22) Filed: **May 30, 2014**

OTHER PUBLICATIONS

(51) **LOC (10) Cl.** **29-02**

(52) **U.S. Cl.**
USPC **D29/122**

U.S. Appl. No. 14/291,506 to Daniels filed May 30, 2014, entitled Earmuff Accommodating Welding Shield.

(Continued)

(58) **Field of Classification Search**
USPC D29/102-106, 122, 109, 110; D8/399, D8/349, 387, 354, 352, 382, 386, 388, 389, D8/396; D11/200-201, 220
CPC A63B 71/10; A42B 3/04; A42B 2/20; A42B 13/0017; A42B 19/16; A61F 9/06; F16B 21/06; A41F 1/006
See application file for complete search history.

Primary Examiner — Ruth McInroy

(74) *Attorney, Agent, or Firm* — Peter L. Olson

(57) **CLAIM**

The ornamental design for a helmet bracket, as shown and described.

(56) **References Cited**

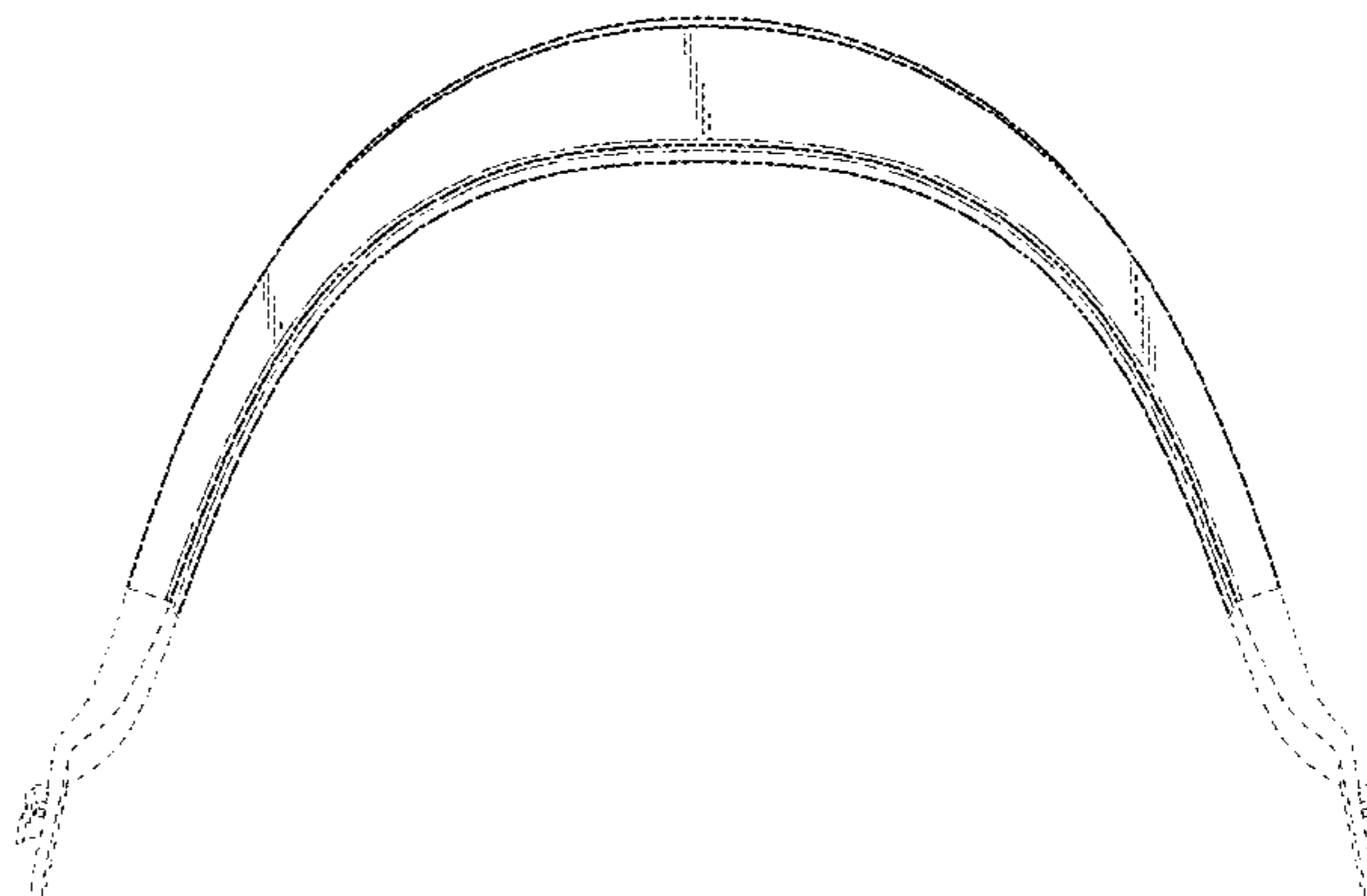
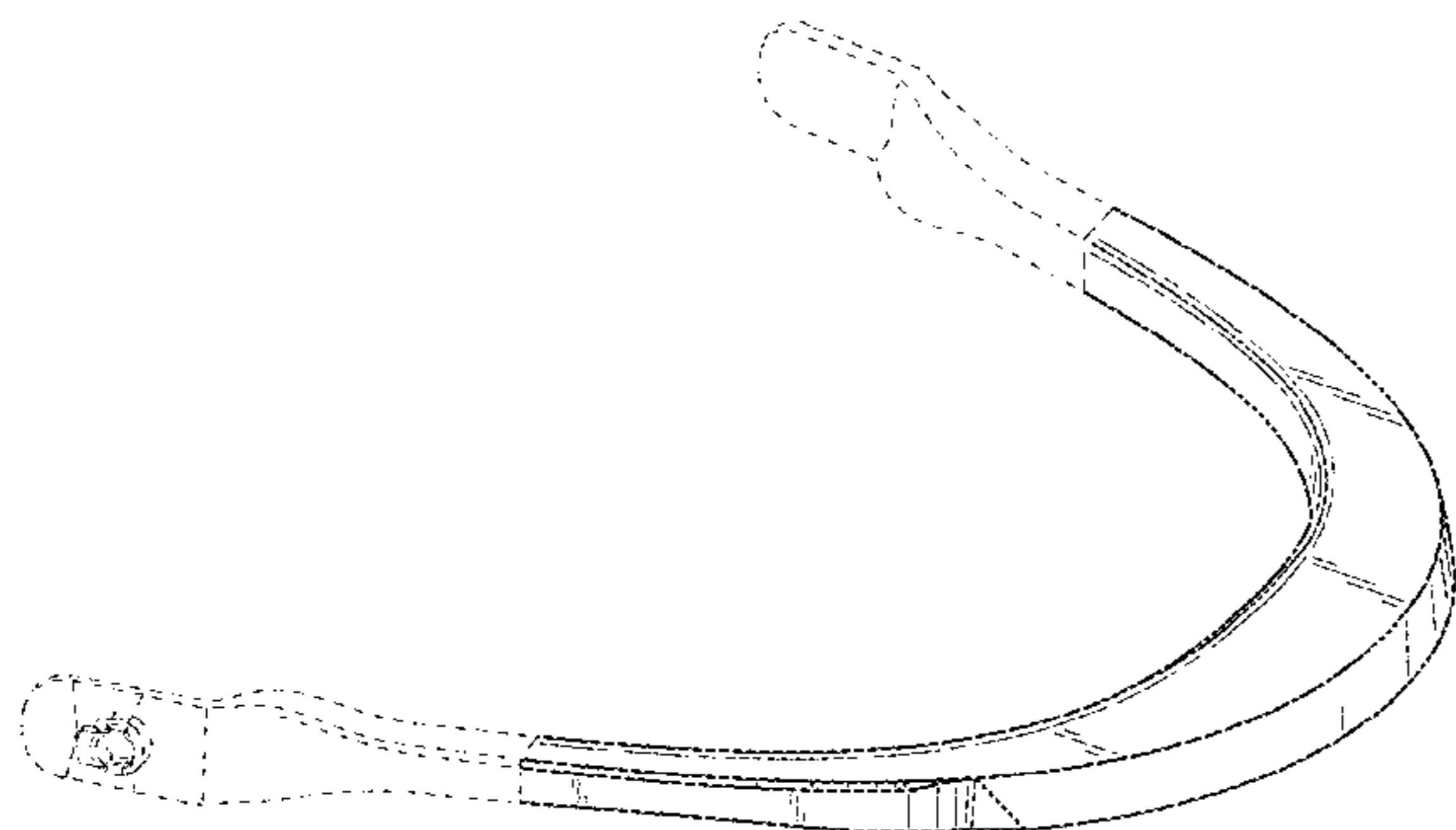
DESCRIPTION

U.S. PATENT DOCUMENTS

D254,638	S *	4/1980	Bay, Jr.	D29/109
D276,380	S *	11/1984	Hellberg	D16/334
D298,476	S *	11/1988	Lonnstedt	D16/334
D360,708	S *	7/1995	Palmaer	D29/104
D372,343	S *	7/1996	Palmaer	D29/122
6,041,435	A *	3/2000	Paulson	A42B 3/225 2/10
D457,987	S *	5/2002	Cheng	D29/122
D503,499	S *	3/2005	Howard	D29/122
D509,323	S	9/2005	Emilsson		
D511,226	S *	11/2005	Howard	D29/122
7,188,622	B2	3/2007	Martin		
D661,840	S *	6/2012	Klotz	D29/109

FIG. 1 is a perspective view of a helmet bracket showing our new design;
FIG. 2 is a top view thereof;
FIG. 3 is a bottom view thereof;
FIG. 4 is a front view thereof;
FIG. 5 is a rear view thereof;
FIG. 6 is a left side view thereof; and,
FIG. 7 is a right side view thereof.
The details shown in broken lines form no part of the claimed design.

1 Claim, 2 Drawing Sheets



(56)

References Cited

OTHER PUBLICATIONS

U.S. PATENT DOCUMENTS

2006/0080761 A1* 4/2006 Huh A42B 3/04
2/424
2008/0060102 A1* 3/2008 Matthews A61F 9/061
2/8.2
2011/0113537 A1* 5/2011 Peng A61F 11/14
2/423

U.S. Appl. No. 29/492,353 to Daniels filed May 30, 2014, entitled
Helmet Bracket Having Arrow Indicia.

U.S. Appl. No. 29/492,357 to Daniels filed May 30, 2014, entitled
Helmet Bracket Connector End.

* cited by examiner

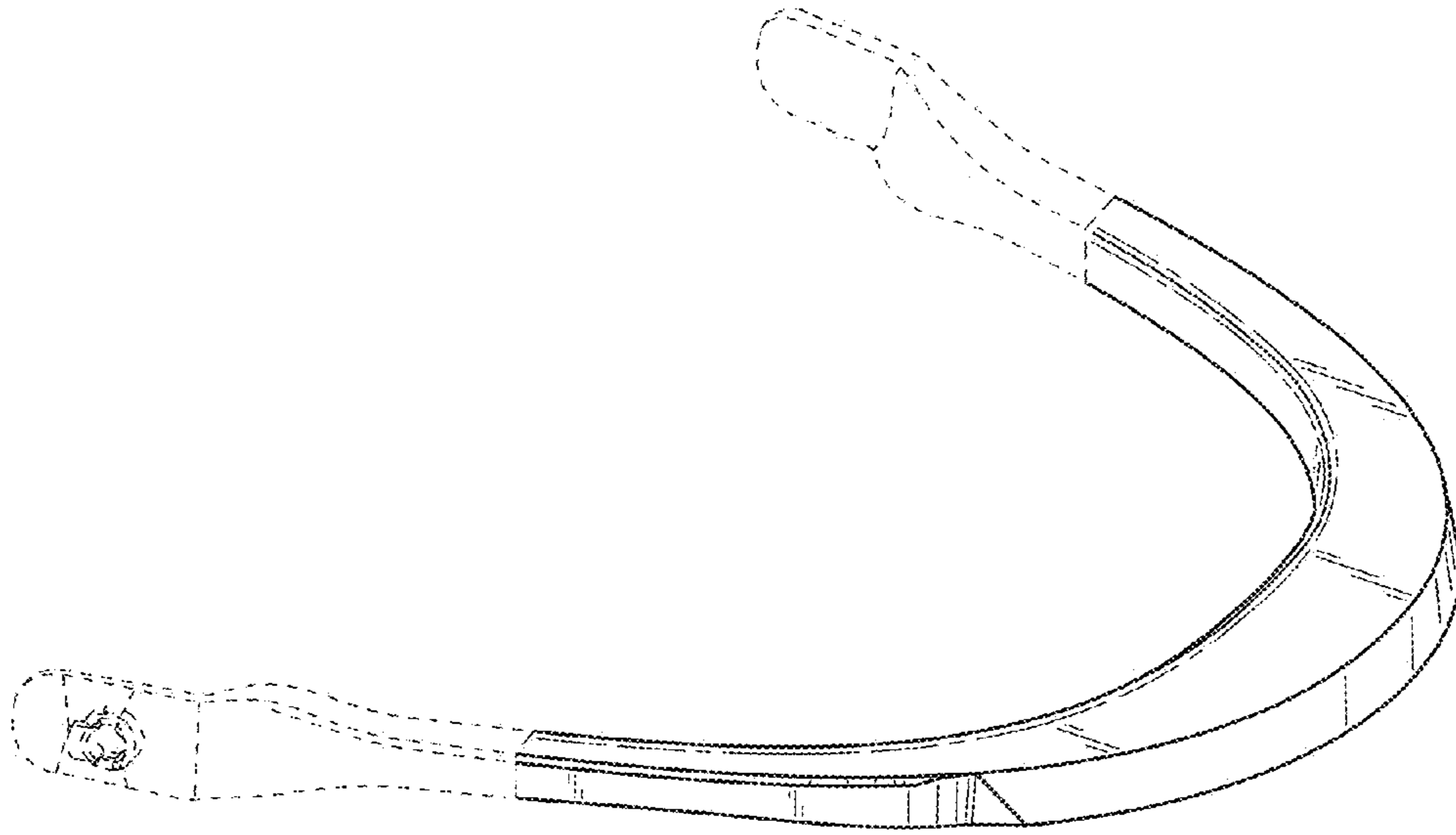


Fig. 1

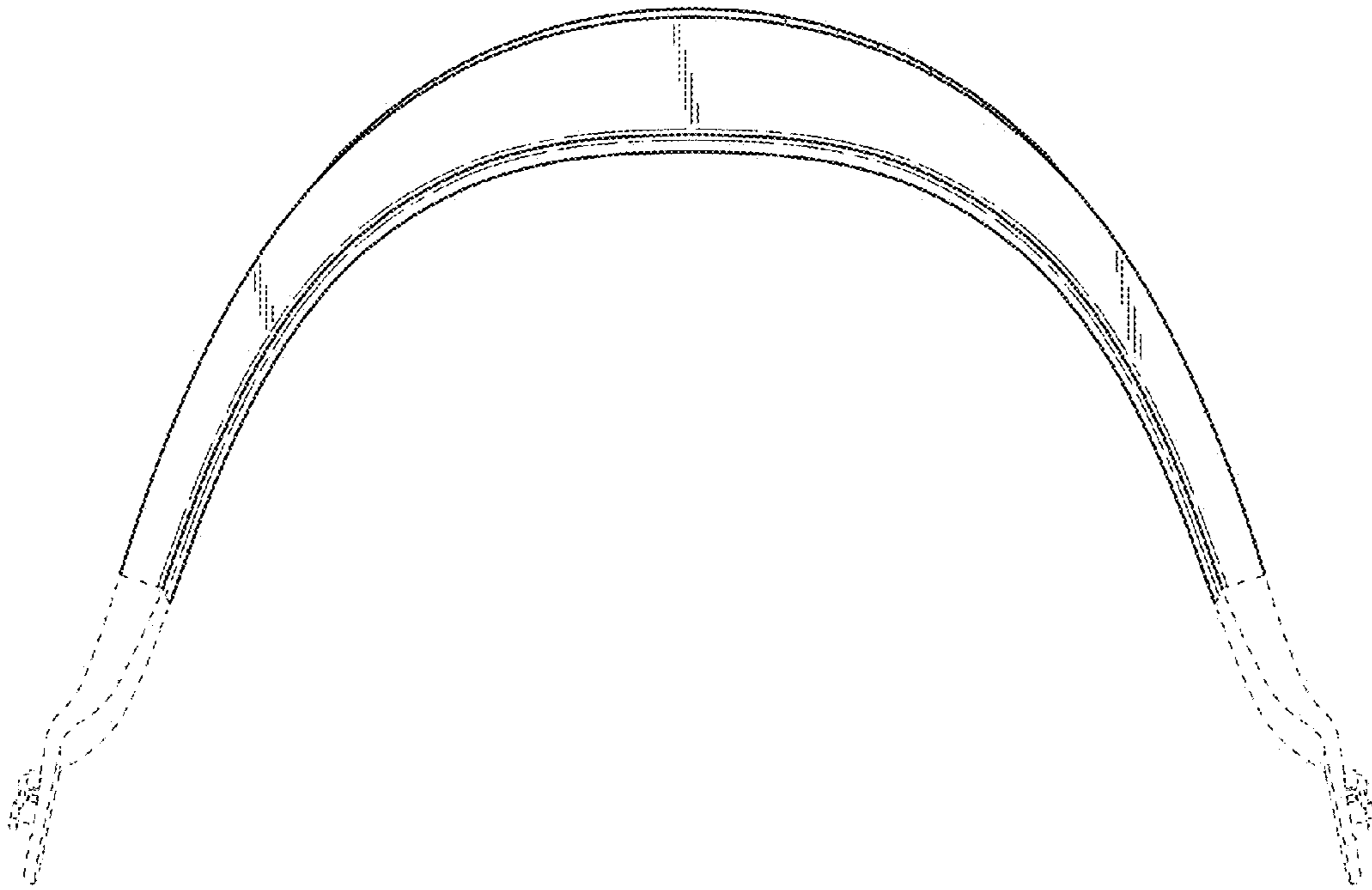


Fig. 2

