



US00D747535S

(12) **United States Design Patent**
Johnson

(10) **Patent No.:** **US D747,535 S**

(45) **Date of Patent:** **** *Jan. 12, 2016**

(54) **OCTOPUS NIGHTLIGHT**

(56) **References Cited**

(71) Applicant: **CLOUD B, INC.**, Gardena, CA (US)

U.S. PATENT DOCUMENTS

(72) Inventor: **Jeffery Wayne Johnson**, Lawndale, CA (US)

D93,047 S *	8/1934	Porter	D26/98
D223,720 S *	5/1972	Klupp	D26/94
D395,930 S *	7/1998	Leadbetter	D21/601
D429,366 S *	8/2000	Lin	D26/94
D493,909 S *	8/2004	Sehl	D26/98
D500,537 S *	1/2005	Fong et al.	D21/601
D621,885 S *	8/2010	Rappaport-Rowan	D21/601
D670,852 S *	11/2012	Lin	D26/94

(73) Assignee: **Cloud B, Inc.**, Gardena, CA (US)

(*) Notice: This patent is subject to a terminal disclaimer.

* cited by examiner

(**) Term: **14 Years**

Primary Examiner — Brian N Vinson

(21) Appl. No.: **29/496,126**

(74) *Attorney, Agent, or Firm* — Brooks Acordia IP Law, P.C.

(22) Filed: **Jul. 9, 2014**

(57) **CLAIM**

The ornamental design for an octopus nightlight, as shown and described.

Related U.S. Application Data

DESCRIPTION

(63) Continuation of application No. 29/439,807, filed on Dec. 14, 2012, now Pat. No. Des. 730,565.

(51) **LOC (10) Cl.** **26-03**

(52) **U.S. Cl.**
USPC **D26/98**

(58) **Field of Classification Search**
USPC D26/24, 93, 94, 98; D11/131, 157;
D21/398, 483; 362/186, 257, 311.01,
362/311.06, 362, 806, 808
CPC F21L 4/00; F21S 9/02; F21S 48/145;
F21S 6/00; F21S 8/08; F21S 4/005; F21V
21/30

FIG. 1 is a perspective view of an octopus nightlight showing our new design;

FIG. 2 is a front plan view of the embodiment of FIG. 1;

FIG. 3 is a rear plan view of the embodiment of FIG. 1;

FIG. 4 is a left side plan view of the embodiment of FIG. 1;

FIG. 5 is a right side plan view of the embodiment of FIG. 1,

the left side plan view being identical;

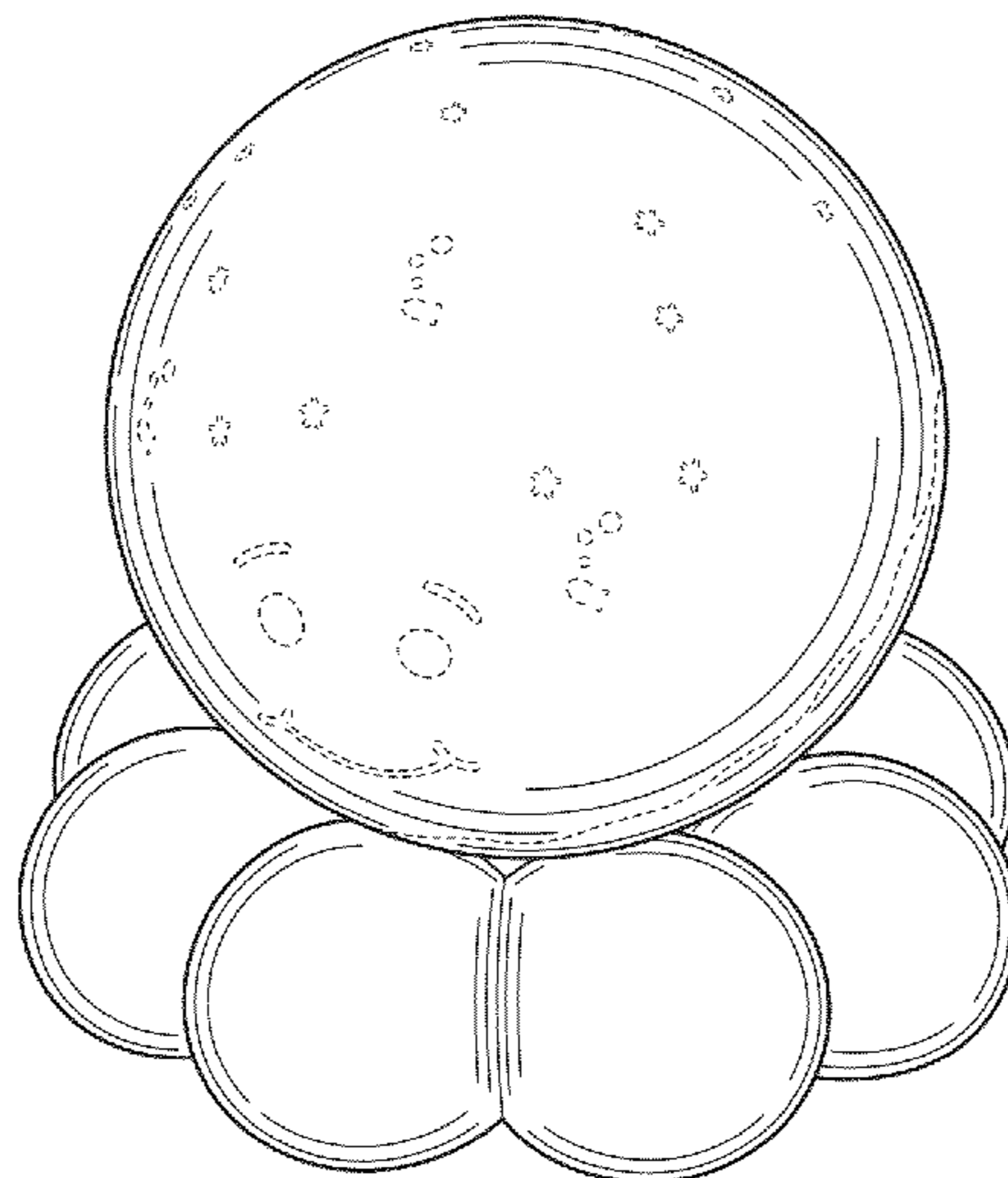
FIG. 6 is a top plan view of the embodiment of FIG. 1; and,

FIG. 7 is a bottom plan view of the embodiment of FIG. 1.

Surface shading is used to shade FIGS. 1-7 to show clearly the character and contour of all surfaces of the 3-dimensional aspects of the design and form a part of the design sought to be protected. It being understood that any broken line illustrations in the drawings are for illustrative purposes only and form no part of the claimed design.

See application file for complete search history.

1 Claim, 2 Drawing Sheets



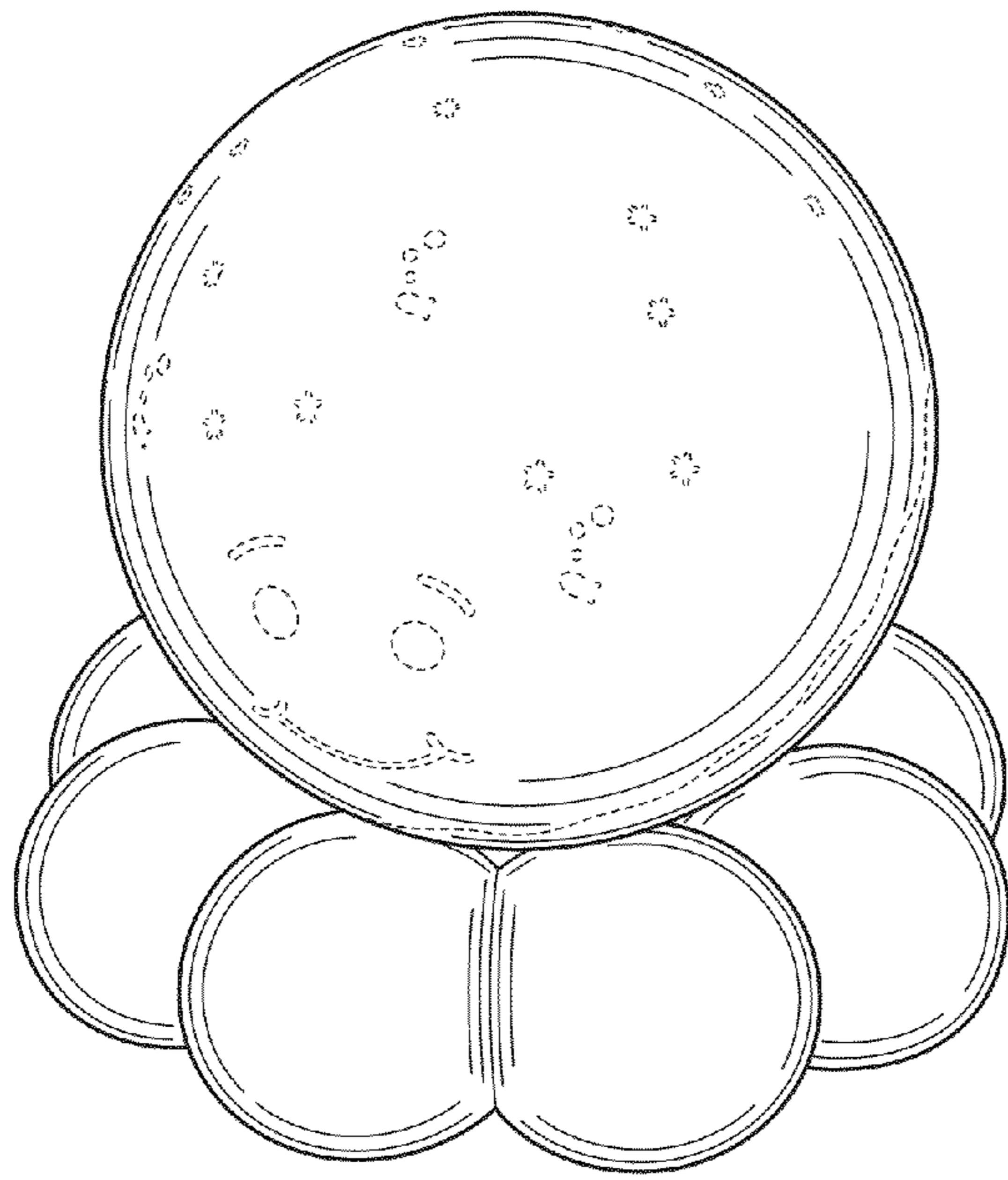


FIG. 1




FIG. 2

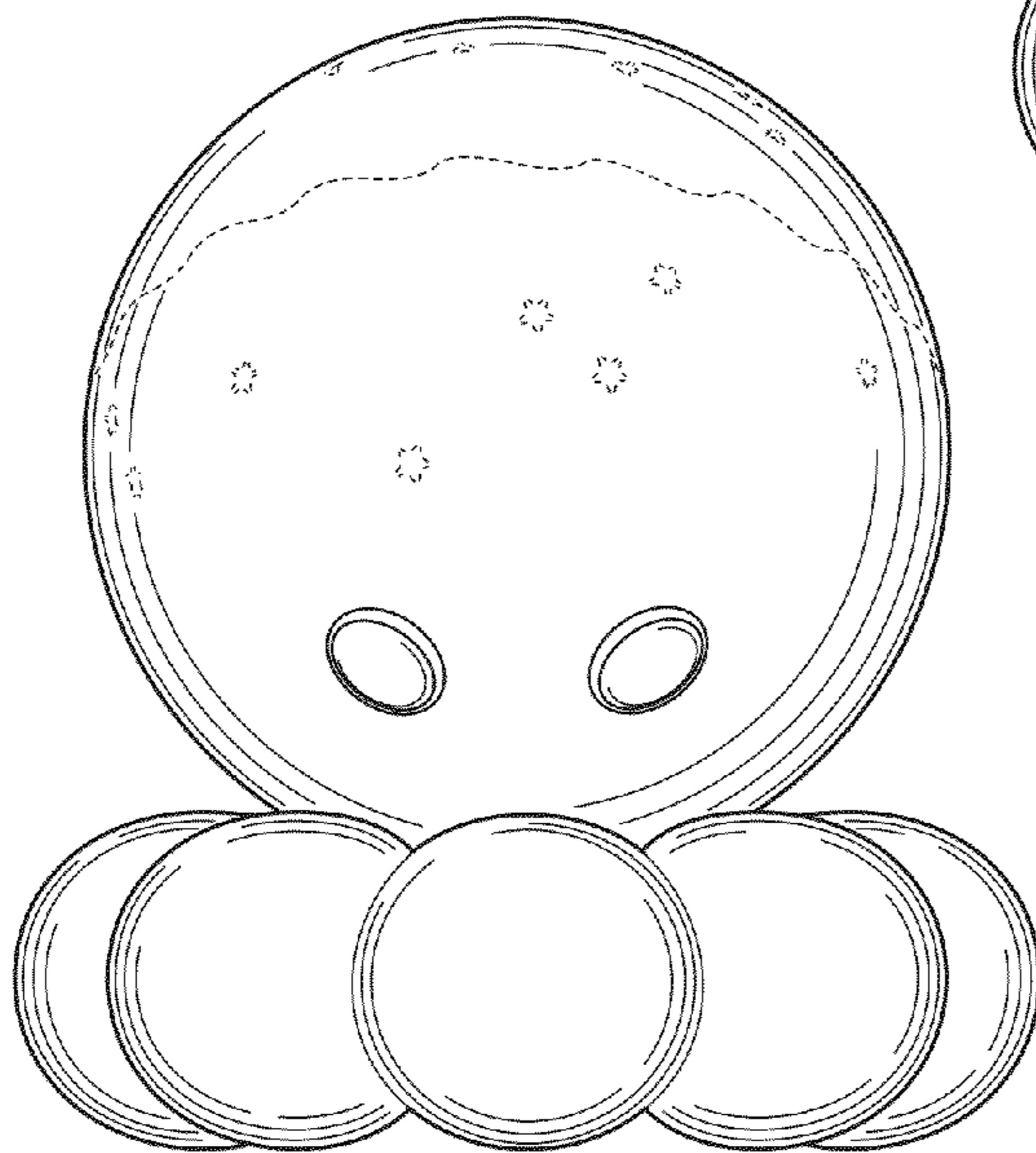


FIG. 3

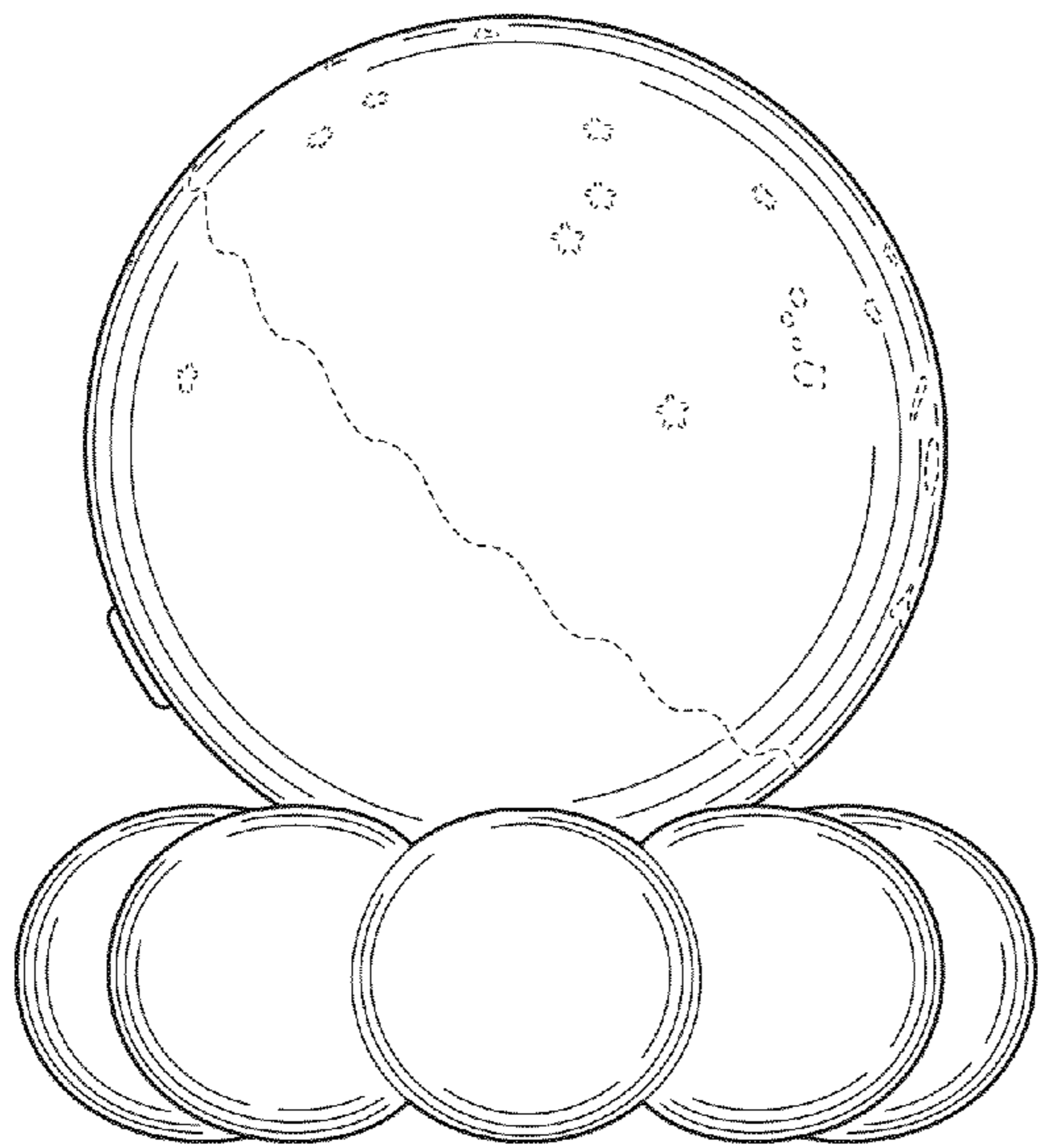


FIG. 4

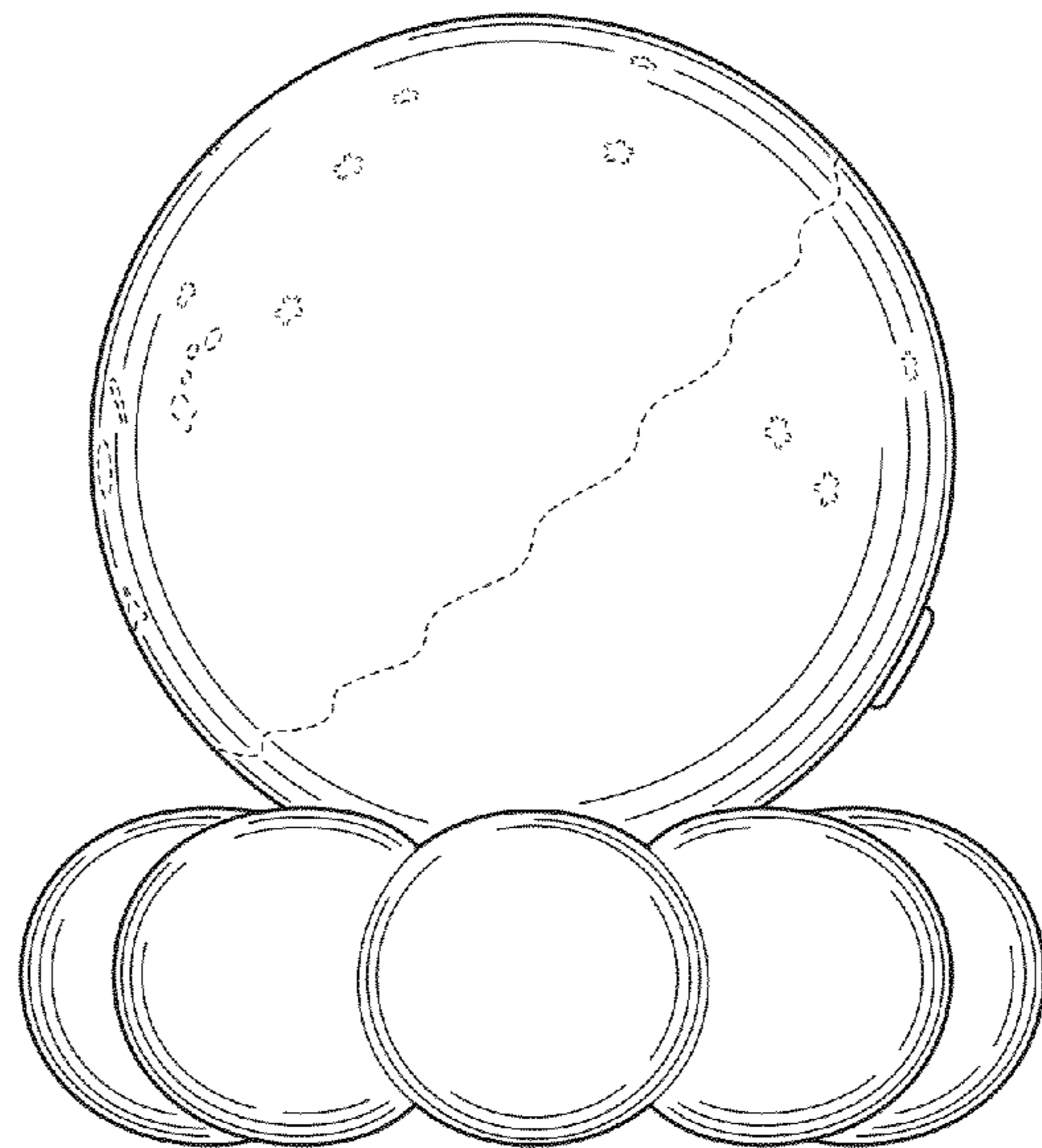


FIG. 5

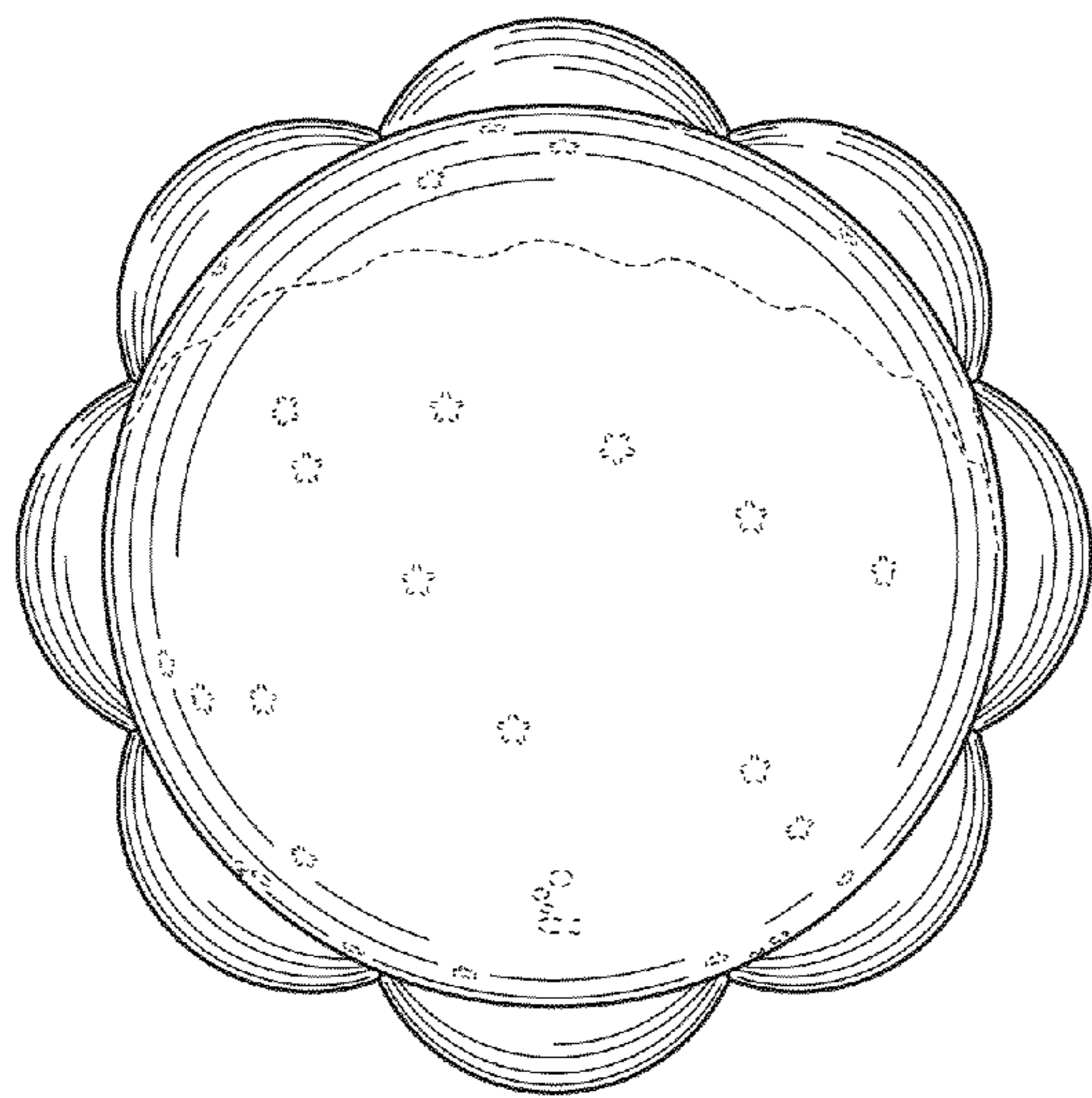


FIG. 6

FIG. 7

