



US00D747512S

(12) **United States Design Patent**
Lai

(10) **Patent No.:** **US D747,512 S**
(45) **Date of Patent:** **** Jan. 12, 2016**

(54) **EXTERIOR SURFACE CONFIGURATION OF
A VEHICLE HEADLIGHT**

(71) Applicant: **Ching-Tsung Lai**, Tainan (TW)

(72) Inventor: **Ching-Tsung Lai**, Tainan (TW)

(**) Term: **14 Years**

(21) Appl. No.: **29/504,259**

(22) Filed: **Oct. 3, 2014**

(51) **LOC (10) Cl.** **26-06**

(52) **U.S. Cl.**
USPC **D26/28**

(58) **Field of Classification Search**
USPC D26/28-36; 362/459-468, 475-478,
362/485-487
CPC F21S 48/00; F21S 48/10; F21S 48/115;
F21S 48/225; F21S 48/1233; F21S 48/1266;
F21S 48/1388; F21S 48/2268; F21V 21/04
See application file for complete search history.

(56) **References Cited**

U.S. PATENT DOCUMENTS

D538,956 S * 3/2007 Ishii D26/28
D544,614 S * 6/2007 Markefka D26/28

D561,358 S * 2/2008 Tachibana D26/28
D570,007 S * 5/2008 Hsu D26/28
D582,587 S * 12/2008 Yang D26/28
D588,289 S 3/2009 Wagner
D593,232 S * 5/2009 Koman D26/28
D635,694 S * 4/2011 Yang D26/28

* cited by examiner

Primary Examiner — Marcus Jackson

(74) *Attorney, Agent, or Firm* — Alexander Chen, Esq.

(57) **CLAIM**

An ornamental design for an exterior surface configuration of a vehicle headlight, as shown and described.

DESCRIPTION

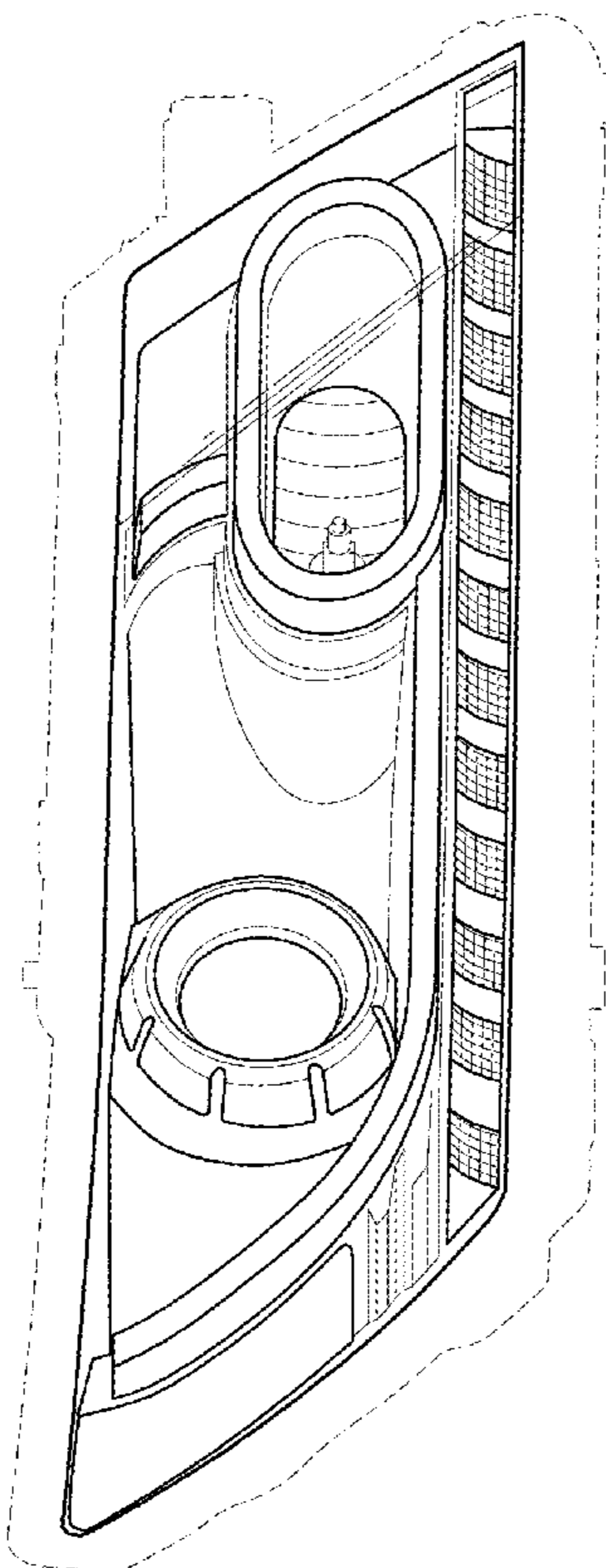
FIG. 1 is a perspective view of an exterior surface configuration of a vehicle headlight. The drawings and descriptions represent the right side embodiment. The design also contemplates a mirror symmetrical embodiment on the opposite side of the vehicle. The dash line included denotes environment and is not part of the claimed design.

FIG. 2 is a front view thereof;

FIG. 3 is a side view thereof; and,

FIG. 4 is a top side view thereof.

1 Claim, 4 Drawing Sheets



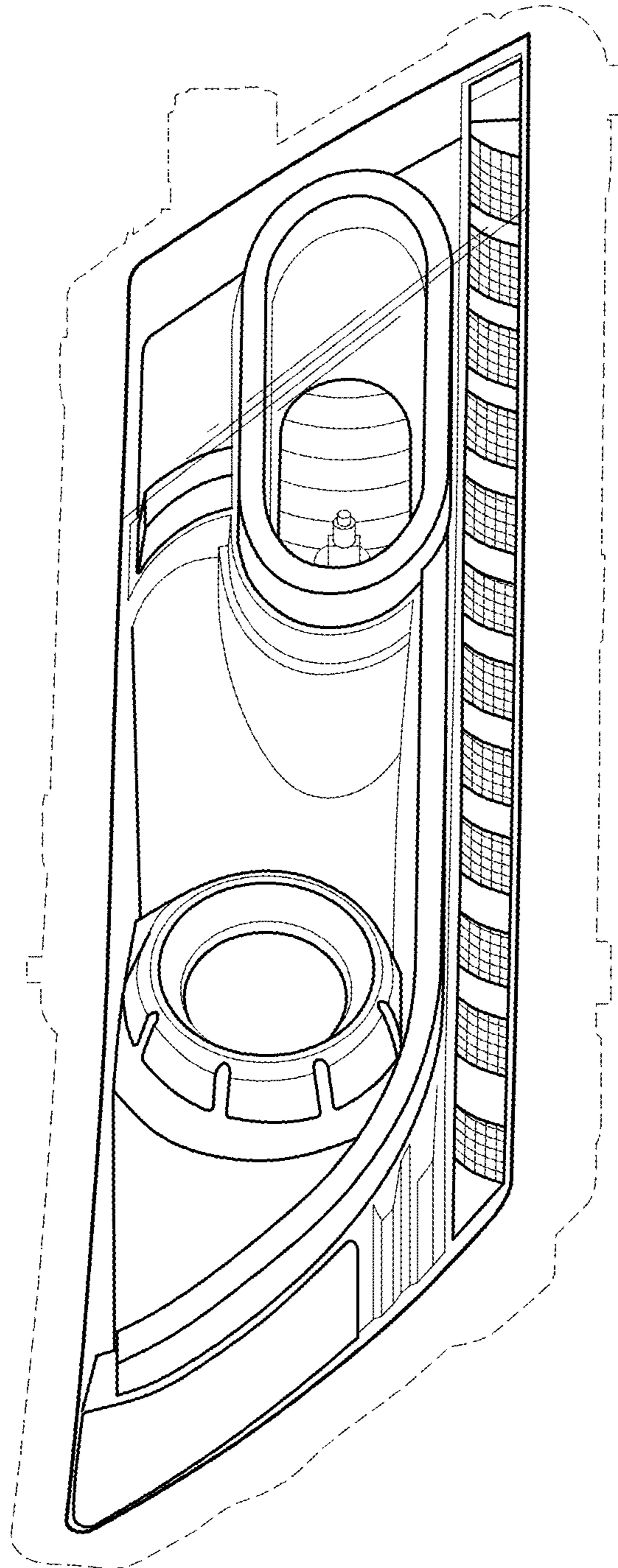


FIG. 1

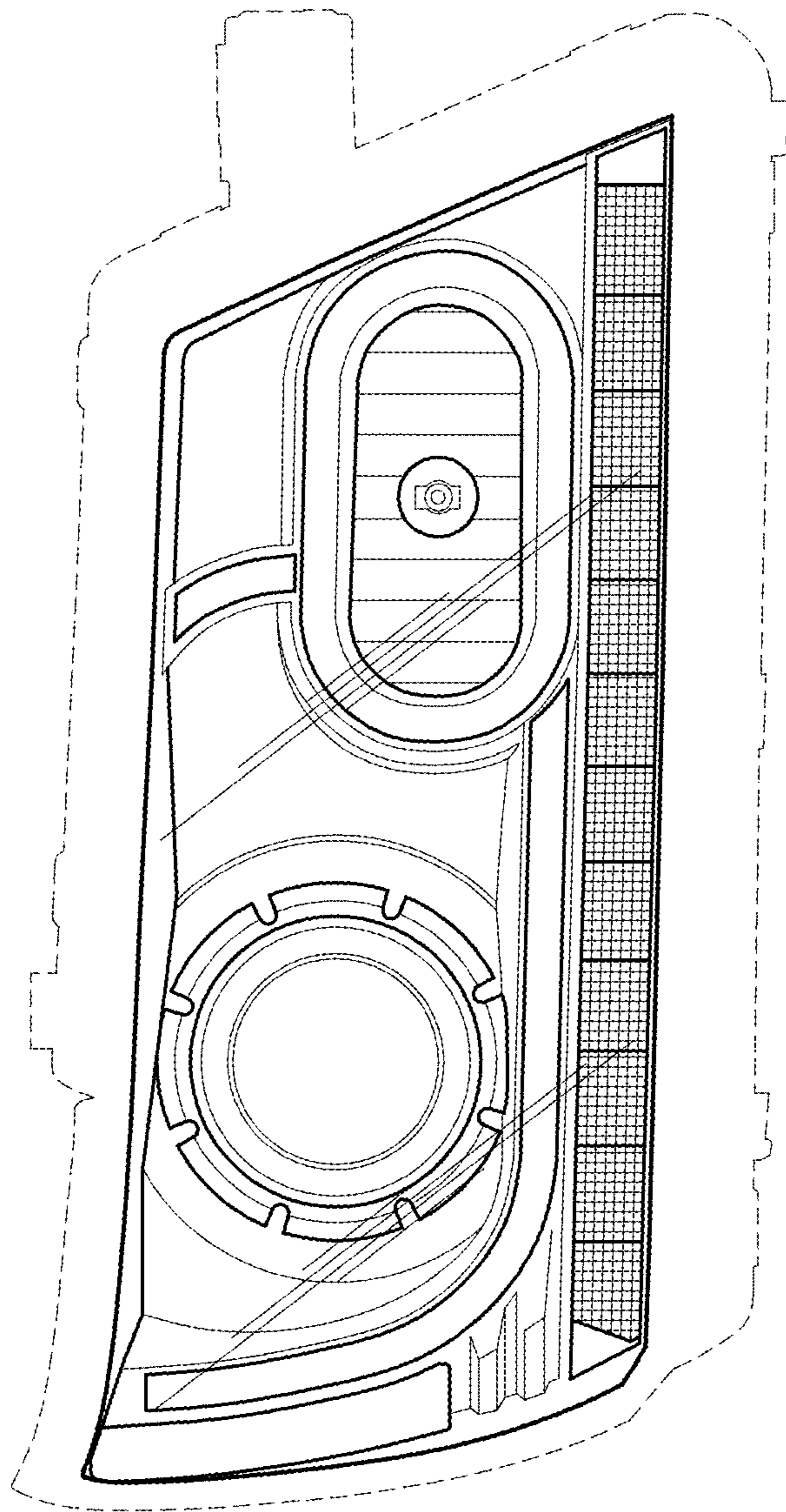


FIG. 2

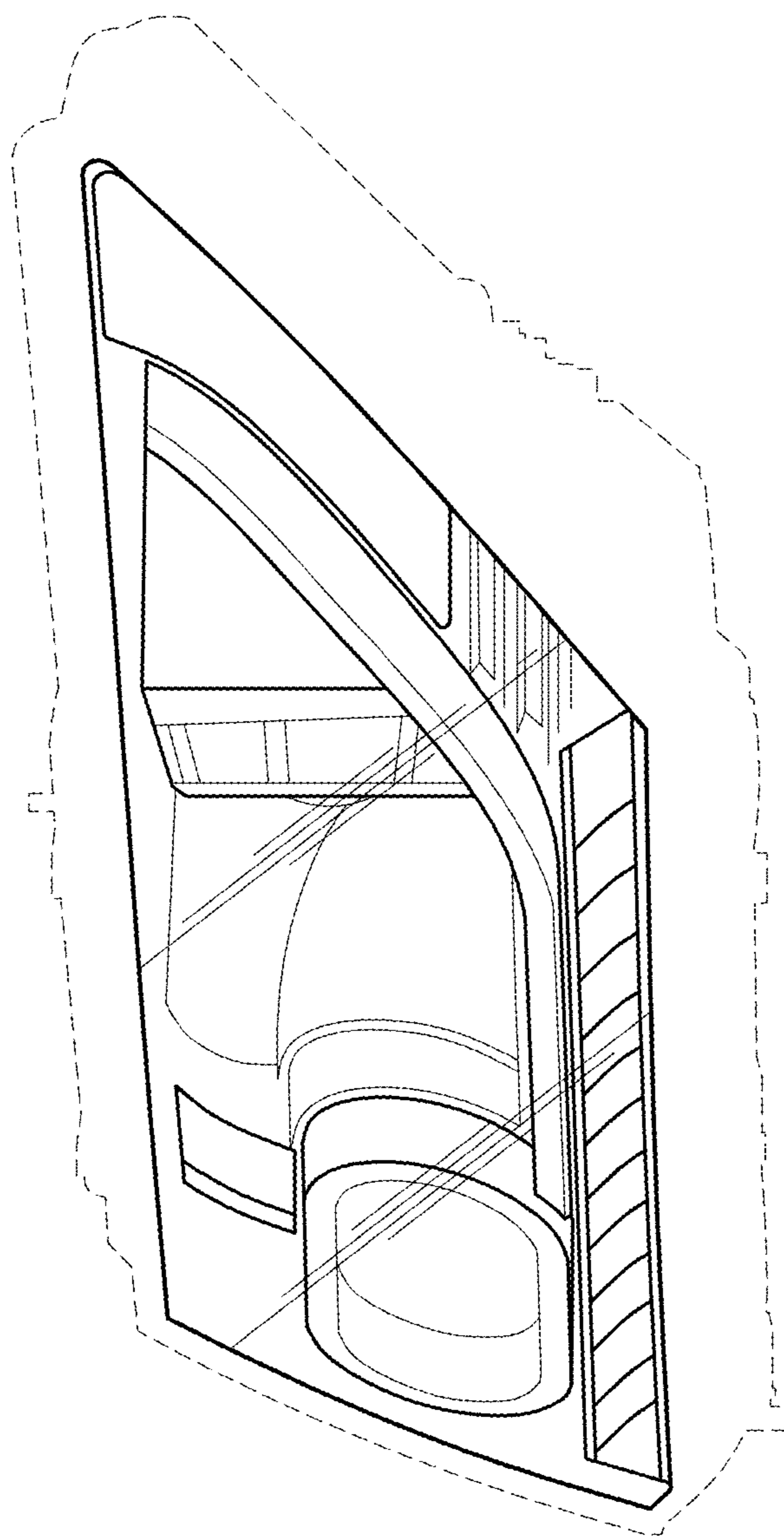


FIG. 3



FIG. 4