



US00D747501S

(12) **United States Design Patent**
Leitch

(10) **Patent No.:** **US D747,501 S**
(45) **Date of Patent:** **** Jan. 12, 2016**

- (54) **SHINGLE**
- (71) Applicant: **Building Materials Investment Corporation, Dallas, TX (US)**
- (72) Inventor: **Olan Leitch, Bakesfield, CA (US)**
- (73) Assignee: **Building Materials Investment Corporation, Dallas, TX (US)**
- (**) Term: **14 Years**
- (21) Appl. No.: **29/490,010**
- (22) Filed: **May 6, 2014**
- (51) **LOC (10) Cl.** **25-01**
- (52) **U.S. Cl.**
USPC **D25/143**
- (58) **Field of Classification Search**
USPC D25/139, 143
CPC E04D 1/00; E04D 1/28; E04D 2001/005;
E04D 2001/3491; E04D 1/26; E04D 7/005;
E04D 3/00; E04D 3/02; E04D 1/04; E04D
1/06; E04D 1/08; E04D 1/12; E04D 1/24;
E04D 2001/3497; E04D 1/265; E04D 1/16;
E04D 1/18; E04D 1/30; E04D 3/35
See application file for complete search history.

D400,982 S	11/1998	Bondoc et al.	
D400,983 S	11/1998	Bondoc et al.	
D406,361 S	3/1999	Bondoc et al.	
D406,362 S	3/1999	Bondoc et al.	
5,939,169 A	8/1999	Bondoc et al.	
D426,002 S	5/2000	Bondoc et al.	
D452,917 S	1/2002	Bondoc et al.	
6,467,235 B2	10/2002	Kalkanoglu et al.	
6,679,020 B2	1/2004	Becker et al.	
6,679,308 B2	1/2004	Becker et al.	
D554,275 S *	10/2007	Sieling	D25/143
7,665,261 B2	2/2010	Elliott et al.	
D641,502 S *	7/2011	Elliott	D25/143
2003/0032356 A1 *	2/2003	Kiik	E04D 1/26 442/327
2005/0204675 A1 *	9/2005	Snyder	E04D 1/26 52/555
2006/0179767 A1 *	8/2006	Miller	E04D 1/26 52/555
2011/0197534 A1 *	8/2011	Belt	E04D 1/26 52/520

* cited by examiner

Primary Examiner — Doris Clark

(74) *Attorney, Agent, or Firm* — Fitzpatrick, Cella, Harper & Scinto

(57) **CLAIM**

The ornamental design for a shingle, as shown and described.

DESCRIPTION


FIG. 1 is a top plan view of a first embodiment of my design; FIG. 2 is a front elevation of the embodiment of FIG. 1; FIG. 3 is a rear elevation of the embodiment of FIG. 1; FIG. 4 is a right side view of the embodiment of FIG. 1; FIG. 5 is a perspective view of the embodiment of FIG. 1; FIG. 6 is top plan view of a second embodiment of my design; FIG. 7 is top plan view of a third embodiment of my design; and, FIG. 8 is top plan view of a fourth embodiment of my design.

1 Claim, 4 Drawing Sheets

(56) **References Cited**

U.S. PATENT DOCUMENTS

1,207,523 A	12/1916	Ford	
2,863,405 A *	12/1958	Leibrook	E04D 1/26 156/247
3,998,685 A	12/1976	Czyzewski et al.	
4,869,942 A	9/1989	Jennus et al.	
5,195,290 A *	3/1993	Hulett	E04D 1/26 52/518
D397,232 S	8/1998	Bondoc et al.	
D400,981 S	11/1998	Bondoc et al.	



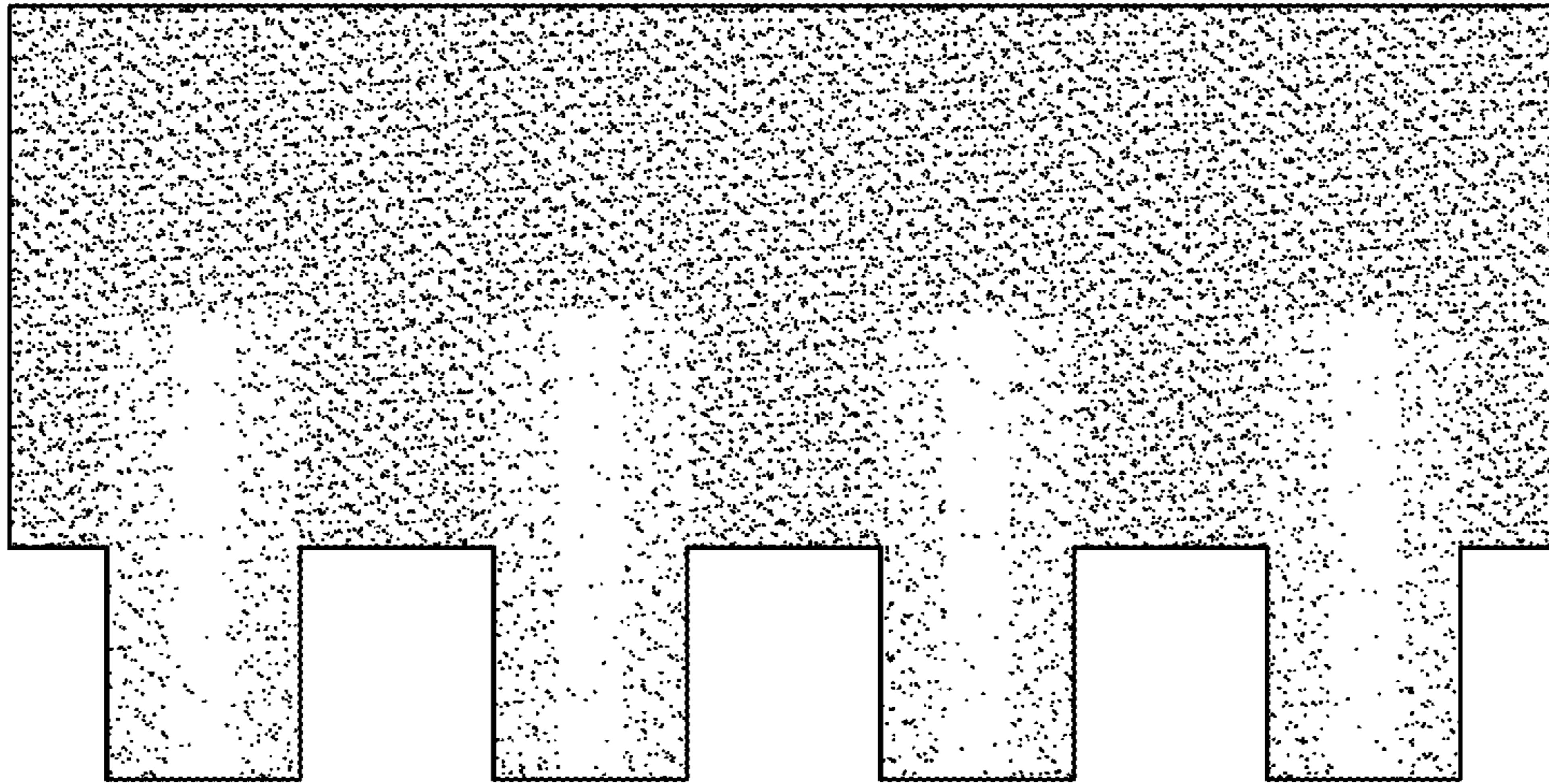


FIG. 1




FIG. 2




FIG. 3



FIG. 4




FIG. 5

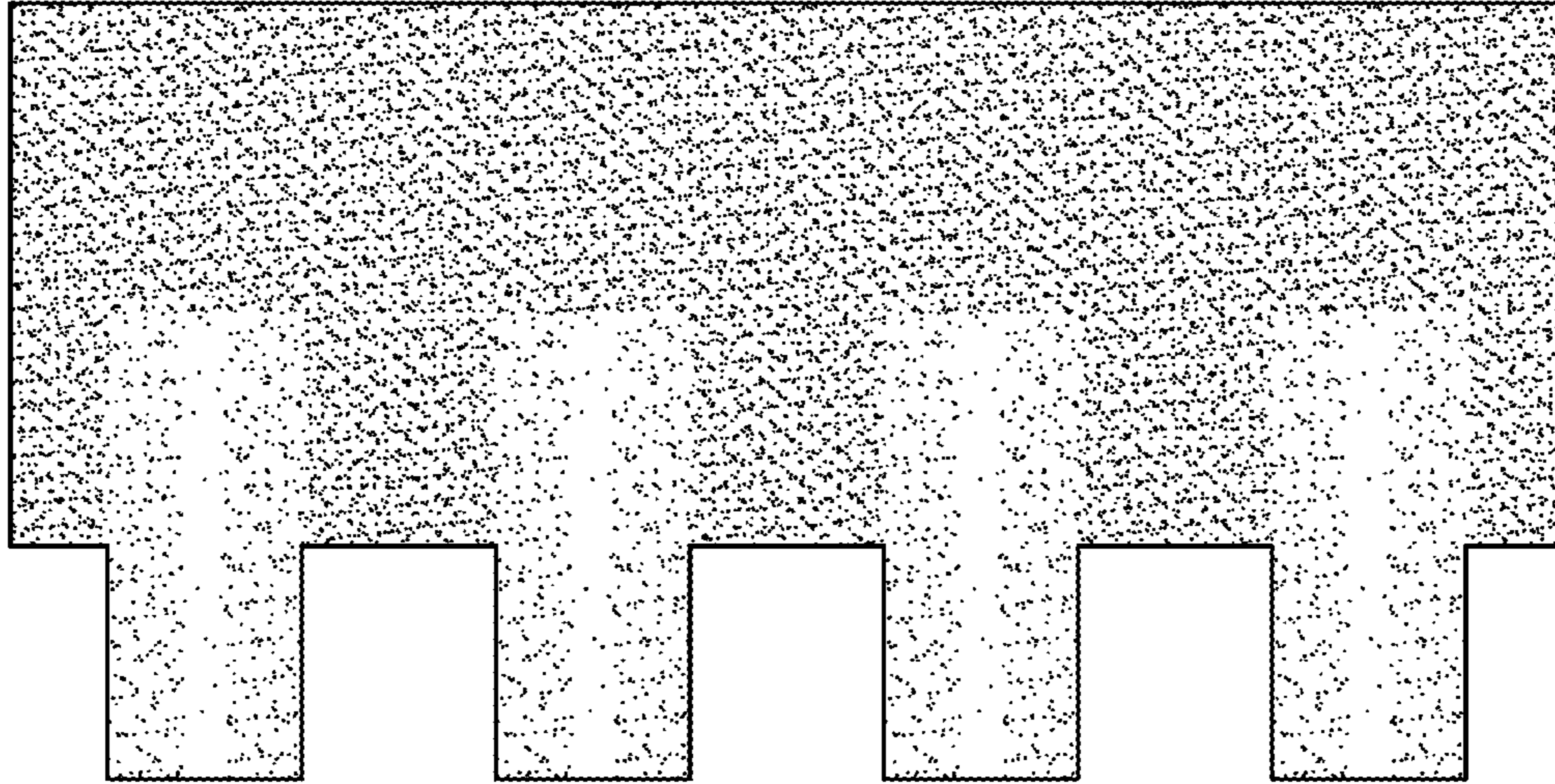


FIG. 6

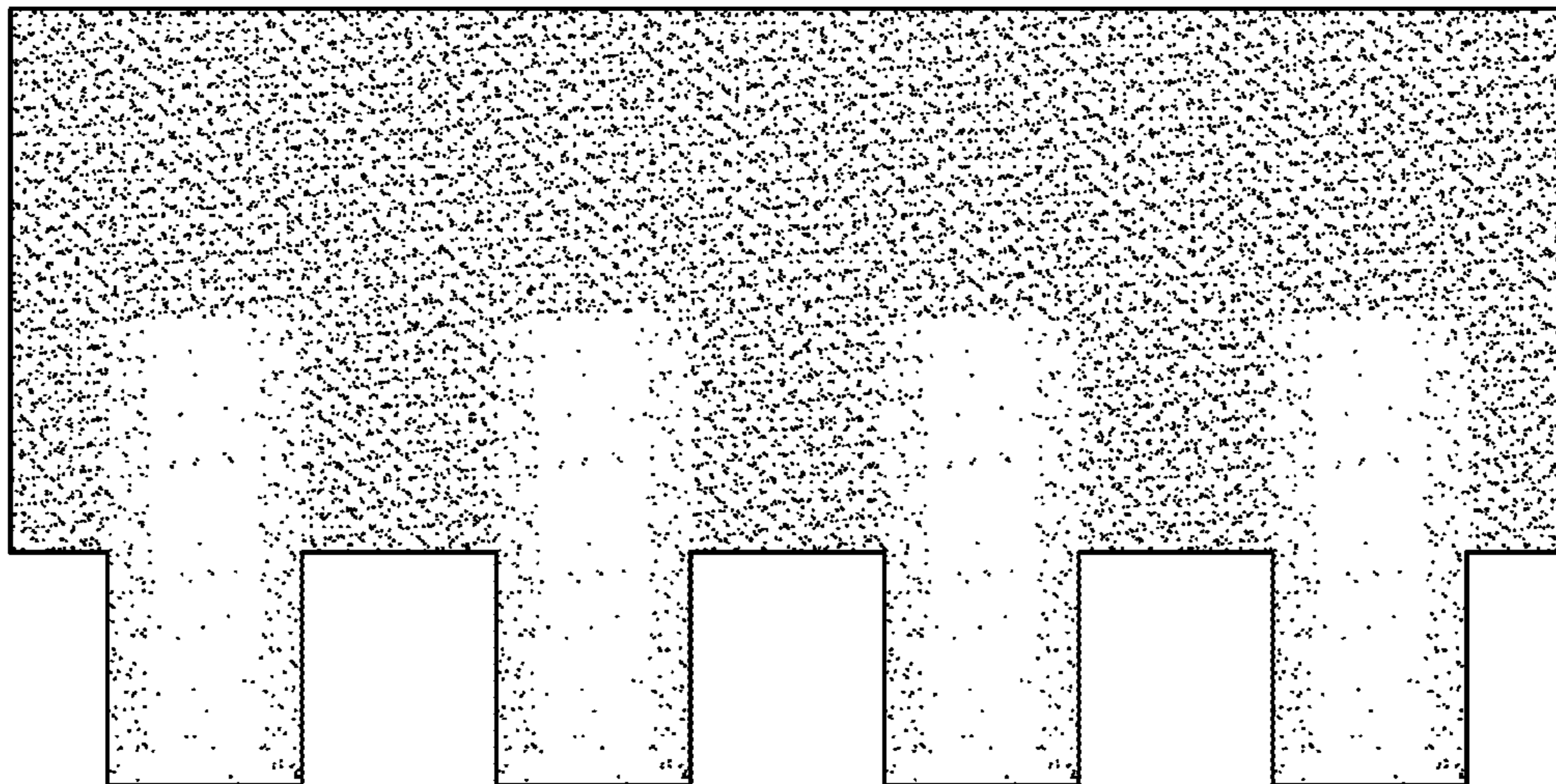


FIG. 7

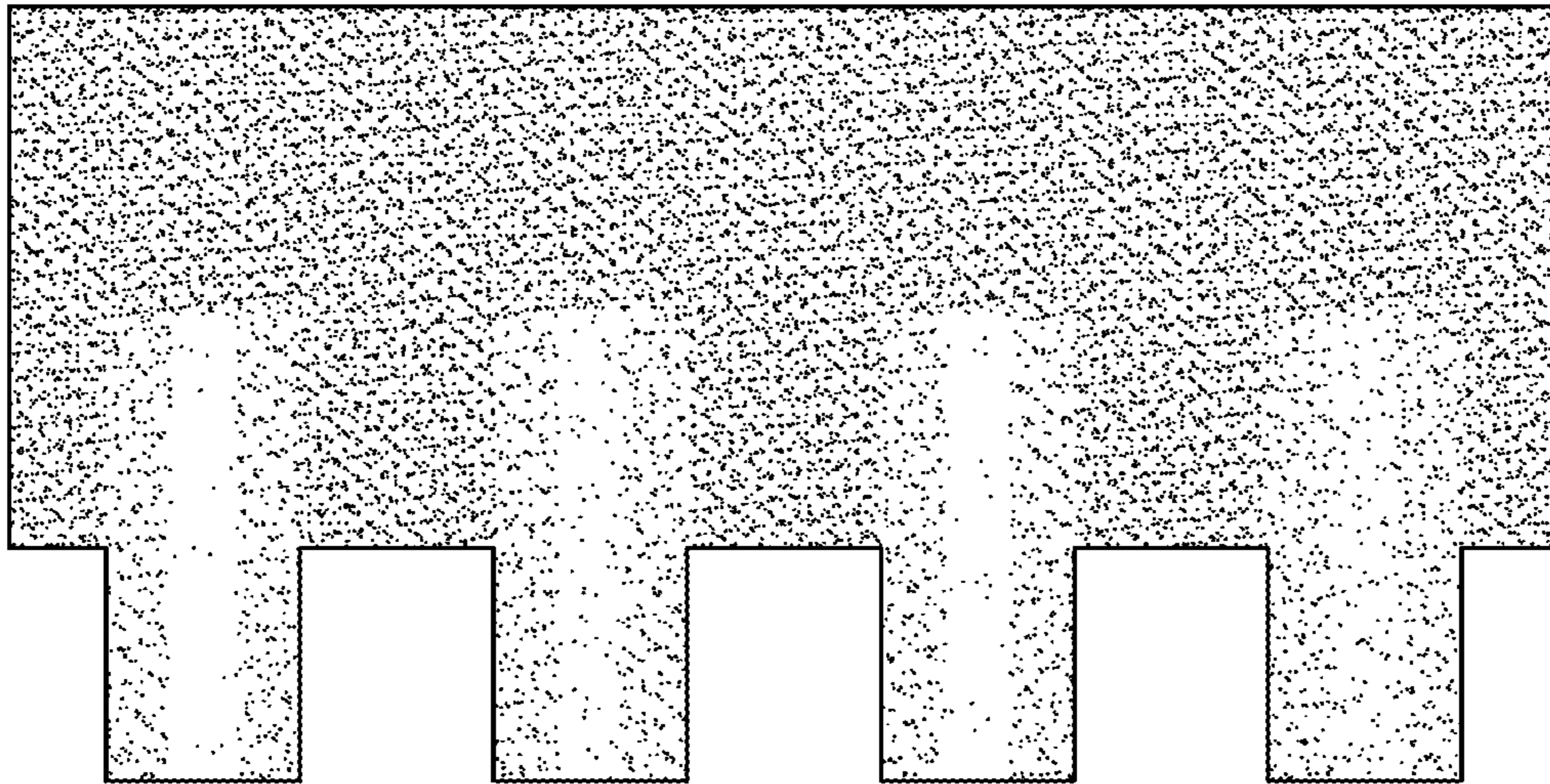


FIG. 8