



US00D747499S

(12) **United States Design Patent**
Riechmann et al.

(10) **Patent No.:** **US D747,499 S**
(45) **Date of Patent:** **** Jan. 12, 2016**

(54) **DOOR**

(71) Applicant: **JELD-WEN, inc.**, Klamath Falls, OR
(US)

(72) Inventors: **Mark E. Riechmann**, Klamath Falls,
OR (US); **Sean R. Broker**, Midland, MI
(US); **Scott S. Hedrick**, Klamath Falls,
OR (US); **Randy G. Cox**, Klamath Falls,
OR (US)

(73) Assignee: **JELD-WEN, inc.**, Klamath Falls, OR
(US)

(**) Term: **14 Years**

(21) Appl. No.: **29/470,324**

(22) Filed: **Oct. 18, 2013**

(51) **LOC (10) Cl.** **25-02**

(52) **U.S. Cl.**
USPC **D25/48.3**

(58) **Field of Classification Search**
USPC D25/48.3; 52/415, 434, 424, 455,
52/309.14; 49/504, DIG. 2
CPC E06B 5/00; E06B 3/7001; E06B 11/02;
E06B 3/70; E06B 3/72
See application file for complete search history.

(56) **References Cited**

U.S. PATENT DOCUMENTS

D526,418 S * 8/2006 Walsh et al. D25/48.3
D562,464 S * 2/2008 Walsh et al. D25/48.3
D607,577 S * 1/2010 Yen D25/48.3

OTHER PUBLICATIONS

Internet Archive, "Building Professionals' Entry and Patio Door Directory," Therma-Tru Doors 2013 Full-Line Catalog, <https://web.archive.org/web/20130811101603/http://thermatru.com/pdfs/Literature/FullLineCatalog.pdf>, pp. 1, 8, 64, 65, 68, 69, 75, and 76, archived Aug. 11, 2013.

Primary Examiner — Doris Clark

(74) *Attorney, Agent, or Firm* — Stoel Rives LLP; Robert R. Teel

(57) **CLAIM**

We claim the ornamental design for a door, as shown and described.

DESCRIPTION

FIG. 1 is an isometric view of a door, according to a first embodiment.

FIG. 2 is a front view of the door of FIG. 1, of which a back view is identical.

FIG. 3 is a top view of the door of FIG. 1, or which a bottom view is identical.

FIG. 4 is a right side view of the door of FIG. 1, of which a left side view is identical.

FIG. 5 is an enlarged fragmentary view taken from a detail of the door of FIGS. 1, 6, 10 and 14.

FIG. 6 is an isometric view of a door, according to a second embodiment.

FIG. 7 is a front view of the door of FIG. 6, of which a back view is identical.

FIG. 8 is a top view of the door of FIG. 6, or which a bottom view is identical.

FIG. 9 is a right side view of the door of FIG. 6, of which a left side view is identical.

FIG. 10 is an isometric view of a door, according to a third embodiment.

FIG. 11 is a front view of the door of FIG. 10, of which a back view is identical.

FIG. 12 is a top view of the door of FIG. 10, or which a bottom view is identical.

FIG. 13 is a right side view of the door of FIG. 10, of which a left side view is identical.

FIG. 14 is an isometric view of a door, according to a fourth embodiment.

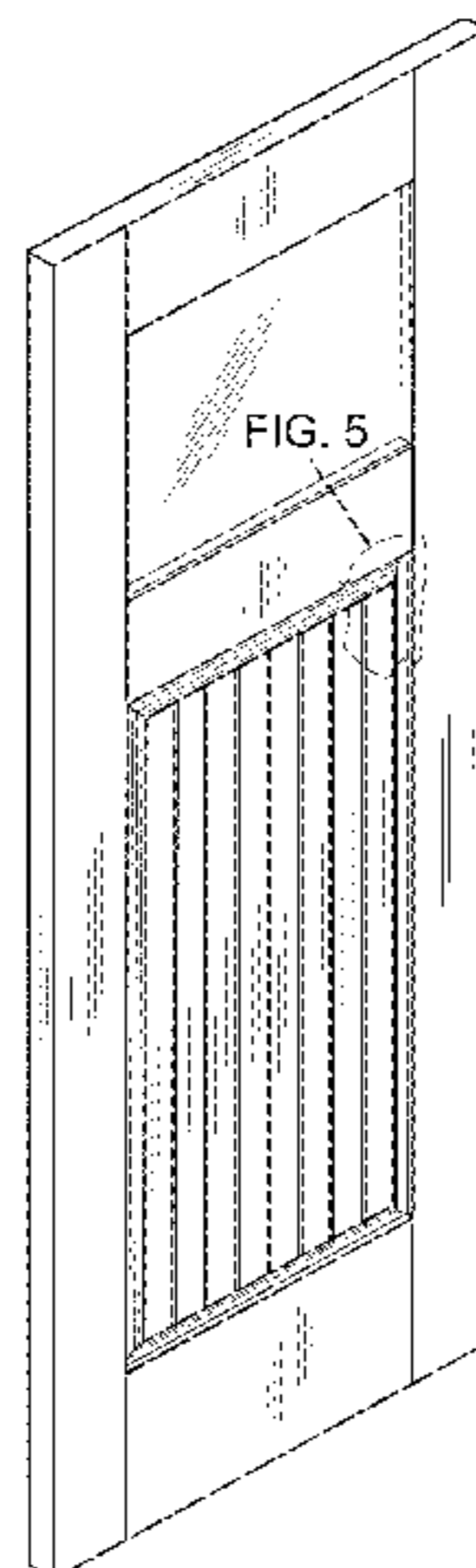
FIG. 15 is a front view of the door of FIG. 14, of which a back view is identical.

FIG. 16 is a top view of the door of FIG. 14, or which a bottom view is identical; and,

FIG. 17 is a right side view of the door of FIG. 14, of which a left side view is identical.

(Continued)

1 Claim, 5 Drawing Sheets



(56)

References Cited

OTHER PUBLICATIONS

Simpson Door Company, "7242—3/0 x 6/8 Customer Layout," <http://www.simpsondoor.com/artwork-detail-drawings/detail-drawings/D-7242-300-608-0700.pdf>, dated Sep. 15, 2009.

Simpson Door Company, "Artwork Detail Drawings, Cross Sections, SD-0700-023," <http://www.simpsondoor.com/artwork-detail-drawings/cross-sections/SD-0700-023.gif>, visited Aug. 13, 2015.

Simpson Door Company, "Artwork Detail Drawings, Cross Sections, SD-0700-009," <http://www.simpsondoor.com/artwork-detail-drawings/cross-sections/SD-0700-009.gif>, visited Aug. 13, 2015.

Flickr, "#7211 | Shown in Fir, Sidelight," Simpson Doormagination Photo, <https://www.flickr.com/photos/doormagination/9295069734/>, dated Jul. 15, 2013.

Riechmann, et al., U.S. Appl. No. 29/470,000, filed Oct. 16, 2013, titled Door Facing.

* cited by examiner


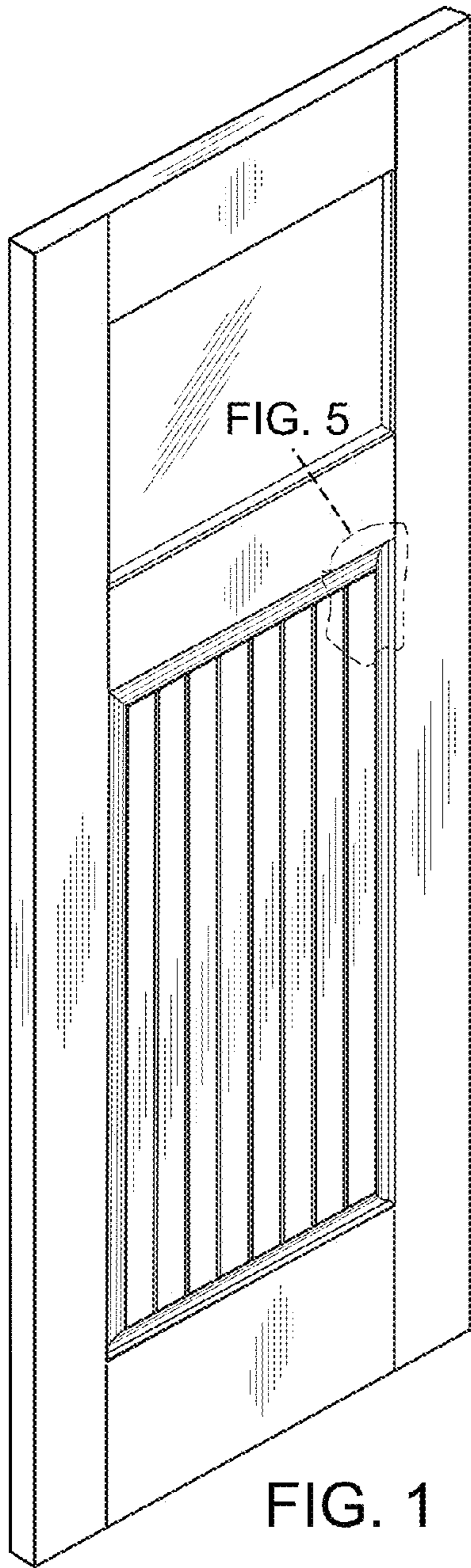


FIG. 3

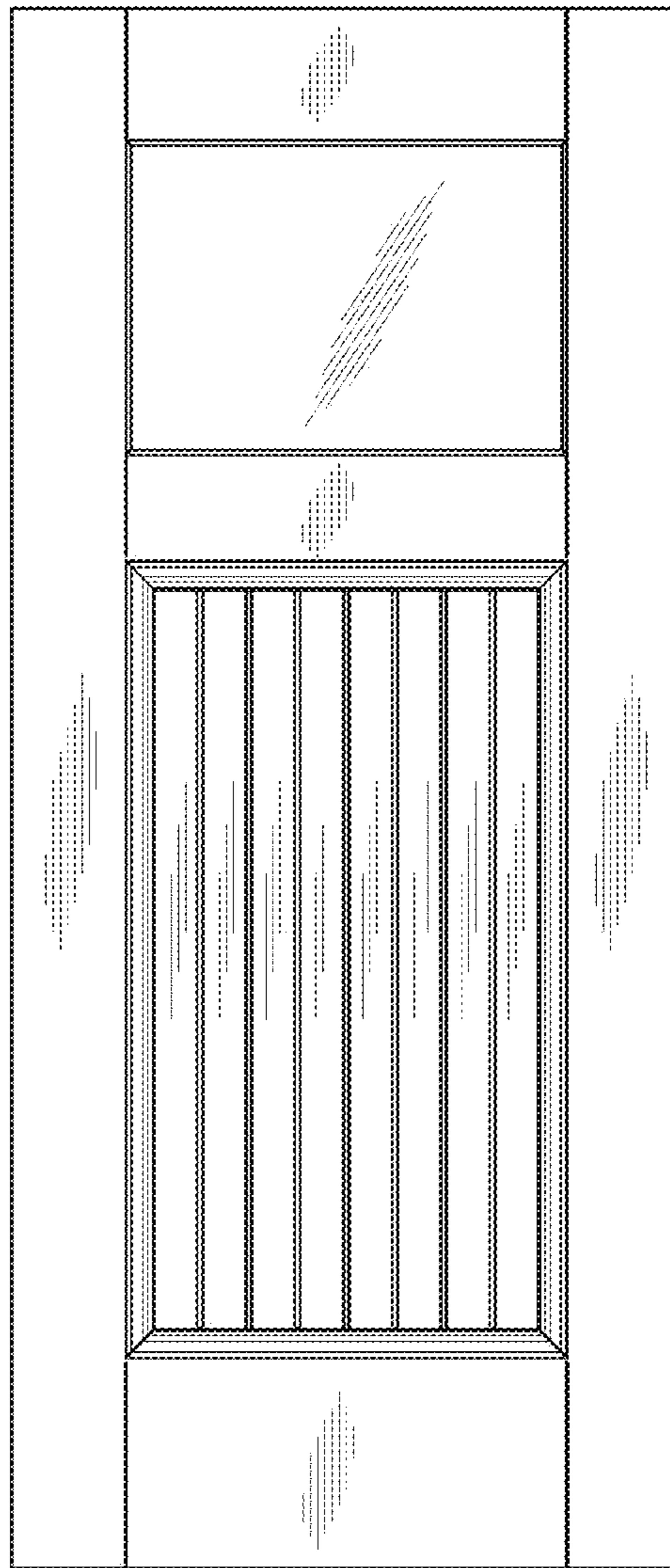


FIG. 2




FIG. 4

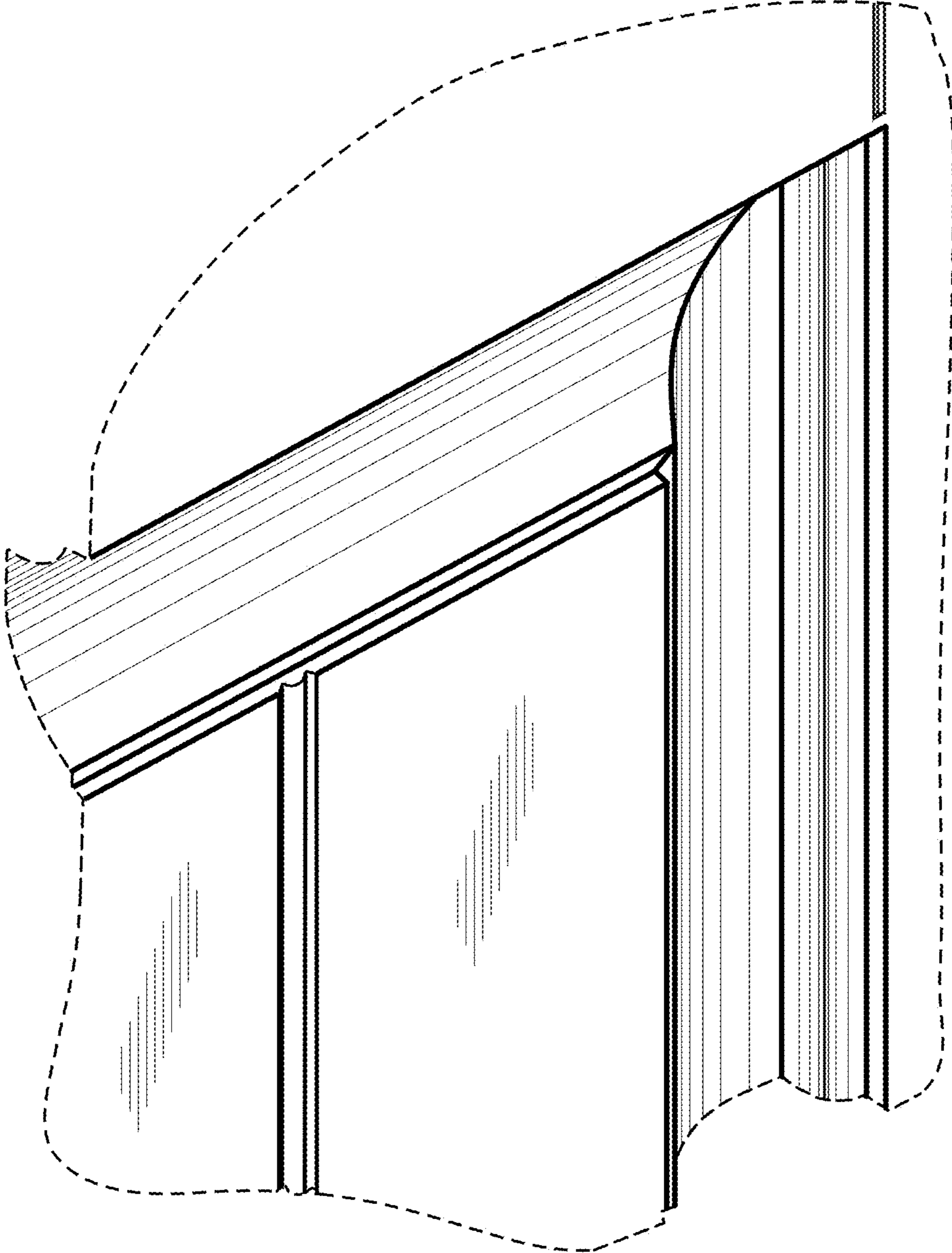


FIG. 5

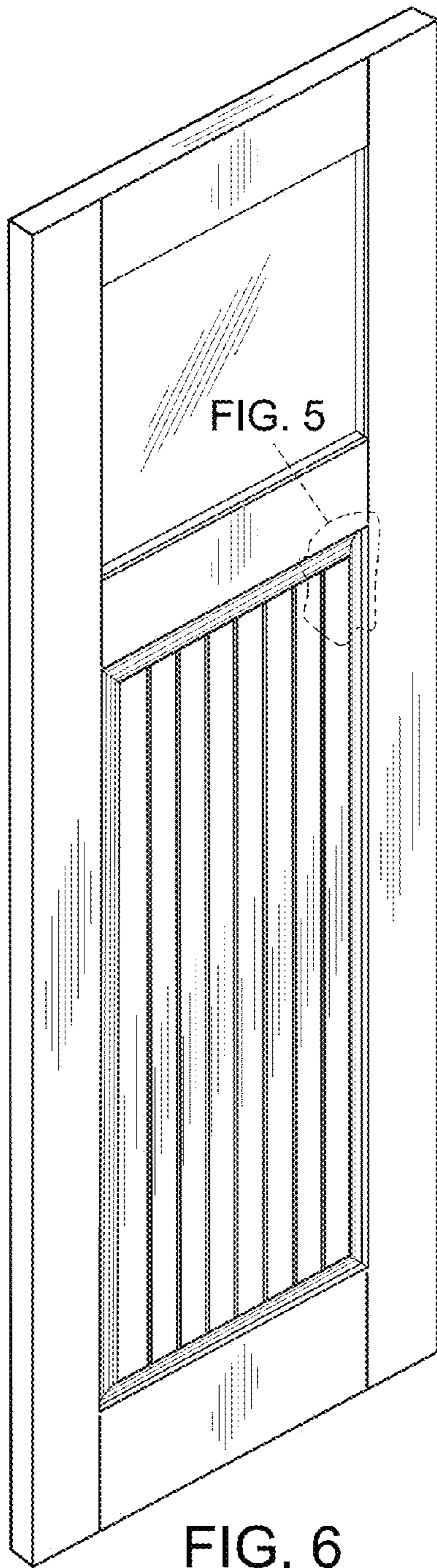


FIG. 5



FIG. 8

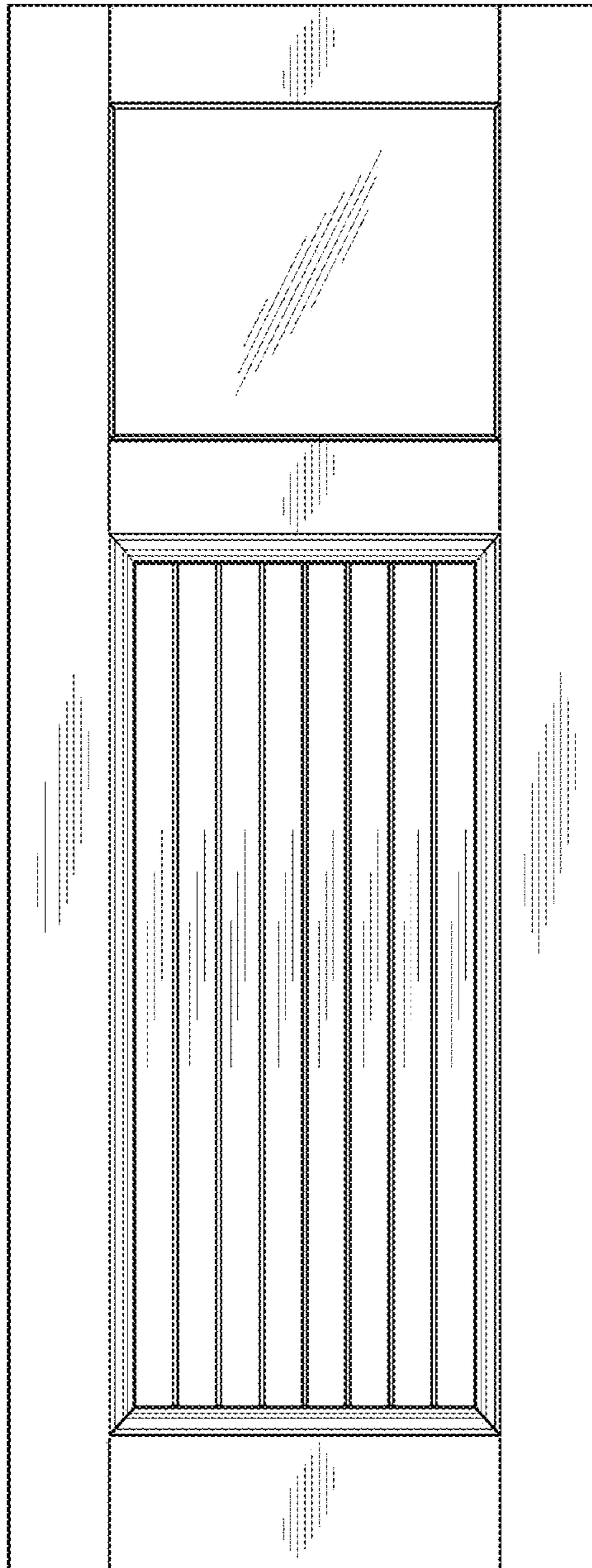


FIG. 7



FIG. 9



FIG. 12

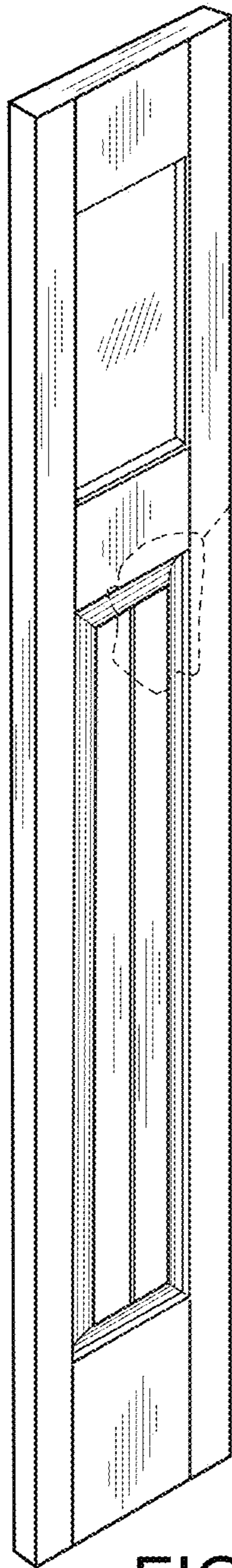


FIG. 10

FIG. 5




FIG. 11



FIG. 13

