



US00D747494S

(12) **United States Design Patent**
Tamsiran

(10) **Patent No.:** **US D747,494 S**
(45) **Date of Patent:** **** Jan. 12, 2016**

- (54) **SLEEP WRISTBAND**
- (75) Inventor: **Rafael Tamsiran**, Hong Kong (HK)
- (73) Assignee: **KONINKLIJKE PHILIPS N.V.**,
Eindhoven (NL)
- (**) Term: **14 Years**
- (21) Appl. No.: **29/413,623**
- (22) Filed: **Feb. 17, 2012**
- (30) **Foreign Application Priority Data**
Aug. 18, 2011 (EM) 001905951-0001
- (51) **LOC (10) Cl.** **24-01**
- (52) **U.S. Cl.**
USPC **D24/186**
- (58) **Field of Classification Search**
USPC D24/140, 158, 165, 167-168, 186-187;
600/26, 384, 391, 393, 500, 503, 499;
607/142, 148, 152; D10/30-32, 38;
368/10
See application file for complete search history.

- (56) **References Cited**
U.S. PATENT DOCUMENTS
D387,685 S * 12/1997 Sugita et al. D10/38
D398,999 S * 9/1998 Maeda et al. D24/165
D403,070 S * 12/1998 Maeda et al. D24/165
D406,346 S * 3/1999 Hirakawa D24/165
D440,163 S * 4/2001 Callis D10/31
D443,362 S * 6/2001 Storp D24/165
D450,849 S * 11/2001 Rantala D24/165
6,314,058 B1 * 11/2001 Lee 600/500

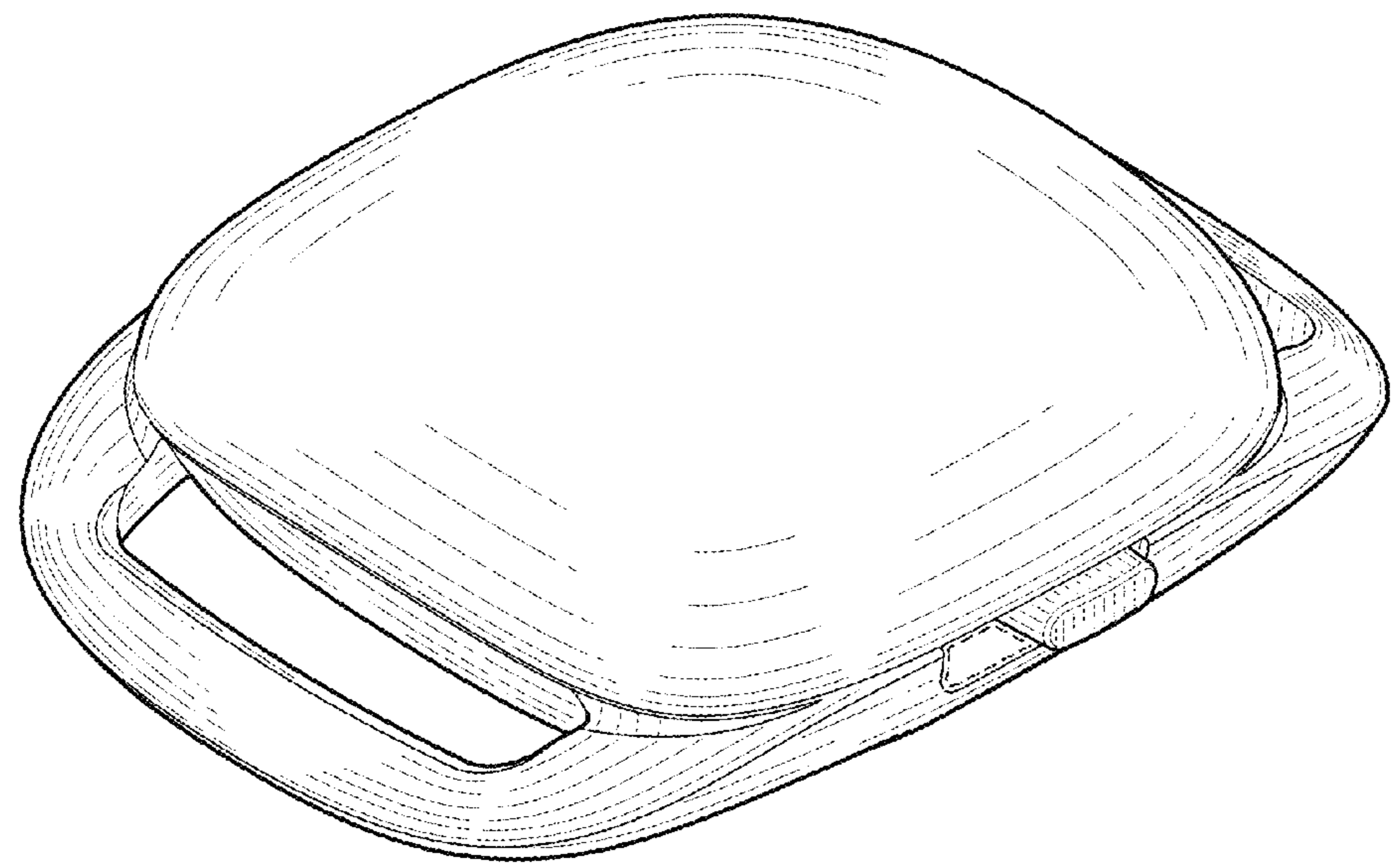
- D452,005 S * 12/2001 Rantala D24/165
- D452,006 S * 12/2001 Komulainen D24/167
- D475,136 S * 5/2003 Taniguchi D24/165
- D475,934 S * 6/2003 Bulgari D10/30
- D492,783 S * 7/2004 Lax D24/167
- 6,982,930 B1 * 1/2006 Hung 600/503
- D540,695 S * 4/2007 Leung D10/32
- D544,377 S * 6/2007 Chodat D10/38
- 7,341,561 B2 * 3/2008 Tanaka et al. 600/499
- D589,375 S * 3/2009 Tang D10/32
- D596,052 S * 7/2009 Gruosi D10/38
- D597,676 S * 8/2009 Copeland et al. D24/187
- D631,552 S * 1/2011 Kasabach et al. D24/186
- D636,686 S * 4/2011 Cobbett et al. D10/38
- D645,968 S * 9/2011 Kasabach et al. D24/186
- D667,126 S * 9/2012 Cho et al. D24/186

* cited by examiner
Primary Examiner — T. Chase Nelson
Assistant Examiner — Mark Cavanna

(57) **CLAIM**
The ornamental design for a sleep wristband, as shown and described.

DESCRIPTION
FIG. 1 is a perspective view showing my design;
FIG. 2 is a front elevational view thereof;
FIG. 3 is a rear elevational view thereof;
FIG. 4 is a right side elevational view thereof;
FIG. 5 is a left side elevational view thereof;
FIG. 6 is a top plan view thereof; and,
FIG. 7 is a bottom plan view thereof.
The broken lines are included for the purpose of illustrating unclaimed portions of the sleep wristband and form no part of the claimed design.

1 Claim, 3 Drawing Sheets



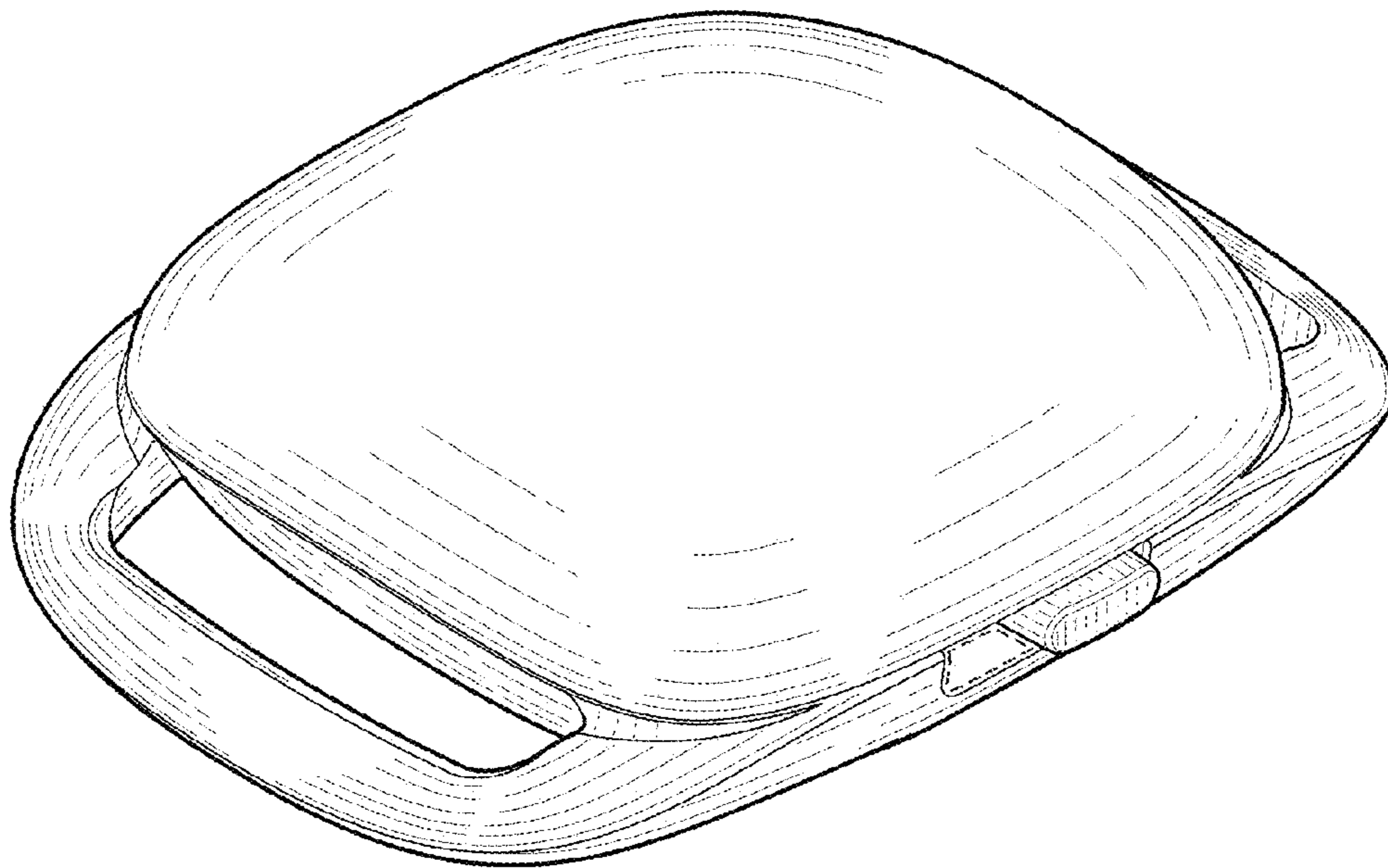


FIG. 1

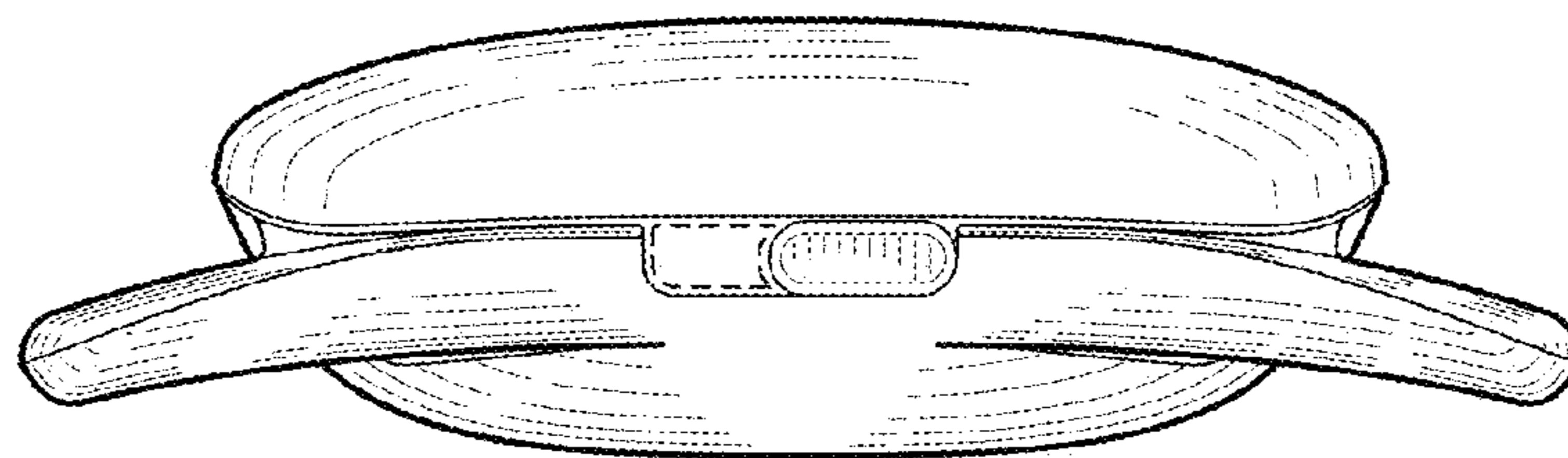


FIG. 2

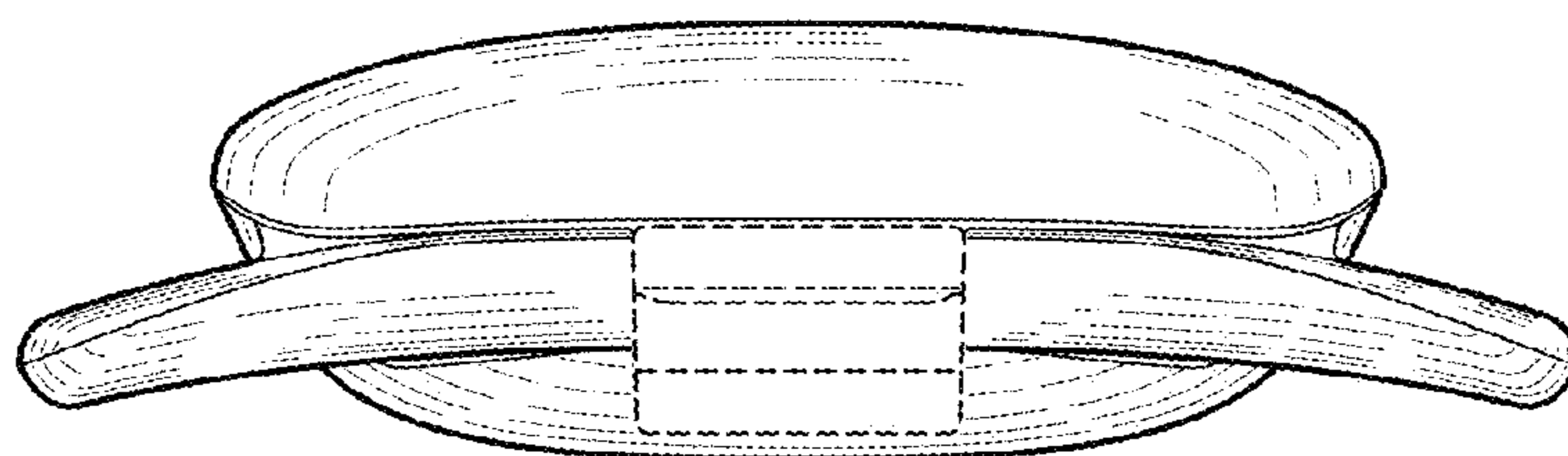


FIG. 3



FIG. 4



FIG. 5

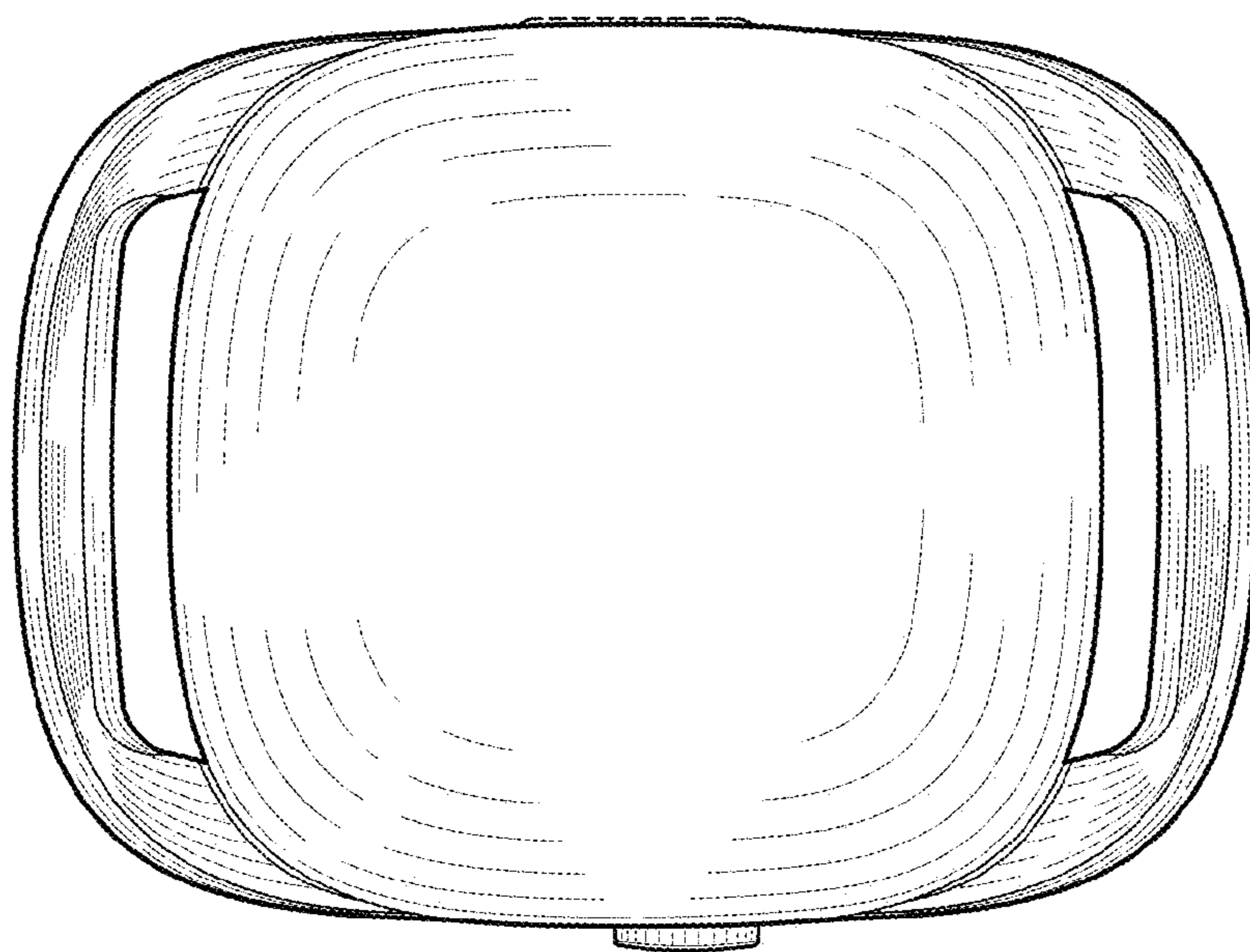


FIG. 6

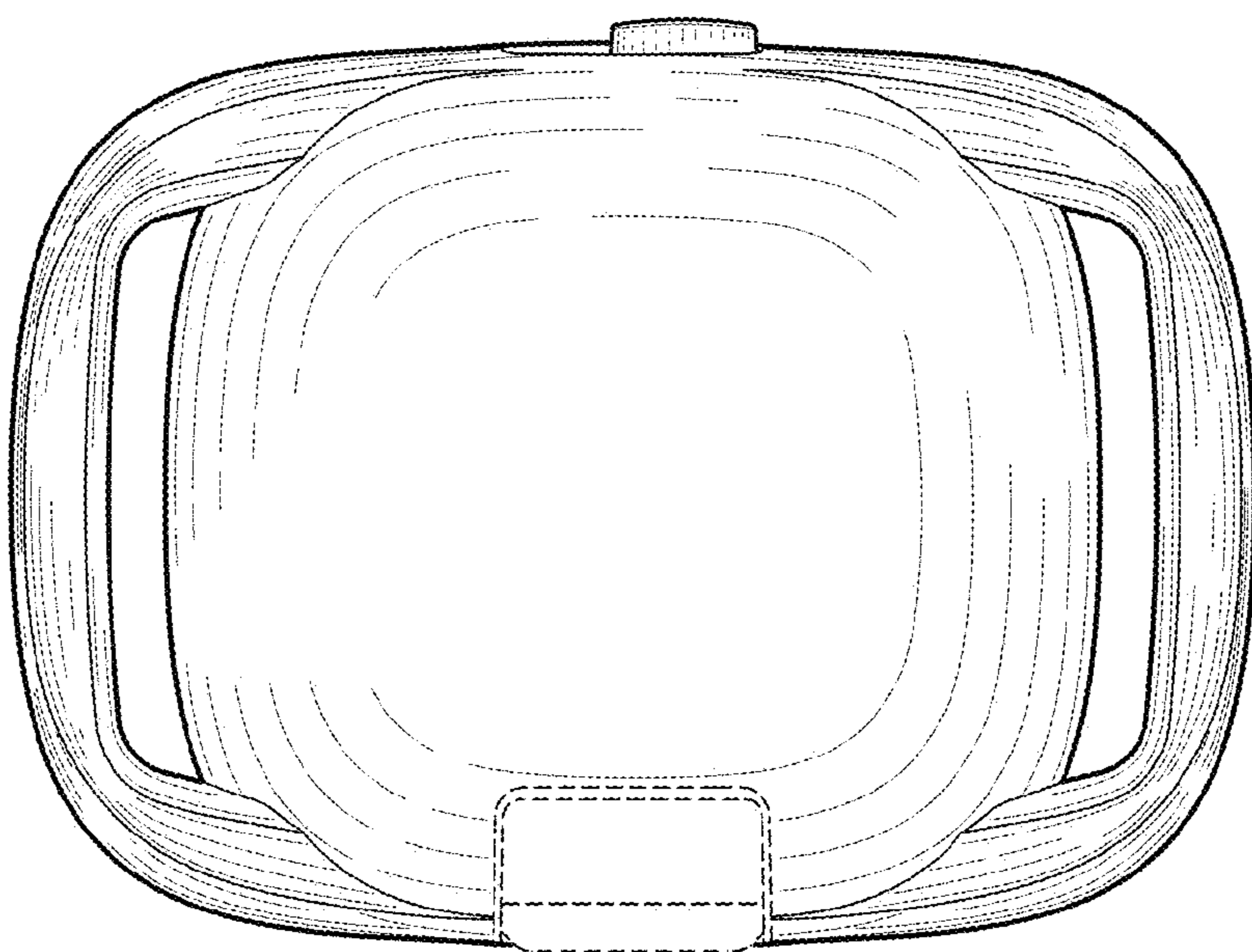


FIG. 7