



US00D747478S

(12) **United States Design Patent**
Brunner et al.

(10) **Patent No.:** **US D747,478 S**
(45) **Date of Patent:** **** *Jan. 12, 2016**

(54) **NASAL DILATOR**

FOREIGN PATENT DOCUMENTS

(71) Applicant: **GlaxoSmithKline, LLC**, Philadelphia, PA (US)
(72) Inventors: **Jeffrey S. Brunner**, Parsippany, NJ (US); **Gustav R. Fenton**, Parsippany, NJ (US); **Snigdha Mishra**, Parsippany, NJ (US)

EP 0842646 5/1998
WO WO99/22678 5/1999
WO WO2005/020845 2/2009
WO 001220826-0001 * 8/2010
WO 001220826-0002 * 8/2010
WO 001220826-0003 * 8/2010
WO 001220826-0004 * 8/2010

(73) Assignee: **GlaxoSmithKline, LLC**, Wilmington, DE (US)

U.S. Appl. No. 29/352,627, filed Dec. 23, 2009, Brogden et al.
(Continued)

(*) Notice: This patent is subject to a terminal disclaimer.

Primary Examiner — Bridget L Eland
Assistant Examiner — Lauren McVey

(**) Term: **14 Years**

(74) *Attorney, Agent, or Firm* — Joshua C. Sanders; Theodore R. Furman

(21) Appl. No.: **29/463,722**

(22) Filed: **Feb. 5, 2014**

(57) **CLAIM**

The ornamental design for a nasal dilator, as shown and described.

Related U.S. Application Data

(63) Continuation of application No. 29/432,211, filed on Sep. 14, 2012, now Pat. No. Des. 701,957, and a continuation of application No. 29/398,050, filed on Jul. 26, 2011, now Pat. No. Des. 672,872, and a continuation-in-part of application No. 29/352,646, filed on Dec. 23, 2009, now Pat. No. Des. 644,324.

DESCRIPTION

FIG. 1 is a perspective view of a first embodiment of a nasal dilator showing our new design;
FIG. 2 is a top view thereof;
FIG. 3 is a bottom view thereof;
FIG. 4 is a first side elevational view thereof;
FIG. 5 is a second side elevational view thereof;
FIG. 6 is a first end elevational view thereof, the second end a mirror image thereof;
FIG. 7 is a perspective view of a second embodiment of a nasal dilator showing our new design;
FIG. 8 is a top view thereof;
FIG. 9 is a bottom view thereof;
FIG. 10 is a first side elevational view thereof;
FIG. 11 is a second side elevational view thereof; and,
FIG. 12 is a first end elevational view thereof, the second end a mirror image thereof.

(51) **LOC (10) Cl.** **24-02**

(52) **U.S. Cl.**
USPC **D24/135**

(58) **Field of Classification Search**
USPC D24/133, 135, 136; 606/191-199
CPC A61F 5/08; A61B 17/0057; A61B 1/233;
A61M 29/00; A61M 29/02
See application file for complete search history.

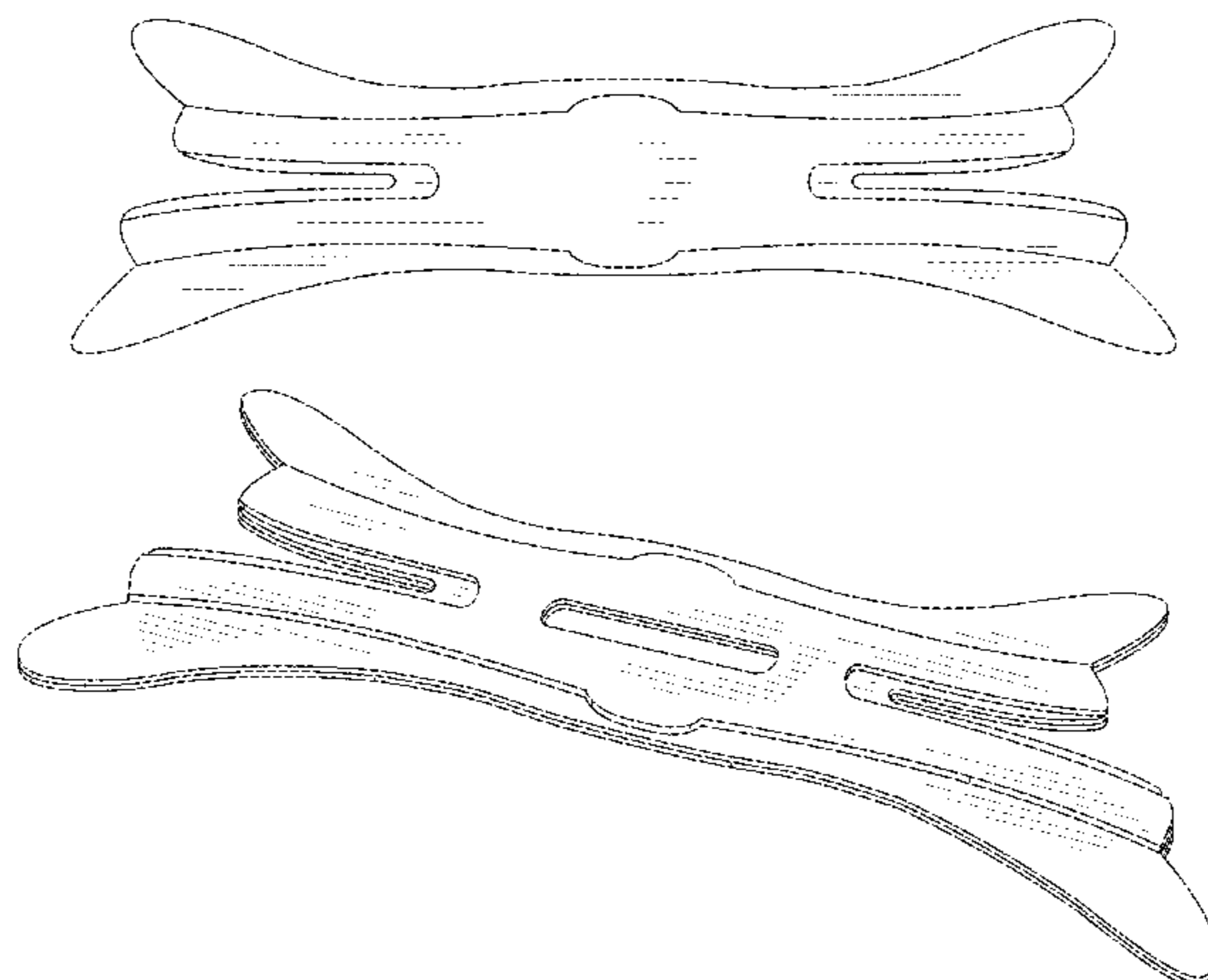
(56) **References Cited**

U.S. PATENT DOCUMENTS

5,533,499 A 7/1996 Johnson
5,533,503 A 7/1996 Doubek et al.

(Continued)

1 Claim, 8 Drawing Sheets



(56)

References Cited

U.S. PATENT DOCUMENTS

5,546,929 A 8/1996 Muchin
 5,611,333 A 3/1997 Johnson
 5,653,224 A 8/1997 Johnson
 5,769,089 A * 6/1998 Hand et al. 128/858
 6,065,470 A 5/2000 Van Cromvoirt et al.
 D430,295 S * 8/2000 Ierulli D24/135
 6,098,616 A 8/2000 Lundy, Jr. et al.
 6,318,362 B1 11/2001 Johnson
 6,453,901 B1 9/2002 Ierulli
 6,631,714 B2 10/2003 Von Duyke et al.
 7,067,710 B1 6/2006 Beaudry
 D639,762 S * 6/2011 Brogden et al. D24/135
 D644,324 S * 8/2011 Brunner et al. D24/135
 D644,325 S * 8/2011 Brunner et al. D24/135
 D651,710 S * 1/2012 Brogden et al. D24/135
 D672,461 S * 12/2012 Brogden et al. D24/135
 D672,872 S * 12/2012 Brunner et al. D24/135

D673,270 S * 12/2012 Brunner et al. D24/135
 D696,400 S * 12/2013 Brogden et al. D24/135
 D701,957 S * 4/2014 Brunner et al. D24/135
 D703,318 S * 4/2014 Brunner et al. D24/135
 D725,772 S * 3/2015 Ierulli D24/135
 D725,773 S * 3/2015 Ierulli et al. D24/135
 2001/0032645 A1 10/2001 Cronk et al.
 2007/0255309 A1 * 11/2007 Guyuron et al. 606/199
 2008/0058858 A1 3/2008 Smith
 2008/0184995 A1 8/2008 Ierulli et al.
 2008/0257341 A1 10/2008 Ierulli
 2009/0234383 A1 9/2009 Ierulli
 2012/0172923 A1 * 7/2012 Fenton et al. 606/204.45
 2012/0209313 A1 * 8/2012 Ierulli 606/204.45

OTHER PUBLICATIONS

U.S. Appl. No. 29/352,630, filed Dec. 23, 2009, Brogden et al.
 U.S. Appl. No. 29/352,649, filed Dec. 23, 2009, Brogden et al.

* cited by examiner

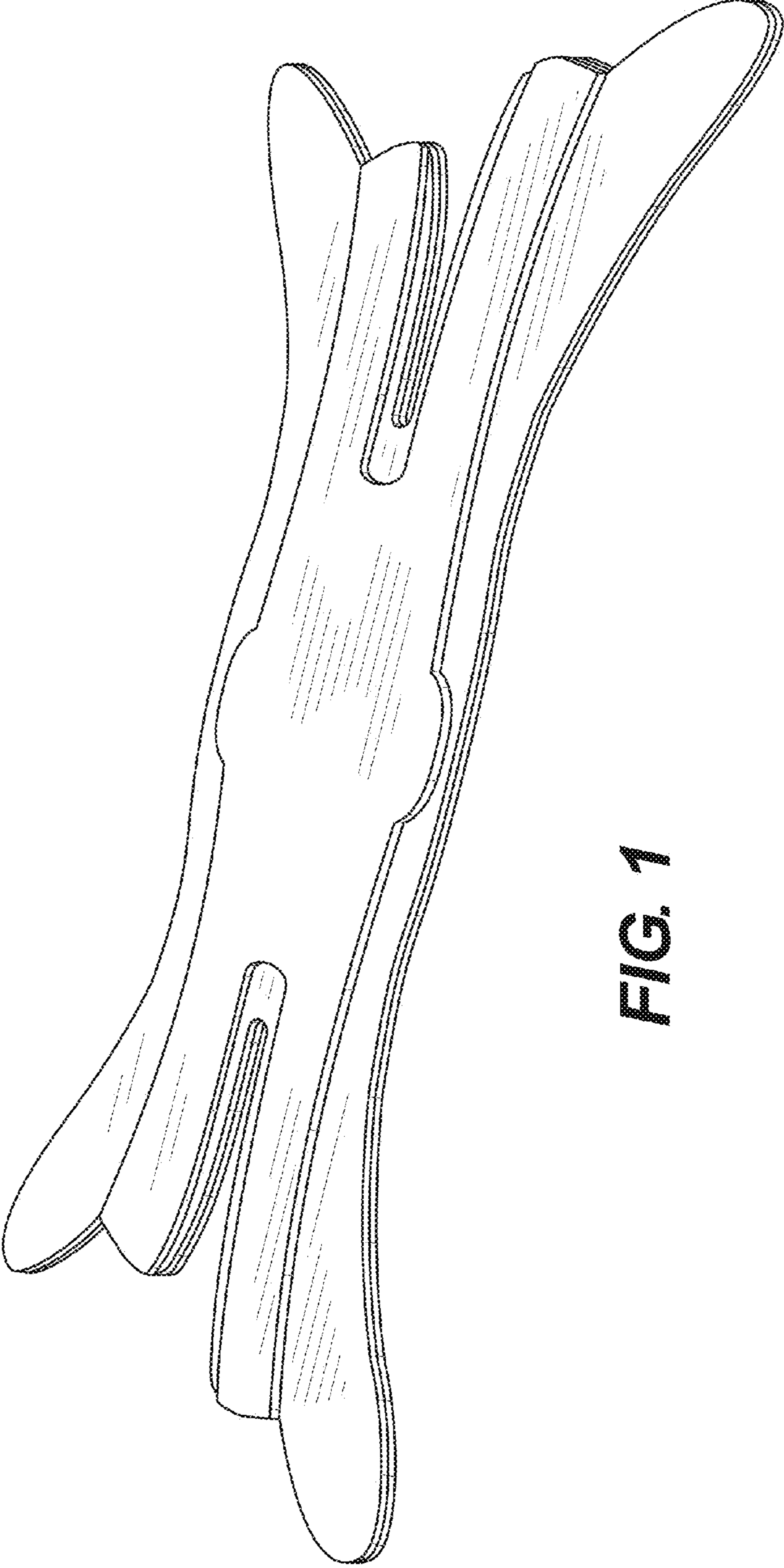


FIG. 1

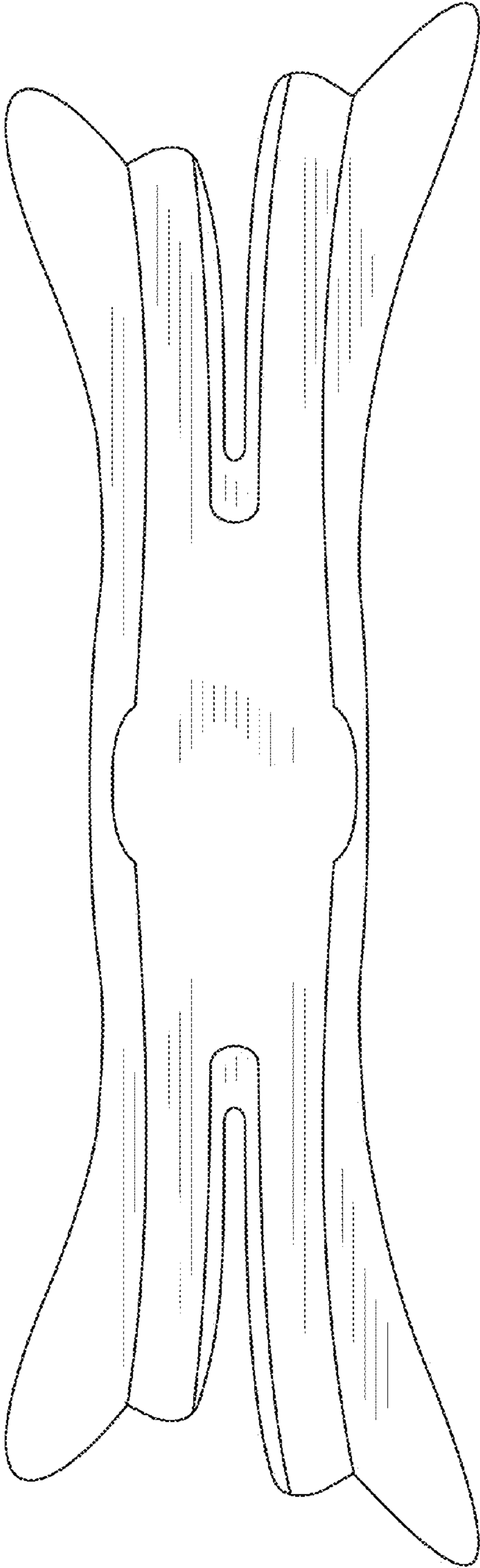


FIG. 2

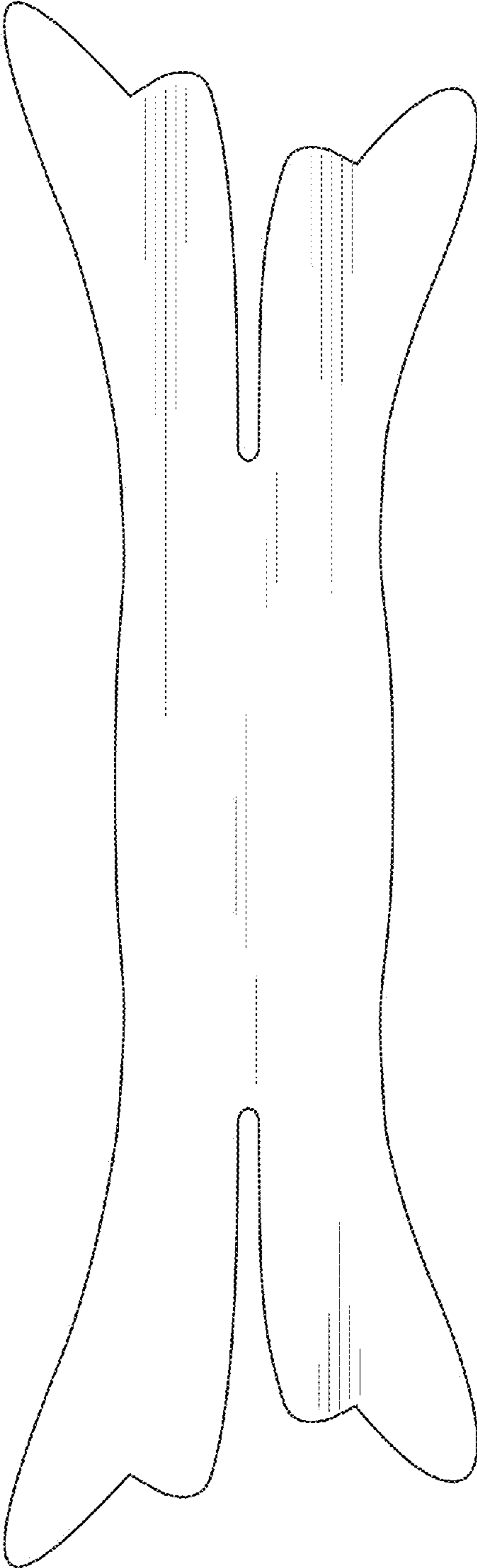


FIG. 3




FIG. 4

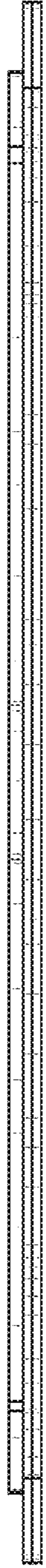


FIG. 5



FIG. 6

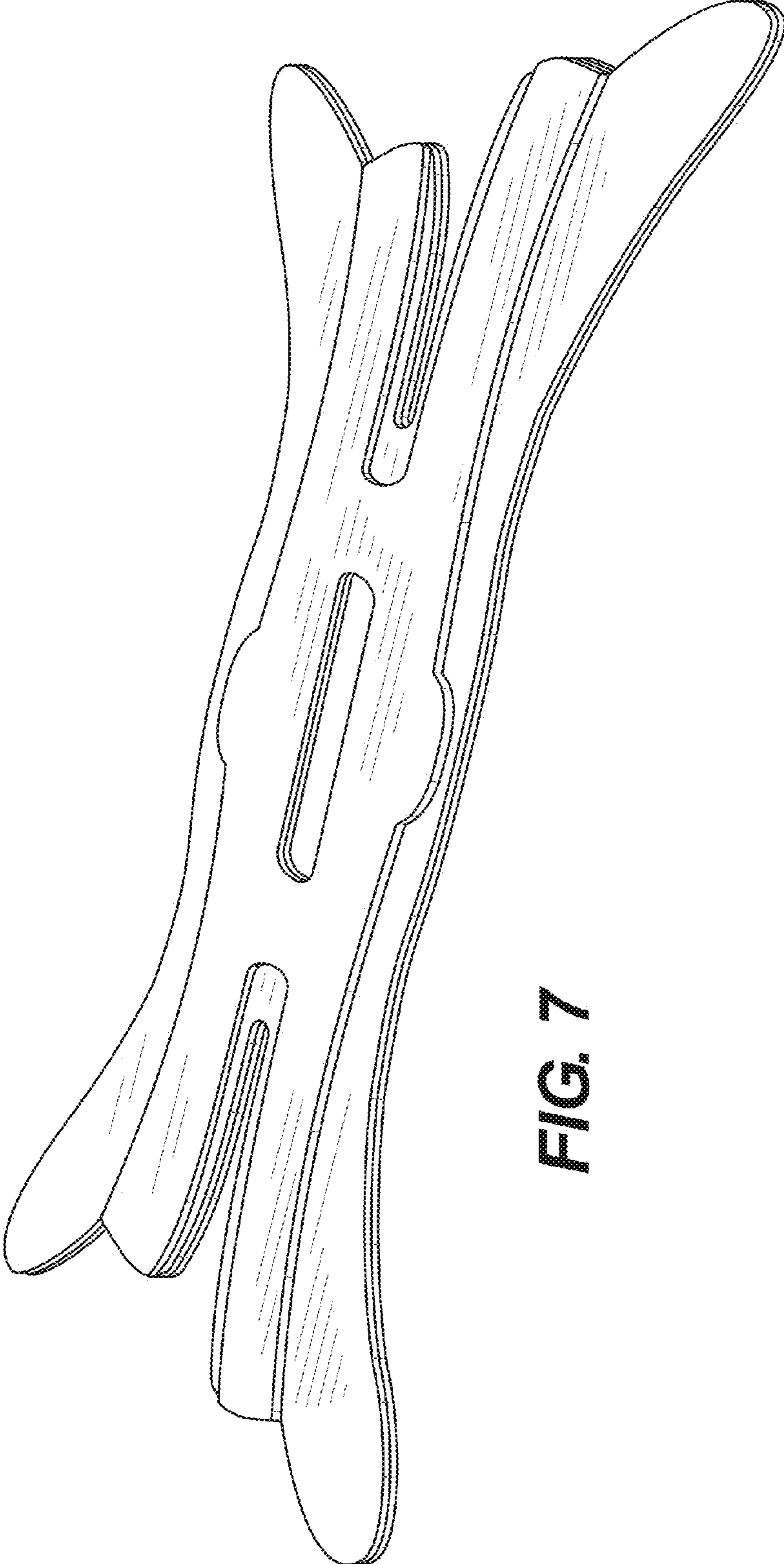


FIG. 7

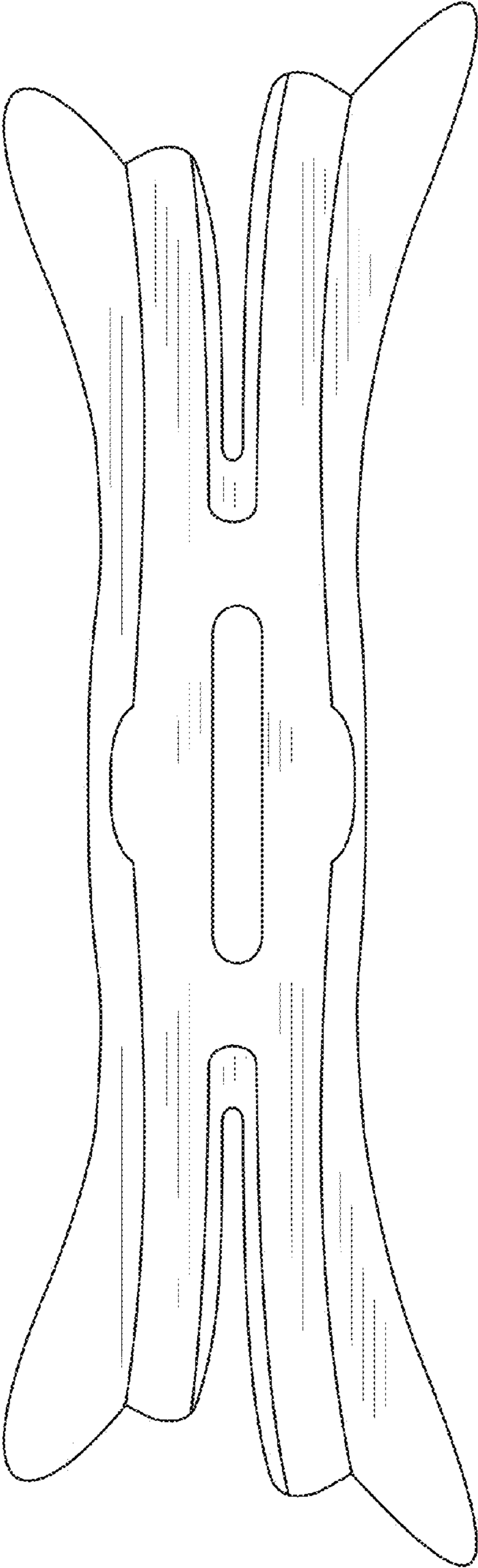


FIG. 8

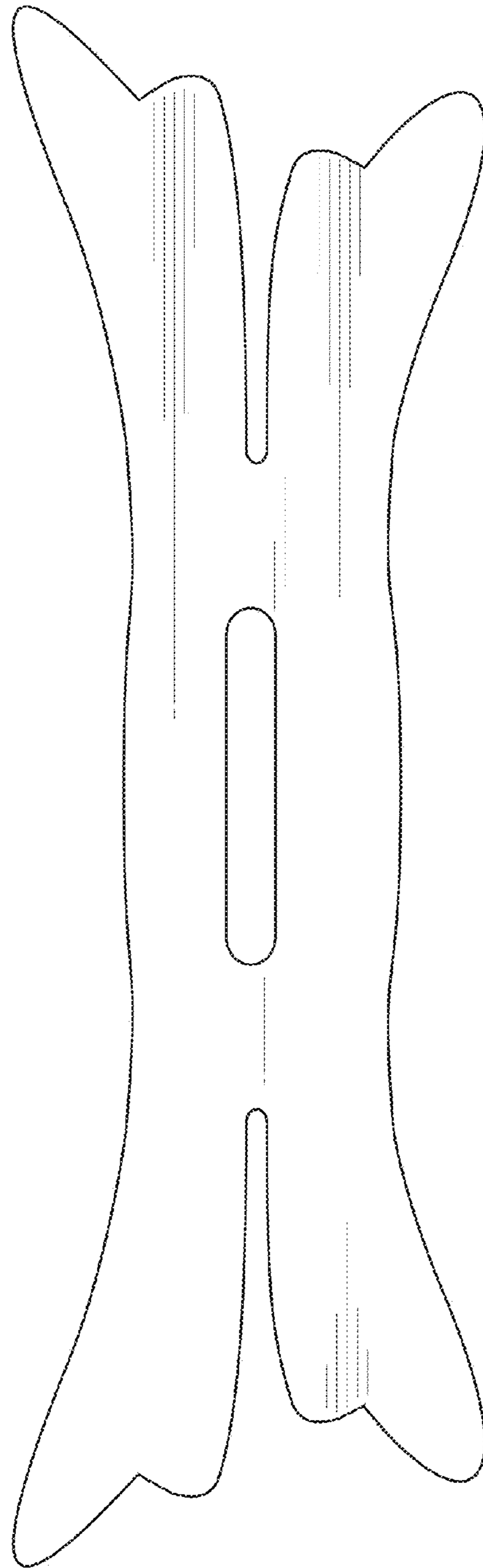


FIG. 9

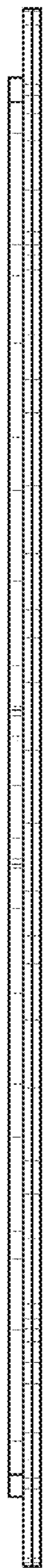


FIG. 10

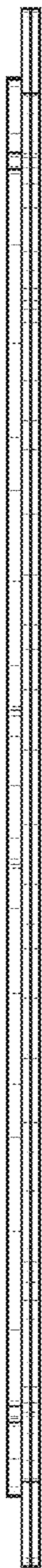


FIG. 11



FIG. 12