



US00D747466S

(12) **United States Design Patent**  
**Broyles et al.**

(10) **Patent No.:** **US D747,466 S**  
(45) **Date of Patent:** **\*\* Jan. 12, 2016**

- (54) **COMPOSITE SYRINGE**
- (71) Applicant: **3M Innovative Properties Company**,  
St. Paul, MN (US)
- (72) Inventors: **Bruce R. Broyles**, Oakdale, MN (US);  
**Christopher J. Claypool**, Woodbury,  
MN (US); **Greg E. Schrank**,  
Bloomington, MN (US); **Steven J.**  
**Maxa**, Lakeville, MN (US); **Andreas**  
**Boehm**, Reichling (DE); **Stefan**  
**Eckstein**, Munich (DE); **Remus**  
**Feldman**, Munich (DE)
- (73) Assignee: **3M Innovative Properties Company**,  
St. Paul, MN (US)
- (\*\*) Term: **14 Years**
- (21) Appl. No.: **29/483,999**
- (22) Filed: **Mar. 5, 2014**
- (51) **LOC (10) Cl.** ..... **24-02**
- (52) **U.S. Cl.**  
USPC ..... **D24/114; D24/176**
- (58) **Field of Classification Search**  
USPC ..... D24/152, 176, 112-114, 130; 604/181,  
604/187, 184, 227; 433/226, 229, 88-89,  
433/80, 90, 215  
CPC .... A61C 5/062; A61C 5/064; A61C 17/0202;  
A61C 19/063; A61C 5/066; B05C 17/00593;  
B05C 17/00553  
See application file for complete search history.

(56) **References Cited**  
U.S. PATENT DOCUMENTS

3,739,947 A	6/1973	Baumann
D287,877 S	1/1987	Holewinski
4,941,752 A	7/1990	Yant
5,324,273 A	6/1994	Discko, Jr.
5,392,904 A	2/1995	Frick

5,618,273 A *	4/1997	Fischer	.....	A61C 5/062 604/218
D419,236 S *	1/2000	Carlson et al.	.....	D24/114
D421,121 S *	2/2000	Prasad et al.	.....	D24/114
D429,812 S	8/2000	Hjertman et al.		
D472,323 S	3/2003	Sand		
6,884,071 B2	4/2005	Martin		
7,562,792 B2	7/2009	Nisbet		
D635,248 S *	3/2011	Coale	.....	D24/114
D645,958 S *	9/2011	Assmann et al.	.....	D24/113
D657,867 S	4/2012	Effenberger		
D672,873 S	12/2012	An		
D681,808 S	5/2013	Holaschke		
D690,813 S	10/2013	Bizzell		
D693,940 S	11/2013	Walter		
D696,787 S	12/2013	Walter		
D698,918 S *	2/2014	Leiner et al.	.....	D24/114

(Continued)

**OTHER PUBLICATIONS**

*Tetric EvoCeram & Tetric EvoFlow®*, Ivoclar Vivodent, Oct. 29, 2013, 10 pages.

*Primary Examiner* — Wan Laymon

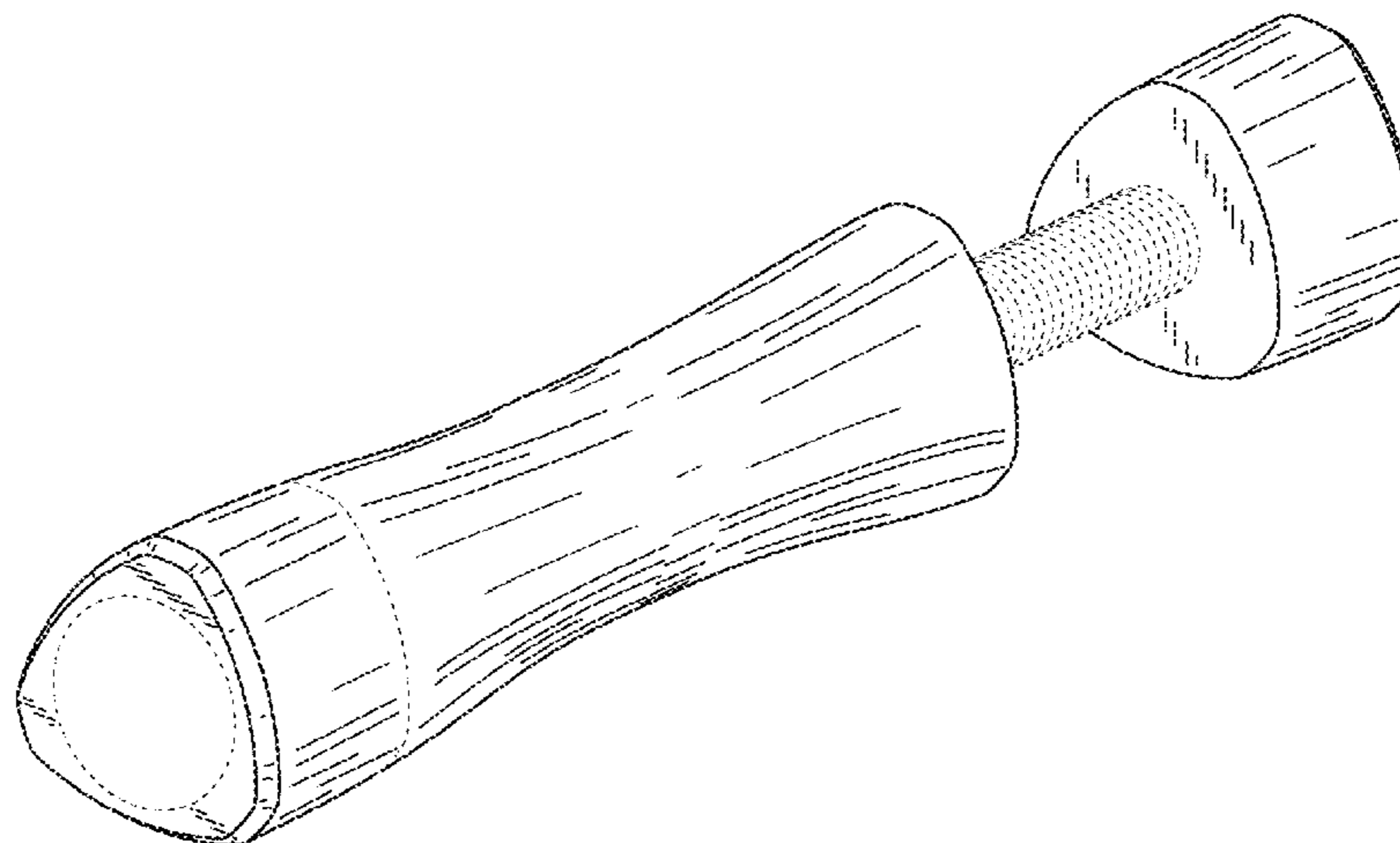
(57) **CLAIM**

The ornamental design for a composite syringe, as shown and described.

**DESCRIPTION**

FIG. 1 is a top perspective view of a composite syringe in accordance with the present disclosure;  
 FIG. 2 is a front plan view of the composite syringe of FIG. 1;  
 FIG. 3 is a rear plan view of the composite syringe of FIG. 1;  
 FIG. 4 is a top plan view of the composite syringe of FIG. 1;  
 FIG. 5 is a bottom plan view of the composite syringe of FIG. 1; and,  
 FIG. 6 is a side view of the composite syringe of FIG. 1, the opposite side view a mirror image.  
 The broken lines shown in the figures represent portions of the composite syringe that form no part of the claimed design.

**1 Claim, 2 Drawing Sheets**



(56)

**References Cited**

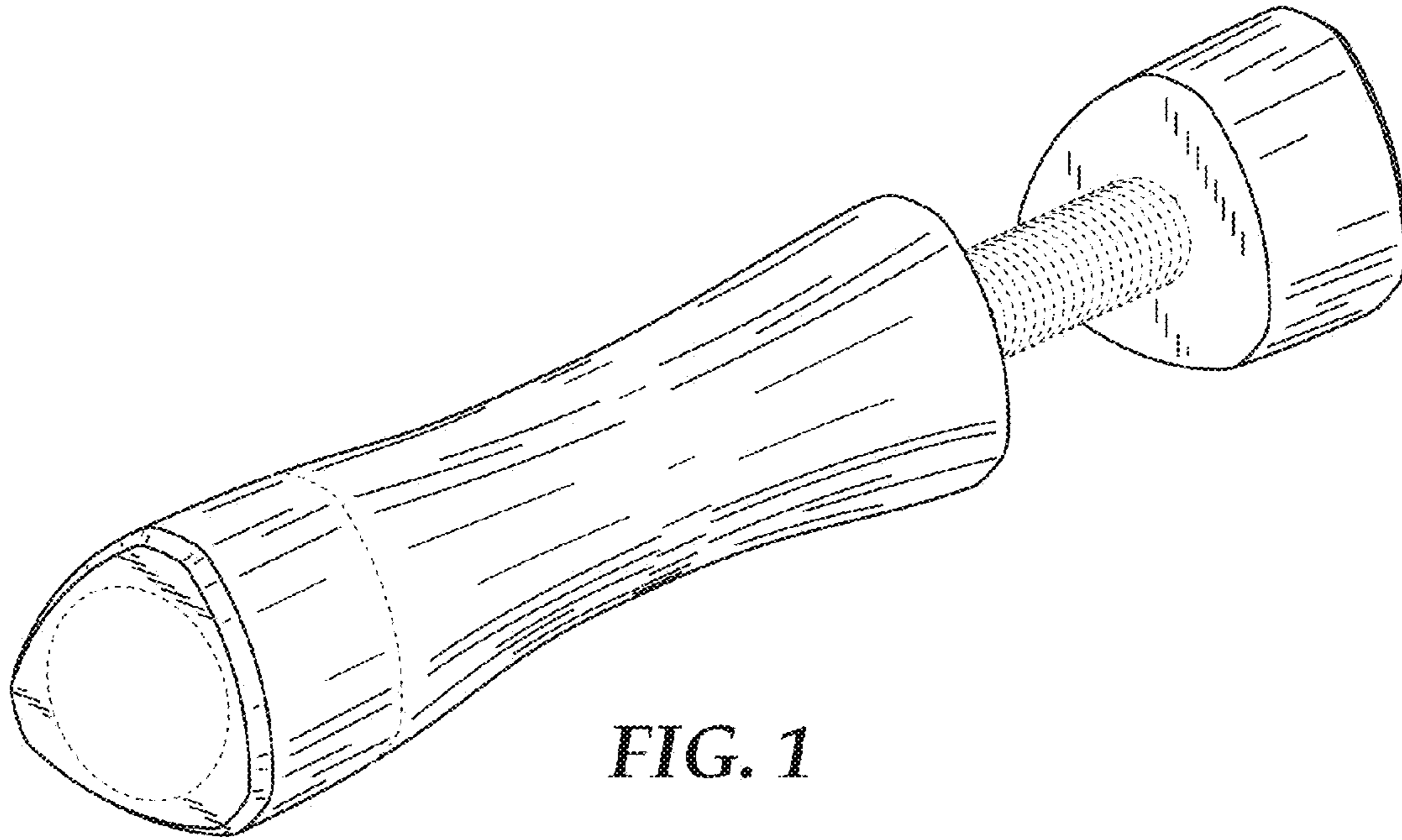
U.S. PATENT DOCUMENTS

8,834,158 B2 \* 9/2014 Leiner ..... A61C 5/062  
433/90

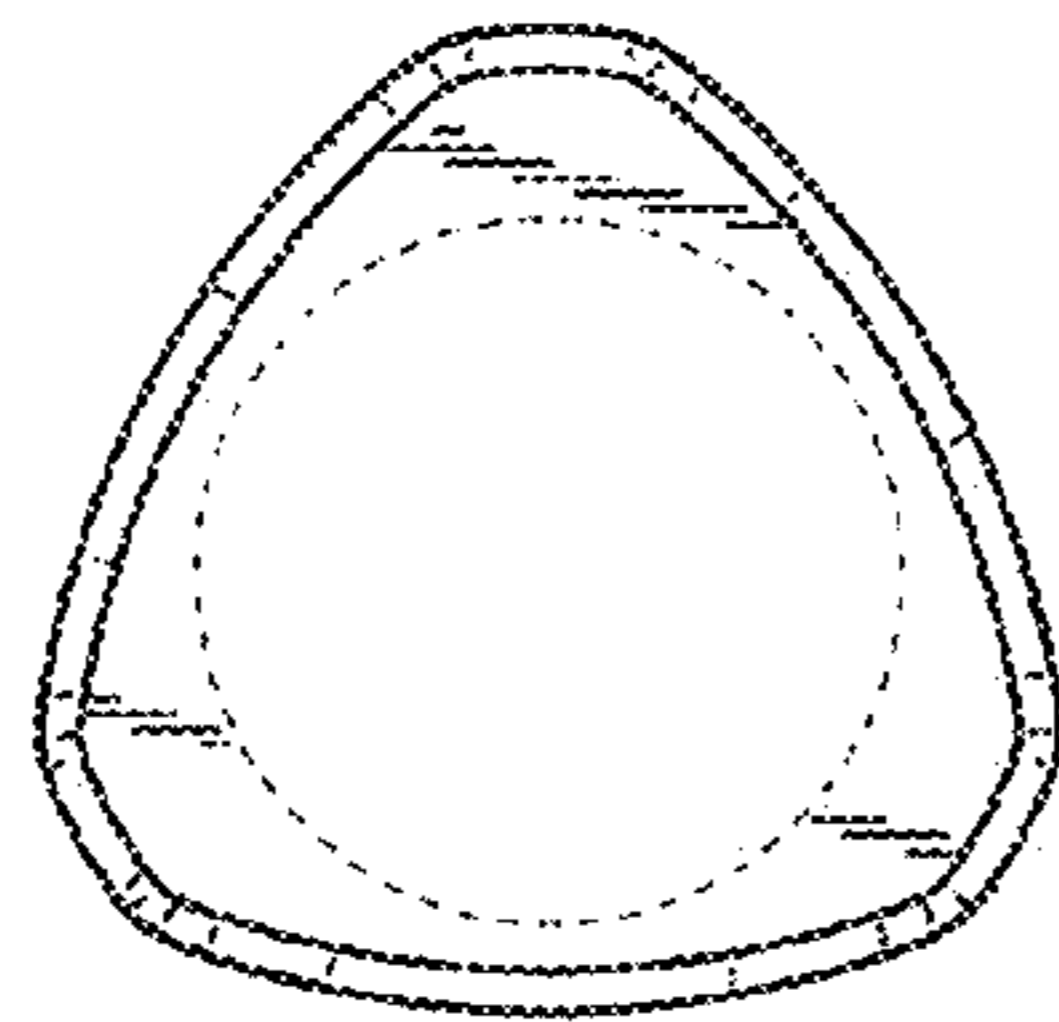
D733,870 S \* 7/2015 Broyles ..... D24/114

2010/0240004 A1 9/2010 Zalsman  
2011/0056985 A1 3/2011 Bublewitz  
2013/0101955 A1 4/2013 Broyles  
2013/0260335 A1 10/2013 Peuker

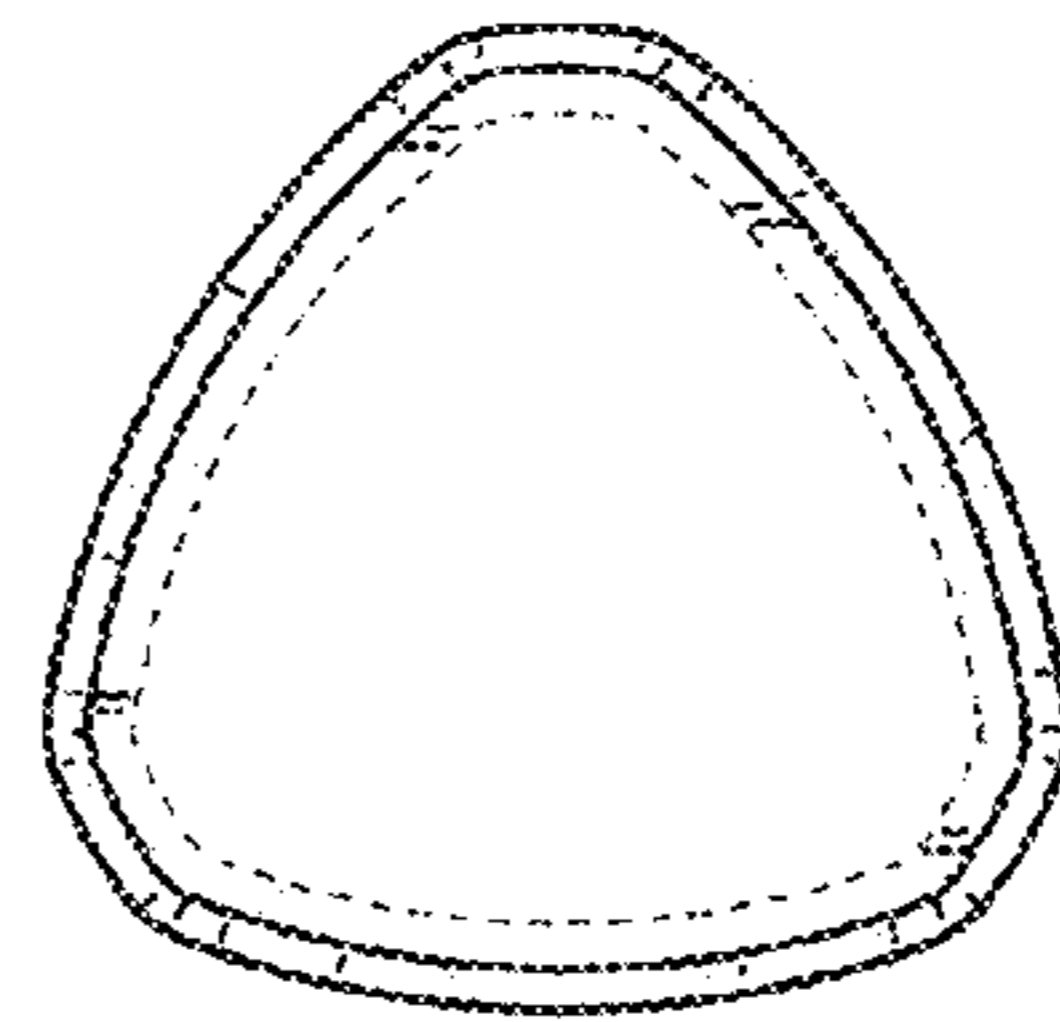
\* cited by examiner



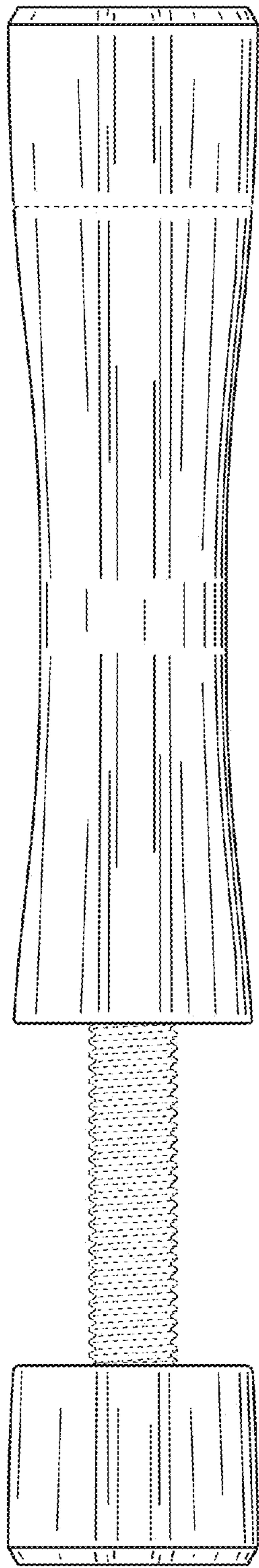
**FIG. 1**



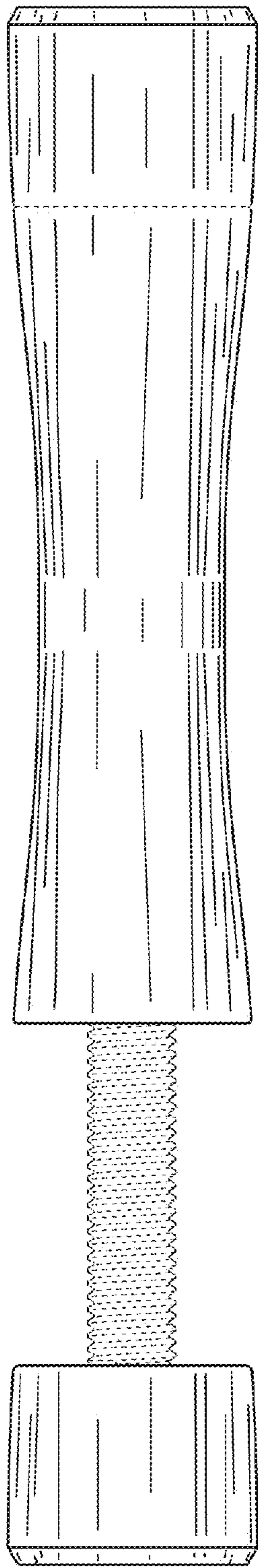
**FIG. 2**



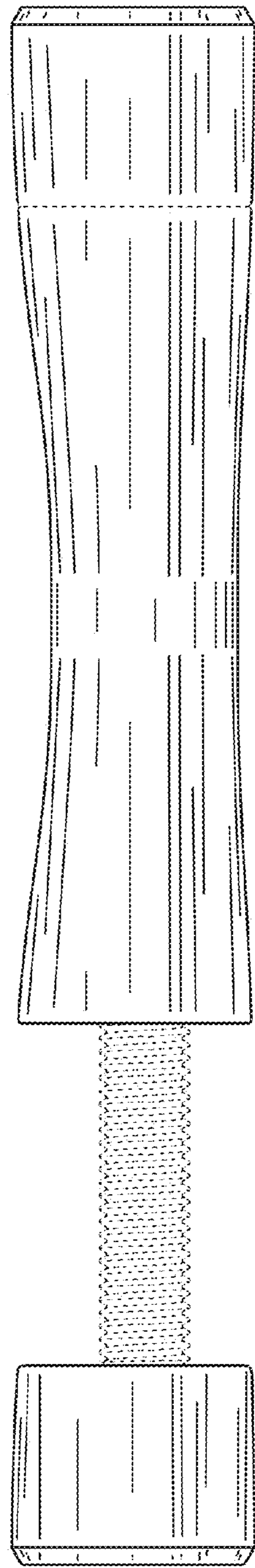
**FIG. 3**



*FIG. 4*



*FIG. 5*



*FIG. 6*