



US00D747434S

(12) **United States Design Patent**  
**Gibbs et al.**

(10) **Patent No.:** **US D747,434 S**  
(45) **Date of Patent:** **\*\* Jan. 12, 2016**

- (54) **FISH FISHING LURE** 5,036,617 A \* 8/1991 Waldrip ..... A01K 85/16  
43/41
- (71) Applicants: **Tracy Gibbs**, Cadiz, KY (US); **Stacy Gibbs**, Cadiz, KY (US) 5,105,573 A 4/1992 Mays  
D558,298 S \* 12/2007 Cassella ..... D22/126  
D684,236 S 6/2013 Rago
- (72) Inventors: **Tracy Gibbs**, Cadiz, KY (US); **Stacy Gibbs**, Cadiz, KY (US) D691,694 S \* 10/2013 Marshall ..... D22/126  
D696,379 S 12/2013 Lindsey

\* cited by examiner

(\*\*) Term: **14 Years**

*Primary Examiner* — Catheri Oliver-Garcia

(21) Appl. No.: **29/497,662**

(74) *Attorney, Agent, or Firm* — Julie A. Tennyson

(22) Filed: **Jul. 28, 2014**

(51) **LOC (10) Cl.** ..... **22-05**

(57) **CLAIM**

(52) **U.S. Cl.**  
USPC ..... **D22/126**

We claim the ornamental design for a fish fishing lure, as shown and described.

(58) **Field of Classification Search**  
USPC ..... D22/119–126; 43/35, 41, 42.31, 42.24,  
43/42.28, 42.35, 42.49, 42.45, 42.09, 42.1,  
43/42.39, 42.46, 44.81  
See application file for complete search history.

**DESCRIPTION**


FIG. 1 is a rear elevation view of a fish fishing lure;  
FIG. 2 is a front elevation view thereof;  
FIG. 3 is a side elevation view thereof;  
FIG. 4 is a top plan view thereof;  
FIG. 5 is a bottom plan view thereof; and,  
FIG. 6 is an opposite side elevation view.

(56) **References Cited**

U.S. PATENT DOCUMENTS

- 2,794,286 A \* 6/1957 Albach ..... A01K 85/02  
43/35
- D245,990 S \* 10/1977 Cordell, Jr. .... D22/132

**1 Claim, 6 Drawing Sheets**



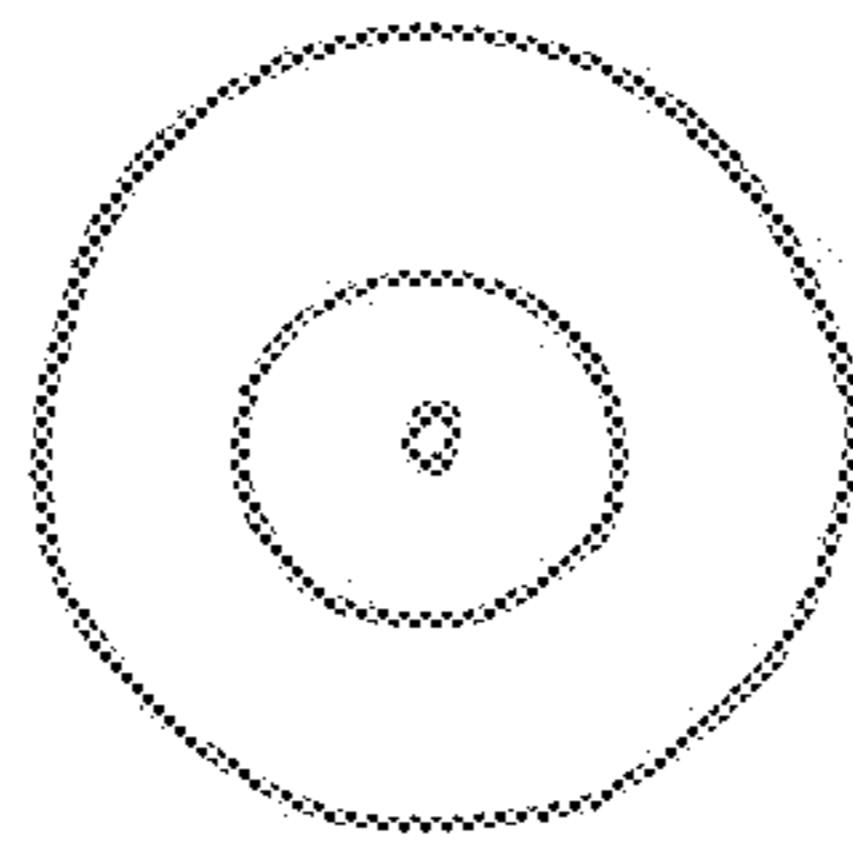


Fig. 1

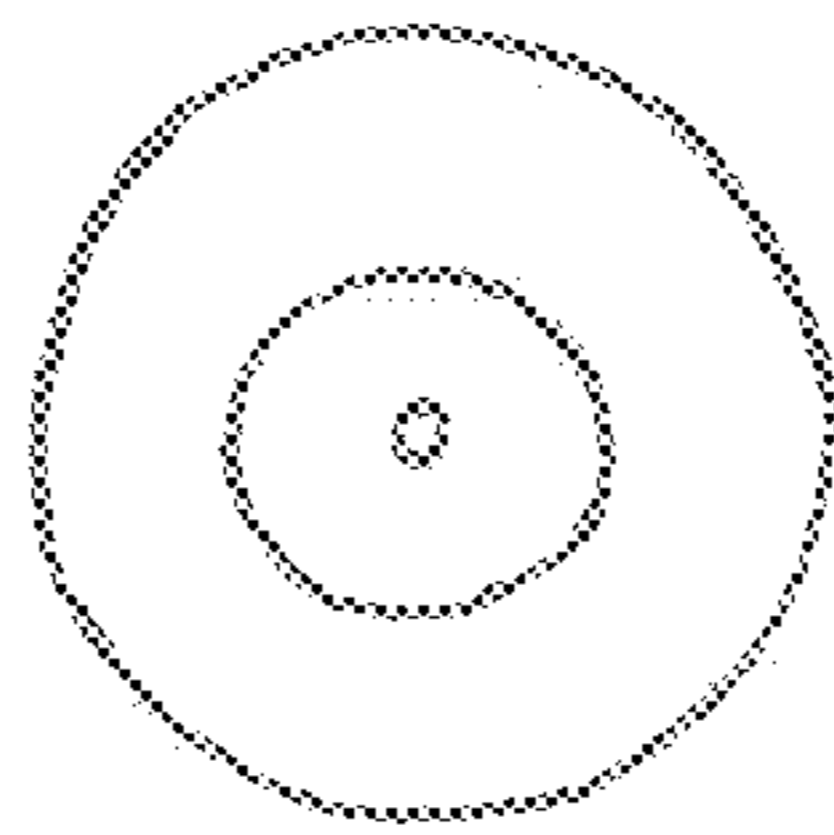


Fig. 2

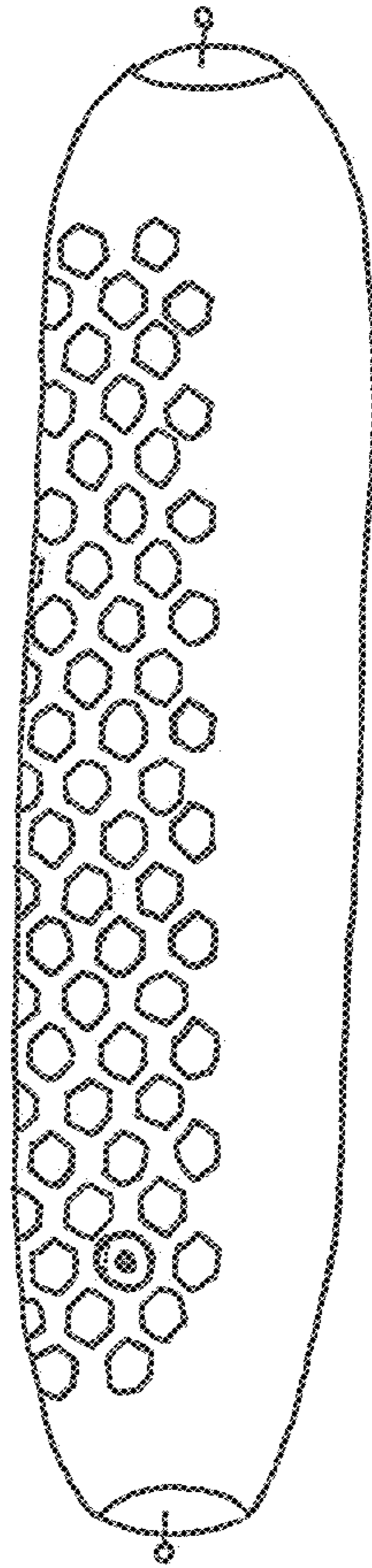


Fig. 3




Fig. 4

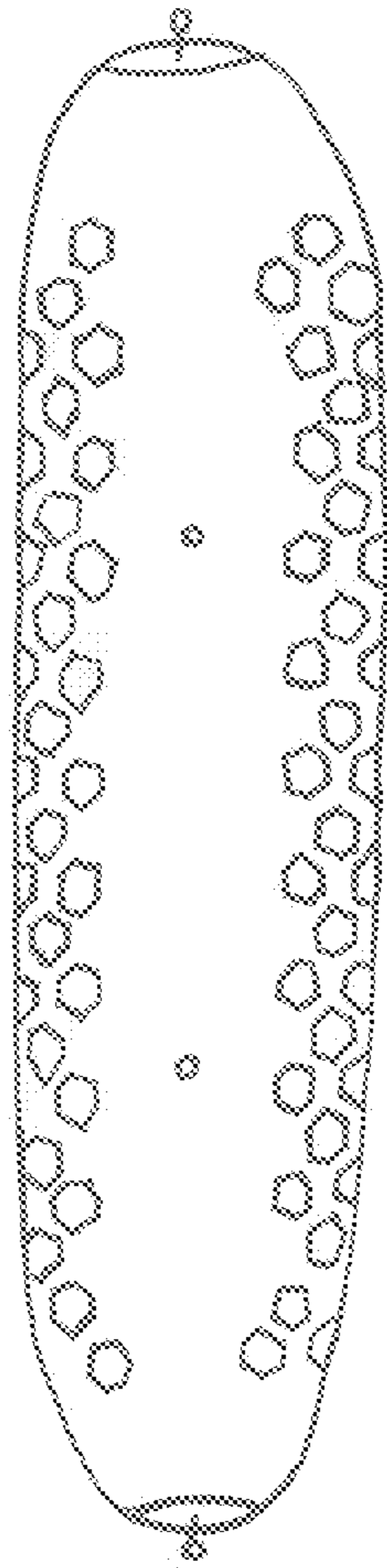


Fig. 5

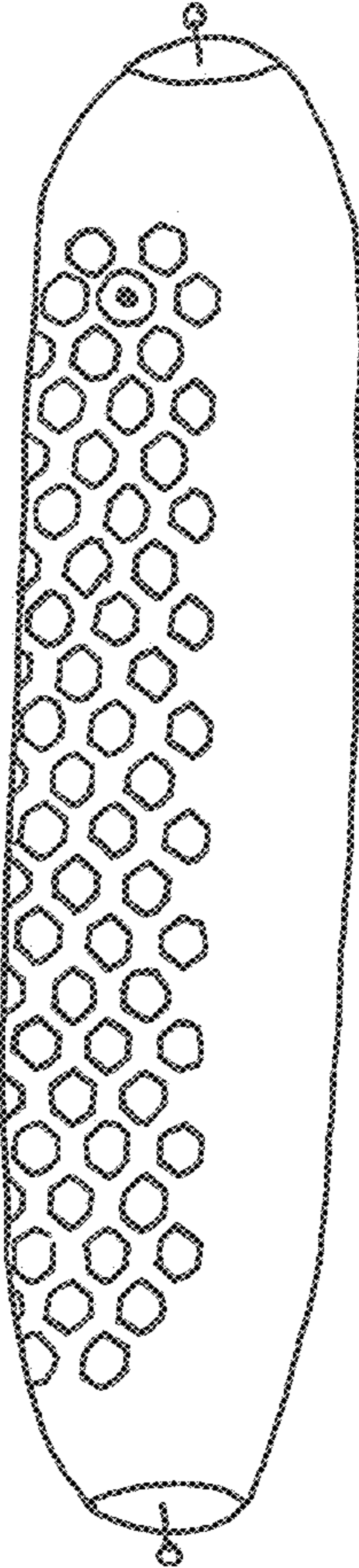


Fig. 6